

# ZEC 1,5/ 3-LPV-7,5 C2 - PCB connector



1898389

<https://www.phoenixcontact.com/us/products/1898389>

Please be informed that the data shown in this PDF document is generated from our online catalog. Please find the complete data in the user documentation. Our general terms of use for downloads are valid.



PCB connector, nominal cross section: 1.5 mm<sup>2</sup>, color: green, nominal current: 10 A, rated voltage (III/2): 630 V, contact surface: Sn, contact connection type: Socket, number of potentials: 3, number of rows: 1, number of positions: 3, number of connections: 3, product range: ZEC 1,5/...-LPV, pitch: 7.5 mm, mounting: Direct plug-in method, conductor/PCB connection direction: 0 °, number of solder pins per potential: 2, plug-in system: ZEC, locking: without, mounting method: without, type of packaging: packed in cardboard



The figure shows a 10-position version of the product

## Your advantages

- Easy component connection
- Inexpensive direct plug-in connection with just one component

## Commercial data

Item number	1898389
Packing unit	50 pc
Minimum order quantity	50 pc
Sales key	AA03
Product key	AACEBA
GTIN	4017918167097
Weight per piece (including packing)	3.5 g
Weight per piece (excluding packing)	3.154 g
Customs tariff number	85366930
Country of origin	GR

# ZEC 1,5/ 3-LPV-7,5 C2 - PCB connector



1898389

<https://www.phoenixcontact.com/us/products/1898389>

## Technical data

### Product properties

Product type	PCB connector
Product family	ZEC 1,5/...-LPV
Product line	COMBICON Connectors S
Type	PCB connector
Number of positions	3
Pitch	7.5 mm
Number of connections	3
Number of rows	1
Number of potentials	3
Mounting type	without
Solder pins per potential	2

### Electrical properties

#### Properties

Nominal current $I_N$	10 A
Nominal voltage $U_N$	630 V
Contact resistance	1.2 m $\Omega$
Rated voltage (III/3)	400 V
Rated surge voltage (III/3)	6 kV
Rated voltage (III/2)	630 V
Rated surge voltage (III/2)	6 kV
Rated voltage (II/2)	1000 V
Rated surge voltage (II/2)	6 kV

### Mounting

Mounting type	Direct plug-in method
---------------	-----------------------

### Material specifications

#### Material data - contact

Note	WEEE/RoHS-compliant, free of whiskers according to IEC 60068-2-82/JEDEC JESD 201
Contact material	Cu alloy
Surface characteristics	hot-dip tin-plated
Metal surface contact area (top layer)	Tin (4 $\mu\text{m}$ - 8 $\mu\text{m}$ Sn)

#### Material data - housing

Color (Housing)	green (6021)
Insulating material	PA
Insulating material group	I
CTI according to IEC 60112	600

# ZEC 1,5/ 3-LPV-7,5 C2 - PCB connector



1898389


<https://www.phoenixcontact.com/us/products/1898389>

Flammability rating according to UL 94	V0
Glow wire flammability index GWFI according to EN 60695-2-12	850
Glow wire ignition temperature GWIT according to EN 60695-2-13	775
Temperature for the ball pressure test according to EN 60695-10-2	125 °C

## Notes

Notes on operation	In accordance with IEC 61984, COMBICON connectors have no switching power (COC). During designated use, they must not be plugged in or disconnected when carrying voltage or under load.
--------------------	--

## Dimensions

Dimensional drawing	
Pitch	7.5 mm
Width [w]	23.9 mm
Height [h]	7 mm
Length [l]	22.9 mm
Installed height	7 mm

## Mechanical tests

### Insertion and withdrawal forces

Result	Test passed
No. of cycles	20
Insertion strength per pos. approx.	6 N
Withdraw strength per pos. approx.	3 N

### Resistance of inscriptions

Specification	IEC 60068-2-70:1995-12
Result	Test passed

### Visual inspection

Specification	IEC 60512-2:1985-00
Result	Test passed

### Dimension check

Specification	IEC 60512-2:1985-00
Result	Test passed

## Electrical tests

Air clearances and creepage distances |

# ZEC 1,5/ 3-LPV-7,5 C2 - PCB connector



1898389

<https://www.phoenixcontact.com/us/products/1898389>

Specification	IEC 60664-1:2007-04
Insulating material group	I
Comparative tracking index (IEC 60112)	CTI 600
Rated insulation voltage (III/3)	400 V
Rated surge voltage (III/3)	6 kV
minimum clearance value - non-homogenous field (III/3)	5.5 mm
minimum creepage distance (III/3)	5.5 mm
Rated insulation voltage (III/2)	630 V
Rated surge voltage (III/2)	6 kV
minimum clearance value - non-homogenous field (III/2)	5.5 mm
minimum creepage distance (III/2)	5.5 mm
Rated insulation voltage (II/2)	1000 V
Rated surge voltage (II/2)	6 kV
minimum clearance value - non-homogenous field (II/2)	5.5 mm
minimum creepage distance (II/2)	5.5 mm

## Environmental and real-life conditions

### Durability test

Specification	IEC 60512-5:1992-08
Contact resistance $R_1$	1.2 m $\Omega$
Contact resistance $R_2$	1.5 m $\Omega$
Insertion/withdrawal cycles	20

### Climatic test

Specification	ISO 6988:1985-02
Corrosive stress	0.2 dm <sup>3</sup> SO <sub>2</sub> on 300 dm <sup>3</sup> /40 °C/1 cycle
Thermal stress	100 °C/168 h
Power-frequency withstand voltage	3.31 kV

### Vibration test

Specification	IEC 60068-2-6:1995-03
Frequency	10 - 150 - 10 Hz
Sweep speed	1 octave/min
Amplitude	0.35 mm (10 Hz ... 60.1 Hz)
Acceleration	5g (60.1 Hz ... 150 Hz)
Test duration per axis	2.5 h
Test directions	X-, Y- and Z-axis

### Ambient conditions

Ambient temperature (storage/transport)	-40 °C ... 70 °C
Relative humidity (storage/transport)	30 % ... 70 %
Ambient temperature (assembly)	-5 °C ... 100 °C
Ambient temperature (operation)	-40 °C ... 100 °C (dependent on the derating curve)

### Ambient conditions

# ZEC 1,5/ 3-LPV-7,5 C2 - PCB connector



1898389

<https://www.phoenixcontact.com/us/products/1898389>

Ambient temperature (operation)	-40 °C ... 100 °C (dependent on the derating curve)
Ambient temperature (storage/transport)	-40 °C ... 70 °C
Relative humidity (storage/transport)	30 % ... 70 %
Ambient temperature (assembly)	-5 °C ... 100 °C

## Packaging specifications

Type of packaging	packed in cardboard
-------------------	---------------------

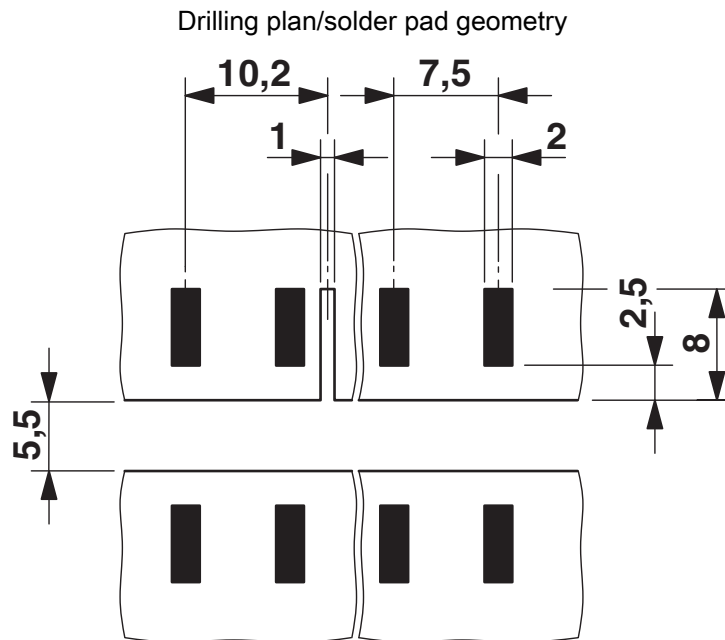
# ZEC 1,5/ 3-LPV-7,5 C2 - PCB connector

1898389

<https://www.phoenixcontact.com/us/products/1898389>



## Drawings



Size of the PCB:  $1.6 \pm 0.2$  mm

# ZEC 1,5/ 3-LPV-7,5 C2 - PCB connector




1898389

<https://www.phoenixcontact.com/us/products/1898389>

## Approvals

To download certificates, visit the product detail page: <https://www.phoenixcontact.com/us/products/1898389>

 <b>cULus Recognized</b> Approval ID: E60425-19941111				
	Nominal voltage $U_N$	Nominal current $I_N$	Cross section AWG	Cross section $\text{mm}^2$
B	300 V	10 A	-	-
D	300 V	10 A	-	-

 <b>VDE report with production monitoring</b> Approval ID: 40020343				
	Nominal voltage $U_N$	Nominal current $I_N$	Cross section AWG	Cross section $\text{mm}^2$
keine	400 V	10 A	-	-

# ZEC 1,5/ 3-LPV-7,5 C2 - PCB connector



1898389

<https://www.phoenixcontact.com/us/products/1898389>

## Classifications

### ECLASS

ECLASS-13.0	27460201
ECLASS-15.0	27460201

### ETIM

ETIM 10.0	EC002637
-----------	----------

### UNSPSC

UNSPSC 21.0	39121400
-------------	----------

# ZEC 1,5/ 3-LPV-7,5 C2 - PCB connector



1898389

<https://www.phoenixcontact.com/us/products/1898389>

## Environmental product compliance

### EU RoHS

Fulfills EU RoHS substance requirements	Yes, No exemptions
---	--------------------

### China RoHS

Environment friendly use period (EFUP)	EFUP-E
	No hazardous substances above the limits

### EU REACH SVHC

REACH candidate substance (CAS No.)	No substance above 0.1 wt%
-------------------------------------	----------------------------

Phoenix Contact 2026 © - all rights reserved  
<https://www.phoenixcontact.com>

Phoenix Contact USA  
586 Fulling Mill Road  
Middletown, PA 17057, United States  
(+717) 944-1300  
[info@phoenixcon.com](mailto:info@phoenixcon.com)