


# DMCV 1,5/ 4-G1F-3,5-LRP26AUTHR - PCB header



1874674

<https://www.phoenixcontact.com/us/products/1874674>

Please be informed that the data shown in this PDF document is generated from our online catalog. Please find the complete data in the user documentation. Our general terms of use for downloads are valid.



PCB headers, nominal cross section: 1.5 mm<sup>2</sup>, color: black, nominal current: 8 A, rated voltage (III/2): 160 V, contact surface: Au, contact connection type: Pin, number of potentials: 8, number of rows: 2, number of positions: 4, number of connections: 8, product range: DMCV 1,5/...-G1F-THR, pitch: 3.5 mm, mounting: THR soldering / wave soldering, pin layout: Linear pinning, solder pin [P]: 2.6 mm, number of solder pins per potential: 1, plug-in system: COMBICON DFMC 1,5, Pin connector pattern alignment: Standard, locking: Lock-and-release locking system, mounting method: Lock & Release, type of packaging: packed in cardboard

## Your advantages

- Designed for integration into the SMT soldering process
- Gold-plated contacts ensure transfer quality remains stable over the long term
- Vertical connection enables multi-row arrangement on the PCB
- Screwable flange for superior mechanical stability
- Automatic locking and intuitive release through Lock and Release operating lever in contrasting color
- Small component size for applications where space is at a premium

## Commercial data

|                                      |               |
|--------------------------------------|---------------|
| Item number                          | 1874674       |
| Packing unit                         | 50 pc         |
| Minimum order quantity               | 50 pc         |
| Product key                          | AABTJC        |
| GTIN                                 | 4055626365671 |
| Weight per piece (including packing) | 2.488 g       |
| Weight per piece (excluding packing) | 2.22 g        |
| Country of origin                    | DE            |

# DMCV 1,5/ 4-G1F-3,5-LRP26AUTHR - PCB header



1874674

<https://www.phoenixcontact.com/us/products/1874674>

## Technical data

### Product properties

|                           |                       |
|---------------------------|-----------------------|
| Product type              | PCB headers           |
| Product family            | DMCV 1,5/..-G1F-THR   |
| Product line              | COMBICON Connectors S |
| Type                      | Headers               |
| Number of positions       | 4                     |
| Pitch                     | 3.5 mm                |
| Number of connections     | 8                     |
| Number of rows            | 2                     |
| Number of potentials      | 8                     |
| Pin layout                | Linear pinning        |
| Solder pins per potential | 1                     |

### Electrical properties

#### Properties

|                             |                |
|-----------------------------|----------------|
| Nominal current $I_N$       | 8 A            |
| Nominal voltage $U_N$       | 160 V          |
| Contact resistance          | 1.9 m $\Omega$ |
| Rated voltage (III/3)       | 160 V          |
| Rated surge voltage (III/3) | 2.5 kV         |
| Rated voltage (III/2)       | 160 V          |
| Rated surge voltage (III/2) | 2.5 kV         |
| Rated voltage (II/2)        | 250 V          |
| Rated surge voltage (II/2)  | 2.5 kV         |

### Mounting

|               |                                |
|---------------|--------------------------------|
| Mounting type | THR soldering / wave soldering |
| Pin layout    | Linear pinning                 |

#### Flange

|                   |        |
|-------------------|--------|
| Tightening torque | 0.2 Nm |
|-------------------|--------|

#### Processing notes

|                                  |                       |
|----------------------------------|-----------------------|
| Process                          | Reflow/wave soldering |
| Moisture Sensitive Level         | MSL 1                 |
| Classification temperature $T_c$ | 260 °C                |
| Solder cycles in the reflow      | 3                     |

### Material specifications

#### Material data - contact

|      |  |
|------|--|
| Note | WEEE/RoHS-compliant, free of whiskers according to IEC 60068-2-82/JEDEC JESD 201 |
|------|--|

# DMCV 1,5/ 4-G1F-3,5-LRP26AUTHR - PCB header



1874674

<https://www.phoenixcontact.com/us/products/1874674>

|   |   |
|---|---|
| Contact material                            | Cu alloy  |
| Surface characteristics                     | partially gold-plated                           |
| Metal surface contact area (top layer)      | Gold (0.8 $\mu\text{m}$ - 1.4 $\mu\text{m}$ Au) |
| Metal surface contact area (middle layer)   | Nickel (2 $\mu\text{m}$ - 4 $\mu\text{m}$ Ni)   |
| Metal surface soldering area (top layer)    | Tin (3 $\mu\text{m}$ - 5 $\mu\text{m}$ Sn)      |
| Metal surface soldering area (middle layer) | Nickel (2 $\mu\text{m}$ - 4 $\mu\text{m}$ Ni)   |

## Material data - housing

|  |              |
|--|--------------|
| Color (Housing)                        | black (9005) |
| Insulating material                    | LCP          |
| Insulating material group              | IIIa         |
| CTI according to IEC 60112             | 175          |
| Flammability rating according to UL 94 | V0           |

## Dimensions

|                       |              |
|-----------------------|--------------|
| Dimensional drawing   |              |
| Pitch                 | 3.5 mm       |
| Width [w]             | 21 mm        |
| Height [h]            | 12.6 mm      |
| Length [l]            | 10.6 mm      |
| Installed height      | 10 mm        |
| Solder pin length [P] | 2.6 mm       |
| Pin dimensions        | 0.8 x 0.8 mm |

## PCB design

|               |         |
|---------------|---------|
| Pin spacing   | 5.50 mm |
| Hole diameter | 1.4 mm  |

## Mechanical tests

### Visual inspection

|               |                       |
|---------------|-----------------------|
| Specification | IEC 60512-1-1:2002-02 |
| Result        | Test passed           |

### Dimension check

|               |                       |
|---------------|-----------------------|
| Specification | IEC 60512-1-2:2002-02 |
| Result        | Test passed           |

### Resistance of inscriptions

|               |                        |
|---------------|------------------------|
| Specification | IEC 60068-2-70:1995-12 |
| Result        | Test passed            |

# DMCV 1,5/ 4-G1F-3,5-LRP26AUTHR - PCB header



1874674

<https://www.phoenixcontact.com/us/products/1874674>

## Polarization and coding

|               |                        |
|---------------|------------------------|
| Specification | IEC 60512-13-5:2006-02 |
| Result        | Test passed            |

## Contact holder in insert

|   |                        |
|---|------------------------|
| Specification                               | IEC 60512-15-1:2008-05 |
| Contact holder in insert Requirements >20 N | Test passed            |

## Insertion and withdrawal forces

|                                     |                        |
|-------------------------------------|------------------------|
| Specification                       | IEC 60512-13-2:2006-02 |
| Result                              | Test passed            |
| No. of cycles                       | 100                    |
| Insertion strength per pos. approx. | 2 N                    |
| Withdraw strength per pos. approx.  | 1 N                    |

## Electrical tests

### Thermal test | Test group C

|                            |                       |
|----------------------------|-----------------------|
| Specification              | IEC 60512-5-1:2002-02 |
| Tested number of positions | 15                    |

### Insulation resistance

|  |                       |
|--|-----------------------|
| Specification                                | IEC 60512-3-1:2002-02 |
| Insulation resistance, neighboring positions | > 5 MΩ                |

### Air clearances and creepage distances |

|  |                     |
|--|---------------------|
| Specification  | IEC 60664-1:2007-04 |
| Insulating material group                              | IIIa                |
| Comparative tracking index (IEC 60112)                 | CTI 175             |
| Rated insulation voltage (III/3)                       | 160 V               |
| Rated surge voltage (III/3)                            | 2.5 kV              |
| minimum clearance value - non-homogenous field (III/3) | 1.5 mm              |
| minimum creepage distance (III/3)                      | 2.5 mm              |
| Rated insulation voltage (III/2)                       | 160 V               |
| Rated surge voltage (III/2)                            | 2.5 kV              |
| minimum clearance value - non-homogenous field (III/2) | 1.5 mm              |
| minimum creepage distance (III/2)                      | 1.6 mm              |
| Rated insulation voltage (II/2)                        | 250 V               |
| Rated surge voltage (II/2)                             | 2.5 kV              |
| minimum clearance value - non-homogenous field (II/2)  | 1.5 mm              |
| minimum creepage distance (II/2)                       | 2.5 mm              |

## Environmental and real-life conditions

### Durability test

|               |                       |
|---------------|-----------------------|
| Specification | IEC 60512-9-1:2010-03 |
|---------------|-----------------------|

# DMCV 1,5/ 4-G1F-3,5-LRP26AUTHR - PCB header



1874674

<https://www.phoenixcontact.com/us/products/1874674>

|  |         |
|--|---------|
| Impulse withstand voltage at sea level       | 2.95 kV |
| Contact resistance R <sub>1</sub>            | 1.9 mΩ  |
| Contact resistance R <sub>2</sub>            | 2.1 mΩ  |
| Insertion/withdrawal cycles                  | 100     |
| Insulation resistance, neighboring positions | > 5 MΩ  |

## Climatic test

|                                   |   |
|-----------------------------------|---|
| Specification                     | DIN 50018:2013-05   |
| Corrosive stress                  | 1.0 dm <sup>3</sup> SO <sub>2</sub> on 300 dm <sup>3</sup> /40 °C/1 cycle |
| Thermal stress                    | 100 °C/168 h  |
| Power-frequency withstand voltage | 1.39 kV   |

## Vibration test

|                        |                             |
|------------------------|-----------------------------|
| Specification          | IEC 60068-2-6:2007-12       |
| Frequency              | 10 - 500 - 10 Hz            |
| Sweep speed            | 1 octave/min                |
| Amplitude              | 0.35 mm (10 Hz ... 60.1 Hz) |
| Acceleration           | 5g (60.1 Hz ... 500 Hz)     |
| Test duration per axis | 2 h                         |
| Test directions        | X-, Y- and Z-axis           |

## Shocks

|                 |                                   |
|-----------------|-----------------------------------|
| Specification   | IEC 60068-2-27:2008-02            |
| Pulse shape     | Semi-sinusoidal                   |
| Acceleration    | 30g                               |
| Shock duration  | 18 ms                             |
| Test directions | X-, Y- and Z-axis (pos. and neg.) |

## Railway application: Shocks

|                 |                                   |
|-----------------|-----------------------------------|
| Acceleration    | 30g                               |
| Shock duration  | 18 ms                             |
| Test directions | X-, Y- and Z-axis (pos. and neg.) |

## Ambient conditions

|   |   |
|---|---|
| Ambient temperature (storage/transport) | -40 °C ... 70 °C                                    |
| Relative humidity (storage/transport)   | 30 % ... 70 %                                       |
| Ambient temperature (assembly)          | -5 °C ... 100 °C                                    |
| Ambient temperature (operation)         | -40 °C ... 100 °C (dependent on the derating curve) |

## Packaging specifications

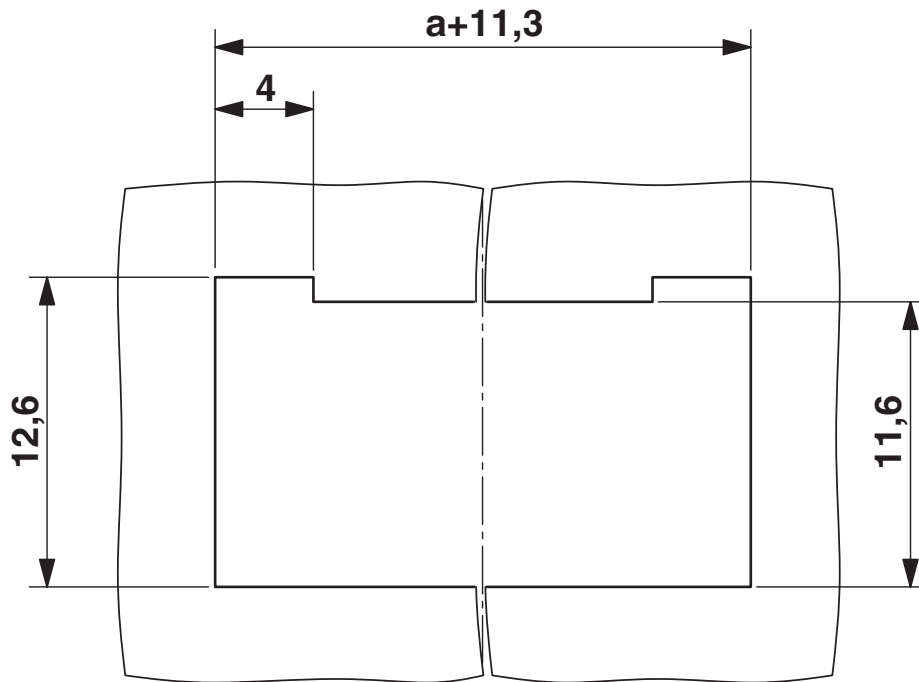
|                   |                     |
|-------------------|---------------------|
| Type of packaging | packed in cardboard |
|-------------------|---------------------|

1874674

<https://www.phoenixcontact.com/us/products/1874674>

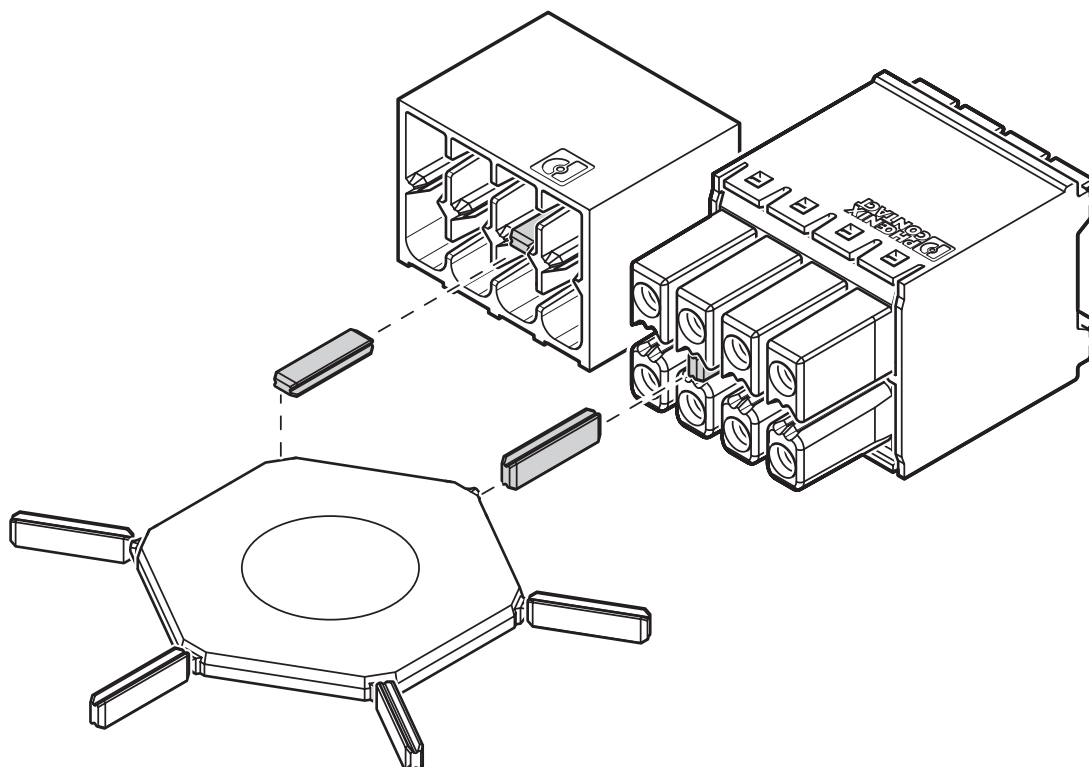
## Drawings

Schematic diagram

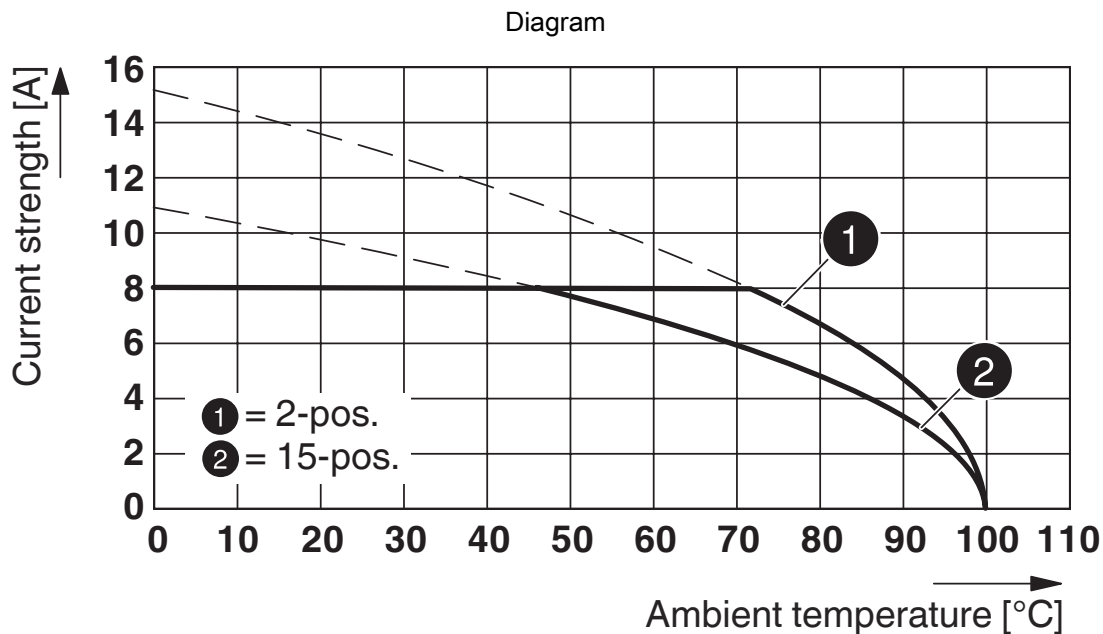


Panel cutout

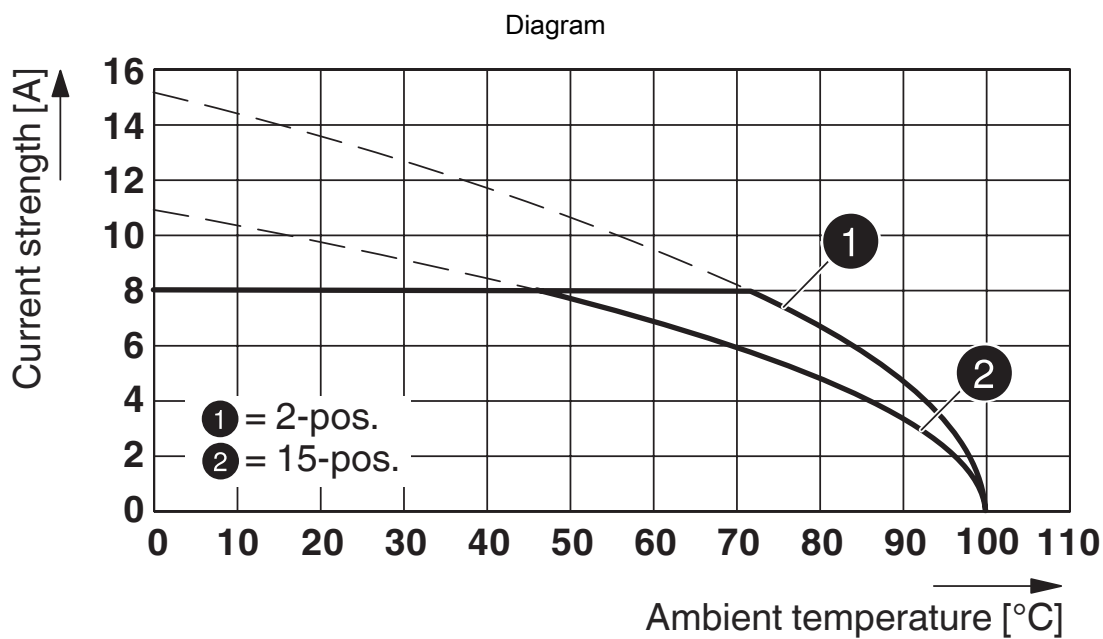
Schematic diagram



Use of the CP-DMC... coding profile



Type: DFMC 1,5/...-STF-3,5 BK AU with DMCV 1,5/...-G1F-3,5-LRAUP20THR



Type: DFMC 1,5/...-ST-3,5-LR AU with DMCV 1,5/...-G1F-3,5-LRAUP...THR

# DMCV 1,5/ 4-G1F-3,5-LRP26AUTHR - PCB header



1874674

<https://www.phoenixcontact.com/us/products/1874674>

## Approvals

To download certificates, visit the product detail page: <https://www.phoenixcontact.com/us/products/1874674>

|  <b>cULus Recognized</b><br>Approval ID: E60425-20110128 |                       |                       |                   |                             |
|---|-----------------------|-----------------------|-------------------|-----------------------------|
|   | Nominal voltage $U_N$ | Nominal current $I_N$ | Cross section AWG | Cross section $\text{mm}^2$ |
| B   | 300 V                 | 8 A                   | -                 | -                           |
| C   | 50 V                  | 8 A                   | -                 | -                           |
| D   | 300 V                 | 8 A                   | -                 | -                           |

|  <b>VDE Gutachten mit Fertigungsüberwachung</b><br>Approval ID: 40038423 |                       |                       |                   |                             |
|---|-----------------------|-----------------------|-------------------|-----------------------------|
|   | Nominal voltage $U_N$ | Nominal current $I_N$ | Cross section AWG | Cross section $\text{mm}^2$ |
| keine   | 160 V                 | 8 A                   | -                 | -                           |

1874674

<https://www.phoenixcontact.com/us/products/1874674>

## Classifications

### ECLASS

|             |          |
|-------------|----------|
| ECLASS-13.0 | 27460201 |
| ECLASS-15.0 | 27460201 |

### ETIM

|           |          |
|-----------|----------|
| ETIM 10.0 | EC002637 |
|-----------|----------|

### UNSPSC

|             |          |
|-------------|----------|
| UNSPSC 21.0 | 39121400 |
|-------------|----------|

# DMCV 1,5/ 4-G1F-3,5-LRP26AUTHR - PCB header



1874674

<https://www.phoenixcontact.com/us/products/1874674>

## Environmental product compliance

### EU RoHS

|   |                    |
|---|--------------------|
| Fulfills EU RoHS substance requirements | Yes, No exemptions |
|---|--------------------|

### China RoHS

|  |  |
|--|--|
| Environment friendly use period (EFUP) | EFUP-E                                   |
|  | No hazardous substances above the limits |

### EU REACH SVHC

|                                     |                            |
|-------------------------------------|----------------------------|
| REACH candidate substance (CAS No.) | No substance above 0.1 wt% |
|-------------------------------------|----------------------------|

### EF3.1 Climate Change

|         |               |
|---------|---------------|
| CO2e kg | 0.033 kg CO2e |
|---------|---------------|

Phoenix Contact 2026 © - all rights reserved  
<https://www.phoenixcontact.com>

Phoenix Contact USA  
586 Fulling Mill Road  
Middletown, PA 17057, United States  
(+717) 944-1300  
[info@phoenixcon.com](mailto:info@phoenixcon.com)