


# FFKDSA1/V-2,54-18 - PCB terminal block



1868063

<https://www.phoenixcontact.com/us/products/1868063>

Please be informed that the data shown in this PDF document is generated from our online catalog. Please find the complete data in the user documentation. Our general terms of use for downloads are valid.



Printed circuit board terminal, nominal current: 6 A, rated voltage (III/2): 160 V, nominal cross section: 0.5 mm<sup>2</sup>, number of potentials: 18, number of rows: 1, number of positions per row: 18, product range: FFKDS(A) 0,5/..-V, pitch: 2.54 mm, connection method: Push-in spring connection, mounting: Wave soldering, conductor/PCB connection direction: 90 °, color: green, Pin layout: Linear pinning, Solder pin [P]: 3.4 mm, number of solder pins per potential: 2, type of packaging: packed in cardboard. The article can be aligned to create different nos. of positions!

## Your advantages

- Time saving push-in connection, tools not required
- Defined contact force ensures that contact remains stable over the long term
- Intuitive operation due to color-coded actuating push button
- Operation and conductor connection from one direction enable integration into front of device
- Two solder pins reduce the mechanical strain on the soldering spots
- The latching on the side enables various numbers of positions to be combined
- Vertical connection enables multi-row arrangement on the PCB

## Commercial data

Item number	1868063
Packing unit	10 pc
Minimum order quantity	50 pc
Sales key	AA11
Product key	AAKBBC
GTIN	4017918230784
Weight per piece (including packing)	9.7 g
Weight per piece (excluding packing)	9.5 g
Customs tariff number	85369010
Country of origin	CZ

1868063

<https://www.phoenixcontact.com/us/products/1868063>

## Technical data

### Product properties

Product type	Printed circuit board terminal
Product family	FFKDS(A) 0,5/..-V
Product line	COMBICON Terminals XS
Type	PC terminal block can be aligned
Number of positions	18
Pitch	2.54 mm
Number of connections	18
Number of rows	1
Number of potentials	18
Pin layout	Linear pinning
Solder pins per potential	2

### Electrical properties

#### Properties

Nominal current $I_N$	6 A
Nominal voltage $U_N$	160 V
Rated voltage (III/3)	63 V
Rated surge voltage (III/3)	2.5 kV
Rated voltage (III/2)	160 V
Rated surge voltage (III/2)	2.5 kV
Rated voltage (II/2)	320 V
Rated surge voltage (II/2)	2.5 kV

### Connection data

#### Connection technology

Type	PC terminal block can be aligned
Nominal cross section	0.5 mm <sup>2</sup>

#### Conductor connection

Connection method	Push-in spring connection
Conductor cross-section rigid	0.14 mm <sup>2</sup> ... 0.5 mm <sup>2</sup>
Conductor cross-section flexible	0.14 mm <sup>2</sup> ... 0.5 mm <sup>2</sup>
Conductor cross-section AWG	26 ... 20
Stripping length	11 mm

### Mounting

Mounting type	Wave soldering
Pin layout	Linear pinning

### Material specifications

# FFKDSA1/V-2,54-18 - PCB terminal block



1868063

<https://www.phoenixcontact.com/us/products/1868063>

## Material data - contact

Note	WEEE/RoHS-compliant, free of whiskers according to IEC 60068-2-82/JEDEC JESD 201
Contact material	Cu alloy
Surface characteristics	Tin-plated
Metal surface terminal point (top layer)	Tin (5 µm - 7 µm Sn)
Metal surface terminal point (middle layer)	Nickel (2 µm - 3 µm Ni)
Metal surface soldering area (top layer)	Tin (5 µm - 7 µm Sn)
Metal surface soldering area (middle layer)	Nickel (2 µm - 3 µm Ni)

## Material data - housing

Color (Housing)	green (6021)
Insulating material	PA
Insulating material group	I
CTI according to IEC 60112	600
Flammability rating according to UL 94	V0
Glow wire flammability index GWFI according to EN 60695-2-12	850
Glow wire ignition temperature GWIT according to EN 60695-2-13	775
Temperature for the ball pressure test according to EN 60695-10-2	125 °C

## Material data – actuating element

Color (Actuating element)	orange (2003)
Insulating material	PA
Insulating material group	I
CTI according to IEC 60112	600
Flammability rating according to UL 94	V0
Glow wire flammability index GWFI according to EN 60695-2-12	850
Glow wire ignition temperature GWIT according to EN 60695-2-13	775
Temperature for the ball pressure test according to EN 60695-10-2	125 °C

## Dimensions

Dimensional drawing	
Pitch	2.54 mm
Width [w]	48.22 mm
Height [h]	17 mm
Length [l]	12.6 mm
Installed height	13.6 mm

# FFKDSA1/V-2,54-18 - PCB terminal block



1868063

<https://www.phoenixcontact.com/us/products/1868063>

Solder pin length [P]	3.4 mm
Pin dimensions	0.5 x 0.8 mm
PCB design	
Pin spacing	5.08 mm
Hole diameter	1.1 mm

## Mechanical tests

### Test for conductor damage and slackening

Specification	IEC 60999-1:1990-05
Result	Test passed

### Pull-out test

Specification	IEC 60999-1:1990-05
Conductor cross-section/conductor type/tractive force setpoint/actual value	0.14 mm <sup>2</sup> / solid / > 7 N
	0.14 mm <sup>2</sup> / flexible / > 7 N
	0.5 mm <sup>2</sup> / solid / > 30 N
	0.5 mm <sup>2</sup> / flexible / > 30 N

## Electrical tests

### Temperature-rise test

Specification	IEC 60998-1:1990-04
Requirement temperature-rise test	Increase in temperature ≤ 45 K

### Insulation resistance

Specification	IEC 60512-2:1985-00
Insulation resistance, neighboring positions	10 <sup>12</sup> Ω

### Air clearances and creepage distances |

Specification	IEC 60664-1:2007-04
Insulating material group	I
Comparative tracking index (IEC 60112)	CTI 600
Rated insulation voltage (III/3)	63 V
Rated surge voltage (III/3)	2.5 kV
minimum clearance value - non-homogenous field (III/3)	1.5 mm
minimum creepage distance (III/3)	1.6 mm
Rated insulation voltage (III/2)	160 V
Rated surge voltage (III/2)	2.5 kV
minimum clearance value - non-homogenous field (III/2)	1.5 mm
minimum creepage distance (III/2)	1.5 mm
Rated insulation voltage (II/2)	320 V
Rated surge voltage (II/2)	2.5 kV
minimum clearance value - non-homogenous field (II/2)	1.5 mm
minimum creepage distance (II/2)	1.6 mm

1868063

<https://www.phoenixcontact.com/us/products/1868063>

## Environmental and real-life conditions

### Vibration test

Specification	IEC 60068-2-6:1982 + AMD 2:1985
Frequency	10 - 150 - 10 Hz
Sweep speed	1 octave/min
Amplitude	0.35 mm (10 Hz ... 60.1 Hz)
Acceleration	5g (60.1 Hz ... 150 Hz)
Test duration per axis	2.5 h
Test directions	X-, Y- and Z-axis

### Ambient conditions

Ambient temperature (storage/transport)	-40 °C ... 70 °C
Relative humidity (storage/transport)	30 % ... 70 %
Ambient temperature (assembly)	-5 °C ... 100 °C
Ambient temperature (operation)	-40 °C ... 100 °C (Depending on the current carrying capacity/derating curve)

## Packaging specifications

Type of packaging	packed in cardboard
-------------------	---------------------

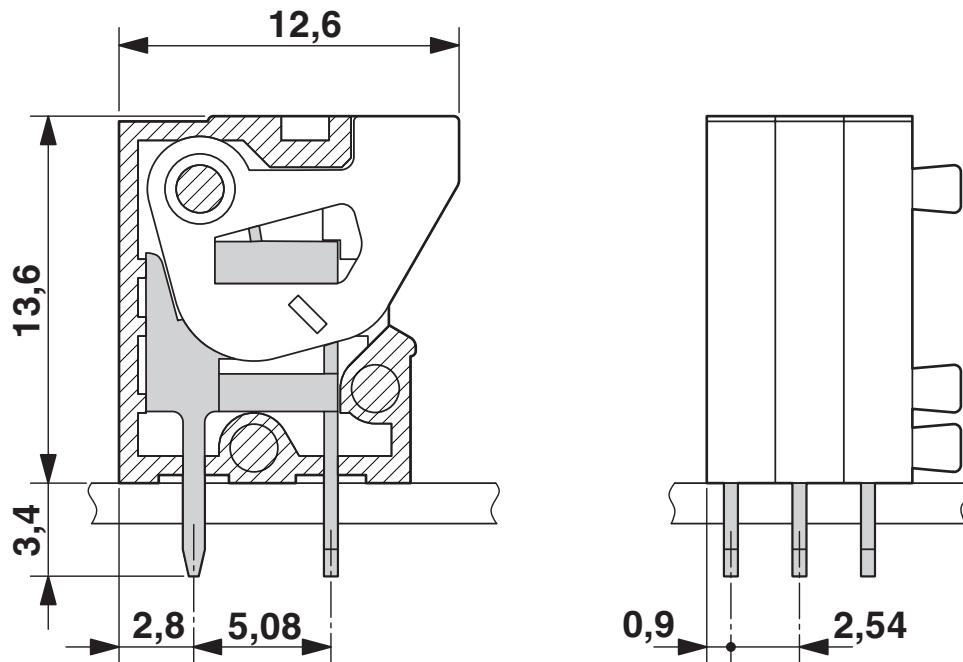
# FFKDSA1/V-2,54-18 - PCB terminal block

1868063

<https://www.phoenixcontact.com/us/products/1868063>

## Drawings

Dimensional drawing



Diagram



Type: FFKDS/V-2,54

Tested according to DIN EN 60512-5-2:2003-01

Reduction factor = 1

Number of positions: 5

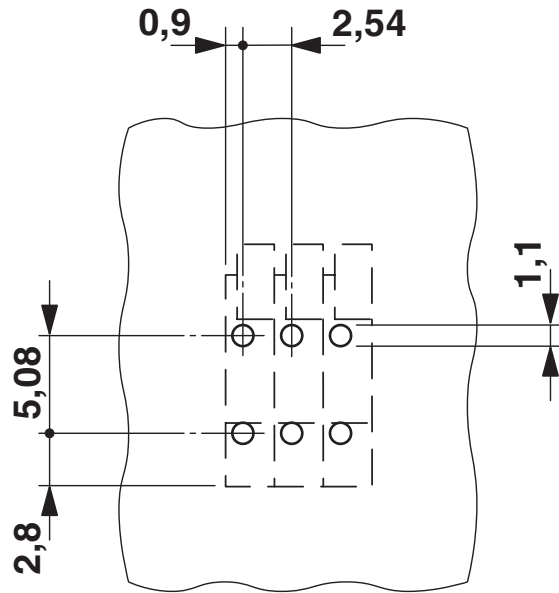
# FFKDSA1/V-2,54-18 - PCB terminal block

1868063

<https://www.phoenixcontact.com/us/products/1868063>



Drilling plan/solder pad geometry



# FFKDSA1/V-2,54-18 - PCB terminal block



1868063

<https://www.phoenixcontact.com/us/products/1868063>

## Approvals

To download certificates, visit the product detail page: <https://www.phoenixcontact.com/us/products/1868063>

 <b>CSA</b> Approval ID: 13631				
	Nominal voltage $U_N$	Nominal current $I_N$	Cross section AWG	Cross section $\text{mm}^2$
B				
Only rigid conductors	150 V	6 A	- 20	-

 <b>cULus Recognized</b> Approval ID: E60425-19870330				
	Nominal voltage $U_N$	Nominal current $I_N$	Cross section AWG	Cross section $\text{mm}^2$
B				
	150 V	6 A	26 - 20	-

# FFKDSA1/V-2,54-18 - PCB terminal block



1868063

<https://www.phoenixcontact.com/us/products/1868063>

## Classifications

### ECLASS

ECLASS-13.0	27460101
ECLASS-15.0	27460101

### ETIM

ETIM 10.0	EC002643
-----------	----------

### UNSPSC

UNSPSC 21.0	39121400
-------------	----------

# FFKDSA1/V-2,54-18 - PCB terminal block



1868063

<https://www.phoenixcontact.com/us/products/1868063>

## Environmental product compliance

### EU RoHS

Fulfills EU RoHS substance requirements	Yes, No exemptions
---	--------------------

### China RoHS

Environment friendly use period (EFUP)	EFUP-E
	No hazardous substances above the limits

### EU REACH SVHC

REACH candidate substance (CAS No.)	No substance above 0.1 wt%
-------------------------------------	----------------------------

### EF3.1 Climate Change

CO2e kg	0.544 kg CO2e
---------	---------------

Phoenix Contact 2026 © - all rights reserved  
<https://www.phoenixcontact.com>

Phoenix Contact USA  
586 Fulling Mill Road  
Middletown, PA 17057, United States  
(+717) 944-1300  
[info@phoenixcon.com](mailto:info@phoenixcon.com)