


# DFK-PC 4/12-G-7,62-FS4,8 - Feed-through header



1861251

<https://www.phoenixcontact.com/us/products/1861251>

Please be informed that the data shown in this PDF document is generated from our online catalog. Please find the complete data in the user documentation. Our general terms of use for downloads are valid.



Feed-through header, nominal cross section: 4 mm<sup>2</sup>, color: green, nominal current: 15 A, rated voltage (III/2): 400 V, contact surface: Sn, contact connection type: Pin, number of potentials: 12, number of rows: 1, number of positions: 12, number of connections: 12, product range: DFK-PC 4/...-G -FS4,8, pitch: 7.62 mm, connection method: Spade connection, mounting: Direct mounting, number of solder pins per potential: 1, plug-in system: COMBICON PC 4, Pin connector pattern alignment: Standard, locking: without, mounting method: without, type of packaging: packed in cardboard

## Your advantages

- Space-saving, standardized slip-on connection allows worldwide use
- Cable connection on the inside of the device enables flexible positioning of the panel feed-through

## Commercial data

Item number	1861251
Packing unit	50 pc
Minimum order quantity	50 pc
Sales key	AA04
Product key	AADWAA
GTIN	4017918125776
Weight per piece (including packing)	26.98 g
Weight per piece (excluding packing)	25.867 g
Customs tariff number	85366990
Country of origin	BG

## Technical data

### Product properties

Product type	Feed-through header
Product family	DFK-PC 4/..-G -FS4,8
Product line	COMBICON Connectors L
Type	Feed-through header
Number of positions	12
Pitch	7.62 mm
Number of connections	12
Number of rows	1
Number of potentials	12
Mounting type	without
Solder pins per potential	1

### Electrical properties

#### Properties

Nominal current $I_N$	15 A
Nominal voltage $U_N$	400 V
Rated voltage (III/3)	400 V
Rated surge voltage (III/3)	4 kV
Rated voltage (III/2)	400 V
Rated surge voltage (III/2)	4 kV
Rated voltage (II/2)	800 V
Rated surge voltage (II/2)	4 kV

### Mounting

Mounting type	Direct mounting
---------------	-----------------

### Material specifications

#### Material data - contact

Note	WEEE/RoHS-compliant, free of whiskers according to IEC 60068-2-82/JEDEC JESD 201
Contact material	Cu alloy
Surface characteristics	Tin-plated
Metal surface contact area (top layer)	Tin (5 $\mu\text{m}$ - 10 $\mu\text{m}$ Sn)
Metal surface contact area (middle layer)	Nickel (2 $\mu\text{m}$ - 5 $\mu\text{m}$ Ni)
Metal surface soldering area (top layer)	Tin (5 $\mu\text{m}$ - 10 $\mu\text{m}$ Sn)
Metal surface soldering area (middle layer)	Nickel (2 $\mu\text{m}$ - 5 $\mu\text{m}$ Ni)

#### Material data - housing

Color (Housing)	green (6021)
Insulating material	PA

# DFK-PC 4/12-G-7,62-FS4,8 - Feed-through header



1861251

<https://www.phoenixcontact.com/us/products/1861251>

Insulating material group	I
CTI according to IEC 60112	600
Flammability rating according to UL 94	V2

## Notes

Notes on operation	In accordance with IEC 61984, COMBICON connectors have no switching power (COC). During designated use, they must not be plugged in or disconnected when carrying voltage or under load.
--------------------	--

## Dimensions

Dimensional drawing	
Pitch	7.62 mm
Width [w]	106.66 mm
Height [h]	14.3 mm
Length [l]	37.35 mm
Installed height	14.3 mm
Pin dimensions	0.8 x 4.8 mm

## Electrical tests

### Air clearances and creepage distances |

Specification	IEC 60664-1:2007-04
Insulating material group	I
Comparative tracking index (IEC 60112)	CTI 600
Rated insulation voltage (III/3)	400 V
Rated surge voltage (III/3)	4 kV
minimum clearance value - non-homogenous field (III/3)	3 mm
minimum creepage distance (III/3)	5 mm
Rated insulation voltage (III/2)	400 V
Rated surge voltage (III/2)	4 kV
minimum clearance value - non-homogenous field (III/2)	3 mm
minimum creepage distance (III/2)	3 mm
Rated insulation voltage (II/2)	800 V
Rated surge voltage (II/2)	4 kV
minimum clearance value - non-homogenous field (II/2)	3 mm
minimum creepage distance (II/2)	4 mm

## Environmental and real-life conditions

### Ambient conditions

Ambient temperature (storage/transport)	-40 °C ... 70 °C
---	------------------

# DFK-PC 4/12-G-7,62-FS4,8 - Feed-through header



1861251

<https://www.phoenixcontact.com/us/products/1861251>

Relative humidity (storage/transport)	30 % ... 70 %
Ambient temperature (assembly)	-5 °C ... 100 °C
Ambient temperature (operation)	-40 °C ... 100 °C (dependent on the derating curve)

## Ambient conditions

Ambient temperature (operation)	-40 °C ... 100 °C (dependent on the derating curve)
Ambient temperature (storage/transport)	-40 °C ... 70 °C
Relative humidity (storage/transport)	30 % ... 70 %
Ambient temperature (assembly)	-5 °C ... 100 °C

## Packaging specifications

Type of packaging	packed in cardboard
-------------------	---------------------

## Packaging specifications

Type of packaging	packed in cardboard
-------------------	---------------------

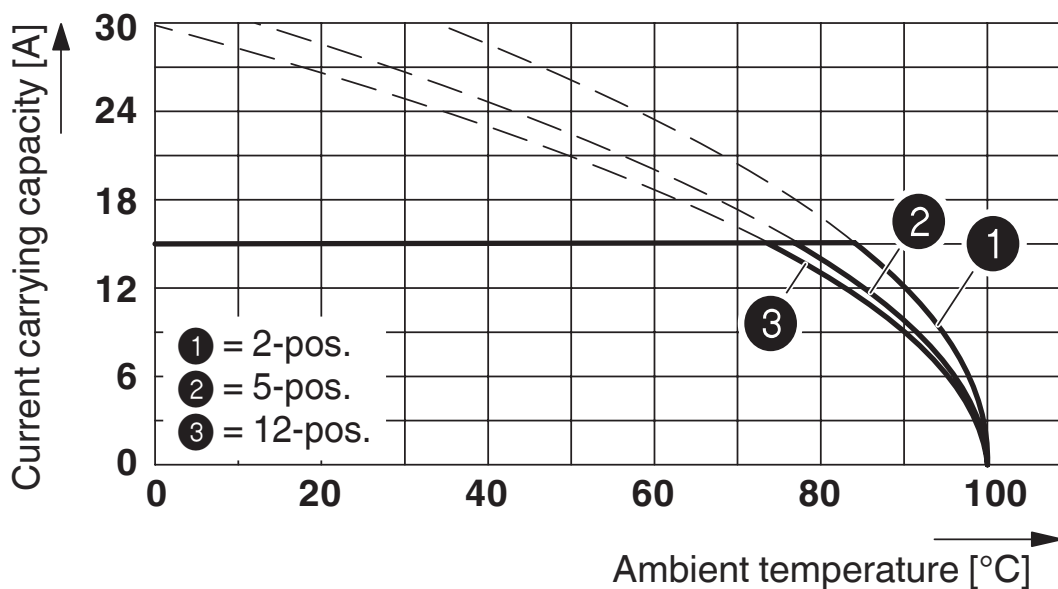
## Drawings

Dimensional drawing



Dimension b = 91.39 mm; dimension c = 99.06 mm

Diagram



Derating curve for: PC 4/...-ST-7,62 with DFK-PC 4/...-G-7,62-FS4,8

# DFK-PC 4/12-G-7,62-FS4,8 - Feed-through header





1861251

<https://www.phoenixcontact.com/us/products/1861251>

## Approvals

To download certificates, visit the product detail page: <https://www.phoenixcontact.com/us/products/1861251>

 <b>cULus Recognized</b> Approval ID: E60425-19920722				
	Nominal voltage $U_N$	Nominal current $I_N$	Cross section AWG	Cross section $\text{mm}^2$
<b>B</b>				
For 600 V applications, additional insulation is required on the solder pins	300 V	20 A	-	-
<b>C</b>				
For 600 V applications, additional insulation is required on the solder pins	300 V	20 A	-	-

 <b>CSA</b> Approval ID: 2355836				
	Nominal voltage $U_N$	Nominal current $I_N$	Cross section AWG	Cross section $\text{mm}^2$
<b>B</b>				
	300 V	20 A	-	-
<b>C</b>				
	300 V	20 A	-	-

1861251

<https://www.phoenixcontact.com/us/products/1861251>

## Classifications

### ECLASS

ECLASS-13.0	27460201
ECLASS-15.0	27460201

### ETIM

ETIM 10.0	EC002637
-----------	----------

### UNSPSC

UNSPSC 21.0	39121400
-------------	----------

1861251

<https://www.phoenixcontact.com/us/products/1861251>

## Environmental product compliance

### EU RoHS

Fulfills EU RoHS substance requirements	Yes, No exemptions
---	--------------------

### China RoHS

Environment friendly use period (EFUP)	EFUP-E
	No hazardous substances above the limits

### EU REACH SVHC

REACH candidate substance (CAS No.)	No substance above 0.1 wt%
-------------------------------------	----------------------------

### EF3.1 Climate Change

CO2e kg	0.367 kg CO2e
---------	---------------

Phoenix Contact 2026 © - all rights reserved  
<https://www.phoenixcontact.com>

Phoenix Contact USA  
586 Fulling Mill Road  
Middletown, PA 17057, United States  
(+717) 944-1300  
[info@phoenixcon.com](mailto:info@phoenixcon.com)