


DFK-PC 4/ 3-G-7,62-LOE - Feed-through header



1830761

<https://www.phoenixcontact.com/us/products/1830761>

Please be informed that the data shown in this PDF document is generated from our online catalog. Please find the complete data in the user documentation. Our general terms of use for downloads are valid.



Feed-through header, nominal cross section: 4 mm², color: green, nominal current: 15 A, rated voltage (III/2): 400 V, contact surface: Sn, contact connection type: Pin, number of potentials: 3, number of rows: 1, number of positions: 3, number of connections: 3, product range: DFK-PC 4/..-G -LOE, pitch: 7.62 mm, connection method: Solder connection, mounting: Soldering, pin layout: Linear pinning, solder pin [P]: 5.87 mm, number of solder pins per potential: 2, plug-in system: COMBICON PC 4, Pin connector pattern alignment: Standard, locking: without, mounting method: without, type of packaging: packed in cardboard

Your advantages

- Permanent solder connection prevents inadvertent loosening
- Space-saving connection
- Cable connection on the inside of the device enables flexible positioning of the panel feed-through

Commercial data

Item number	1830761
Packing unit	50 pc
Minimum order quantity	50 pc
Sales key	AA04
Product key	AADWBA
GTIN	4017918051402
Weight per piece (including packing)	6.816 g
Weight per piece (excluding packing)	6.184 g
Customs tariff number	85366990
Country of origin	BG

DFK-PC 4/ 3-G-7,62-LOE - Feed-through header



1830761

<https://www.phoenixcontact.com/us/products/1830761>

Technical data

Product properties

Product type	Feed-through header
Product family	DFK-PC 4/..-G -LOE
Product line	COMBICON Connectors L
Number of positions	3
Pitch	7.62 mm
Number of connections	3
Number of rows	1
Number of potentials	3
Mounting type	without
Pin layout	Linear pinning
Solder pins per potential	2

Electrical properties

Properties

Nominal current I_N	15 A
Nominal voltage U_N	400 V
Rated voltage (III/3)	400 V
Rated surge voltage (III/3)	4 kV
Rated voltage (III/2)	400 V
Rated surge voltage (III/2)	4 kV
Rated voltage (II/2)	800 V
Rated surge voltage (II/2)	4 kV

Mounting

Mounting type	Soldering
Pin layout	Linear pinning

Material specifications

Material data - contact

Note	WEEE/RoHS-compliant, free of whiskers according to IEC 60068-2-82/JEDEC JESD 201
Contact material	Cu alloy
Surface characteristics	Tin-plated
Metal surface contact area (top layer)	Tin (5 μ m - 7 μ m Sn)
Metal surface contact area (middle layer)	Nickel (2 μ m - 3 μ m Ni)
Metal surface soldering area (top layer)	Tin (5 μ m - 7 μ m Sn)
Metal surface soldering area (middle layer)	Nickel (2 μ m - 3 μ m Ni)

Material data - housing

Color (Housing)	green (6021)
-----------------	--------------

DFK-PC 4/ 3-G-7,62-LOE - Feed-through header



1830761

<https://www.phoenixcontact.com/us/products/1830761>

Insulating material	PA
Insulating material group	I
CTI according to IEC 60112	600
Flammability rating according to UL 94	V2

Notes

Notes on operation	In accordance with IEC 61984, COMBICON connectors have no switching power (COC). During designated use, they must not be plugged in or disconnected when carrying voltage or under load.
--------------------	--

Dimensions

Dimensional drawing	
Pitch	7.62 mm
Width [w]	38.08 mm
Height [h]	14.25 mm
Length [l]	34.87 mm
Installed height	14.25 mm
Solder pin length [P]	5.87 mm

PCB design

Hole diameter	3.3 mm
---------------	--------

Electrical tests

Air clearances and creepage distances |

Specification	IEC 60664-1:2007-04
Insulating material group	I
Comparative tracking index (IEC 60112)	CTI 600
Rated insulation voltage (III/3)	400 V
Rated surge voltage (III/3)	4 kV
minimum clearance value - non-homogenous field (III/3)	3 mm
minimum creepage distance (III/3)	5 mm
Rated insulation voltage (III/2)	400 V
Rated surge voltage (III/2)	4 kV
minimum clearance value - non-homogenous field (III/2)	3 mm
minimum creepage distance (III/2)	3 mm
Rated insulation voltage (II/2)	800 V
Rated surge voltage (II/2)	4 kV
minimum clearance value - non-homogenous field (II/2)	3 mm
minimum creepage distance (II/2)	4 mm

1830761

<https://www.phoenixcontact.com/us/products/1830761>

Environmental and real-life conditions

Ambient conditions

Ambient temperature (storage/transport)	-40 °C ... 70 °C
Relative humidity (storage/transport)	30 % ... 70 %
Ambient temperature (assembly)	-5 °C ... 100 °C
Ambient temperature (operation)	-40 °C ... 100 °C (dependent on the derating curve)

Ambient conditions

Ambient temperature (operation)	-40 °C ... 100 °C (dependent on the derating curve)
Ambient temperature (storage/transport)	-40 °C ... 70 °C
Relative humidity (storage/transport)	30 % ... 70 %
Ambient temperature (assembly)	-5 °C ... 100 °C

Packaging specifications

Type of packaging	packed in cardboard
-------------------	---------------------

Packaging specifications

Type of packaging	packed in cardboard
-------------------	---------------------

DFK-PC 4/ 3-G-7,62-LOE - Feed-through header





1830761

<https://www.phoenixcontact.com/us/products/1830761>

Approvals

To download certificates, visit the product detail page: <https://www.phoenixcontact.com/us/products/1830761>

 cULus Recognized Approval ID: E60425-19920722				
	Nominal voltage U_N	Nominal current I_N	Cross section AWG	Cross section mm^2
B				
For 600 V applications, additional insulation is required on the solder pins	300 V	20 A	-	-
C				
For 600 V applications, additional insulation is required on the solder pins	300 V	20 A	-	-

 CSA Approval ID: 2355836				
	Nominal voltage U_N	Nominal current I_N	Cross section AWG	Cross section mm^2
B				
	300 V	20 A	-	-
C				
	300 V	20 A	-	-

1830761

<https://www.phoenixcontact.com/us/products/1830761>

Classifications

ECLASS

ECLASS-13.0	27460201
ECLASS-15.0	27460201

ETIM

ETIM 10.0	EC002637
-----------	----------

UNSPSC

UNSPSC 21.0	39121400
-------------	----------

1830761

<https://www.phoenixcontact.com/us/products/1830761>

Environmental product compliance

EU RoHS

Fulfills EU RoHS substance requirements	Yes, No exemptions
---	--------------------

China RoHS

Environment friendly use period (EFUP)	EFUP-E
	No hazardous substances above the limits

EU REACH SVHC

REACH candidate substance (CAS No.)	No substance above 0.1 wt%
-------------------------------------	----------------------------

EF3.1 Climate Change

CO2e kg	0.042 kg CO2e
---------	---------------

Phoenix Contact 2026 © - all rights reserved
<https://www.phoenixcontact.com>

Phoenix Contact USA
586 Fulling Mill Road
Middletown, PA 17057, United States
(+717) 944-1300
info@phoenixcon.com