

# GIC 2,5/ 9-G-7,62 - PCB header

1828744

<https://www.phoenixcontact.com/us/products/1828744>

Please be informed that the data shown in this PDF document is generated from our online catalog. Please find the complete data in the user documentation. Our general terms of use for downloads are valid.



PCB headers, nominal cross section: 2.5 mm<sup>2</sup>, color: green, nominal current: 12 A, rated voltage (III/2): 630 V, contact surface: Sn, contact connection type: Socket, number of potentials: 9, number of rows: 1, number of positions: 9, number of connections: 9, product range: GIC 2,5/-G, pitch: 7.62 mm, mounting: Wave soldering, pin layout: Linear pinning, solder pin [P]: 3.5 mm, number of solder pins per potential: 2, plug-in system: COMBICON MSTB 2,5, Pin connector pattern alignment: Standard, locking: without, mounting method: without, type of packaging: packed in cardboard

## Your advantages

- Maximum flexibility when it comes to device design – one header for connectors with different connection technologies
- Easy PCB replacement thanks to plug-in modules
- Well-known mounting principle allows worldwide use
- Larger pitch for increased voltage requirements

## Commercial data

|                                      |               |
|--------------------------------------|---------------|
| Item number                          | 1828744       |
| Packing unit                         | 50 pc         |
| Minimum order quantity               | 50 pc         |
| Product key                          | AACSBA        |
| GTIN                                 | 4017918050658 |
| Weight per piece (including packing) | 10.64 g       |
| Weight per piece (excluding packing) | 9.164 g       |
| Country of origin                    | DE            |

# GIC 2,5/ 9-G-7,62 - PCB header



1828744

<https://www.phoenixcontact.com/us/products/1828744>

## Technical data

### Product properties

|                           |                       |
|---------------------------|-----------------------|
| Product type              | PCB headers           |
| Product family            | GIC 2,5/...-G         |
| Product line              | COMBICON Connectors M |
| Type                      | Inverted              |
| Number of positions       | 9                     |
| Pitch                     | 7.62 mm               |
| Number of connections     | 9                     |
| Number of rows            | 1                     |
| Number of potentials      | 9                     |
| Mounting type             | without               |
| Pin layout                | Linear pinning        |
| Solder pins per potential | 2                     |

### Electrical properties

#### Properties

|                             |        |
|-----------------------------|--------|
| Nominal current $I_N$       | 12 A   |
| Nominal voltage $U_N$       | 630 V  |
| Contact resistance          | 1.2 mΩ |
| Rated voltage (III/3)       | 500 V  |
| Rated surge voltage (III/3) | 6 kV   |
| Rated voltage (III/2)       | 630 V  |
| Rated surge voltage (III/2) | 6 kV   |
| Rated voltage (II/2)        | 1000 V |
| Rated surge voltage (II/2)  | 6 kV   |

### Mounting

|               |                |
|---------------|----------------|
| Mounting type | Wave soldering |
| Pin layout    | Linear pinning |

### Material specifications

#### Material data - contact

|  |  |
|--|--|
| Note                                     | WEEE/RoHS-compliant, free of whiskers according to IEC 60068-2-82/JEDEC JESD 201 |
| Contact material                         | Cu alloy   |
| Surface characteristics                  | hot-dip tin-plated   |
| Metal surface contact area (top layer)   | Tin (4 μm - 8 μm Sn)   |
| Metal surface soldering area (top layer) | Tin (4 μm - 8 μm Sn)   |

#### Material data - housing

|                 |              |
|-----------------|--------------|
| Color (Housing) | green (6021) |
|-----------------|--------------|

# GIC 2,5/ 9-G-7,62 - PCB header

1828744


<https://www.phoenixcontact.com/us/products/1828744>

|   |        |
|---|--------|
| Insulating material   | PA     |
| Insulating material group   | I      |
| CTI according to IEC 60112  | 600    |
| Flammability rating according to UL 94                            | V0     |
| Glow wire flammability index GWFI according to EN 60695-2-12      | 850    |
| Glow wire ignition temperature GWIT according to EN 60695-2-13    | 775    |
| Temperature for the ball pressure test according to EN 60695-10-2 | 125 °C |

## Notes

|                    |  |
|--------------------|--|
| Notes on operation | In accordance with IEC 61984, COMBICON connectors have no switching power (COC). During designated use, they must not be plugged in or disconnected when carrying voltage or under load. |
|--------------------|--|

## Dimensions

|                       |   |
|-----------------------|---|
| Dimensional drawing   |  |
| Pitch                 | 7.62 mm   |
| Width [w]             | 68.48 mm  |
| Height [h]            | 13.7 mm   |
| Length [l]            | 19 mm   |
| Installed height      | 10.2 mm   |
| Solder pin length [P] | 3.5 mm  |
| Pin dimensions        | 0.47 x 1.15 mm  |

## PCB design

|               |         |
|---------------|---------|
| Pin spacing   | 5.08 mm |
| Hole diameter | 1.4 mm  |

## Mechanical tests

### Visual inspection

|               |                       |
|---------------|-----------------------|
| Specification | IEC 60512-1-1:2002-02 |
| Result        | Test passed           |

### Dimension check

|               |                       |
|---------------|-----------------------|
| Specification | IEC 60512-1-2:2002-02 |
| Result        | Test passed           |

### Resistance of inscriptions

|               |                        |
|---------------|------------------------|
| Specification | IEC 60068-2-70:1995-12 |
| Result        | Test passed            |

# GIC 2,5/ 9-G-7,62 - PCB header



1828744

<https://www.phoenixcontact.com/us/products/1828744>

## Polarization and coding

|               |                        |
|---------------|------------------------|
| Specification | IEC 60512-13-5:2006-02 |
| Result        | Test passed            |

## Contact holder in insert

|   |                        |
|---|------------------------|
| Specification                               | IEC 60512-15-1:2008-05 |
| Contact holder in insert Requirements >20 N | Test passed            |

## Insertion and withdrawal forces

|                                     |                        |
|-------------------------------------|------------------------|
| Specification                       | IEC 60512-13-2:2006-02 |
| Result                              | Test passed            |
| No. of cycles                       | 25                     |
| Insertion strength per pos. approx. | 8 N                    |
| Withdraw strength per pos. approx.  | 6 N                    |

## Electrical tests

### Thermal test | Test group C

|                            |                       |
|----------------------------|-----------------------|
| Specification              | IEC 60512-5-1:2002-02 |
| Tested number of positions | 12                    |

### Insulation resistance

|  |                       |
|--|-----------------------|
| Specification                                | IEC 60512-3-1:2002-02 |
| Insulation resistance, neighboring positions | > 5 MΩ                |

### Air clearances and creepage distances |

|  |                     |
|--|---------------------|
| Specification  | IEC 60664-1:2007-04 |
| Insulating material group                              | I                   |
| Comparative tracking index (IEC 60112)                 | CTI 600             |
| Rated insulation voltage (III/3)                       | 500 V               |
| Rated surge voltage (III/3)                            | 6 kV                |
| minimum clearance value - non-homogenous field (III/3) | 5.5 mm              |
| minimum creepage distance (III/3)                      | 6.3 mm              |
| Rated insulation voltage (III/2)                       | 630 V               |
| Rated surge voltage (III/2)                            | 6 kV                |
| minimum clearance value - non-homogenous field (III/2) | 5.5 mm              |
| minimum creepage distance (III/2)                      | 5.5 mm              |
| Rated insulation voltage (II/2)                        | 1000 V              |
| Rated surge voltage (II/2)                             | 6 kV                |
| minimum clearance value - non-homogenous field (II/2)  | 5.5 mm              |
| minimum creepage distance (II/2)                       | 5.5 mm              |

## Environmental and real-life conditions

### Durability test

|               |                       |
|---------------|-----------------------|
| Specification | IEC 60512-9-1:2010-03 |
|---------------|-----------------------|

# GIC 2,5/ 9-G-7,62 - PCB header



1828744

<https://www.phoenixcontact.com/us/products/1828744>

|  |        |
|--|--------|
| Impulse withstand voltage at sea level       | 7.3 kV |
| Contact resistance R <sub>1</sub>            | 1.2 mΩ |
| Contact resistance R <sub>2</sub>            | 1.2 mΩ |
| Insertion/withdrawal cycles                  | 25     |
| Insulation resistance, neighboring positions | > 5 MΩ |

## Climatic test

|                                   |   |
|-----------------------------------|---|
| Specification                     | ISO 6988:1985-02  |
| Corrosive stress                  | 0.2 dm <sup>3</sup> SO <sub>2</sub> on 300 dm <sup>3</sup> /40 °C/1 cycle |
| Thermal stress                    | 100 °C/168 h  |
| Power-frequency withstand voltage | 3.31 kV   |

## Vibration test

|                        |                             |
|------------------------|-----------------------------|
| Specification          | IEC 60068-2-6:2007-12       |
| Frequency              | 10 - 150 - 10 Hz            |
| Sweep speed            | 1 octave/min                |
| Amplitude              | 0.35 mm (10 Hz ... 60.1 Hz) |
| Acceleration           | 5g (60.1 Hz ... 150 Hz)     |
| Test duration per axis | 2.5 h                       |
| Test directions        | X-, Y- and Z-axis           |

## Ambient conditions

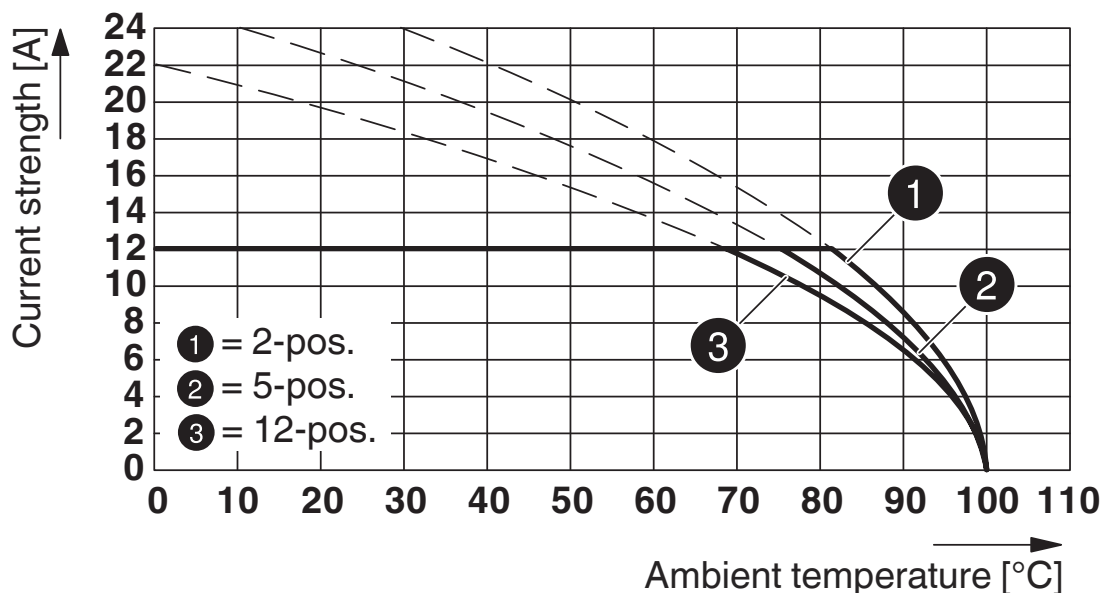
|   |   |
|---|---|
| Ambient temperature (storage/transport) | -40 °C ... 70 °C                                    |
| Relative humidity (storage/transport)   | 30 % ... 70 %                                       |
| Ambient temperature (assembly)          | -5 °C ... 100 °C                                    |
| Ambient temperature (operation)         | -40 °C ... 100 °C (dependent on the derating curve) |

## Packaging specifications

|                   |                     |
|-------------------|---------------------|
| Type of packaging | packed in cardboard |
|-------------------|---------------------|

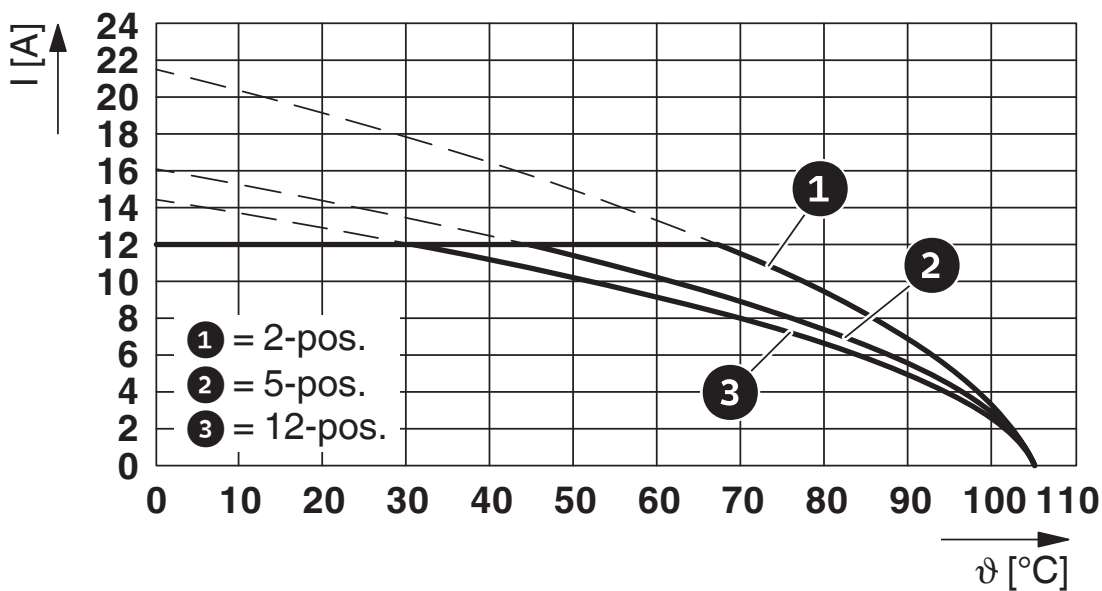
## Drawings

Diagram



Type: GIC 2,5/...-ST-7,62 with GIC 2,5/...-G-7,62

Diagram



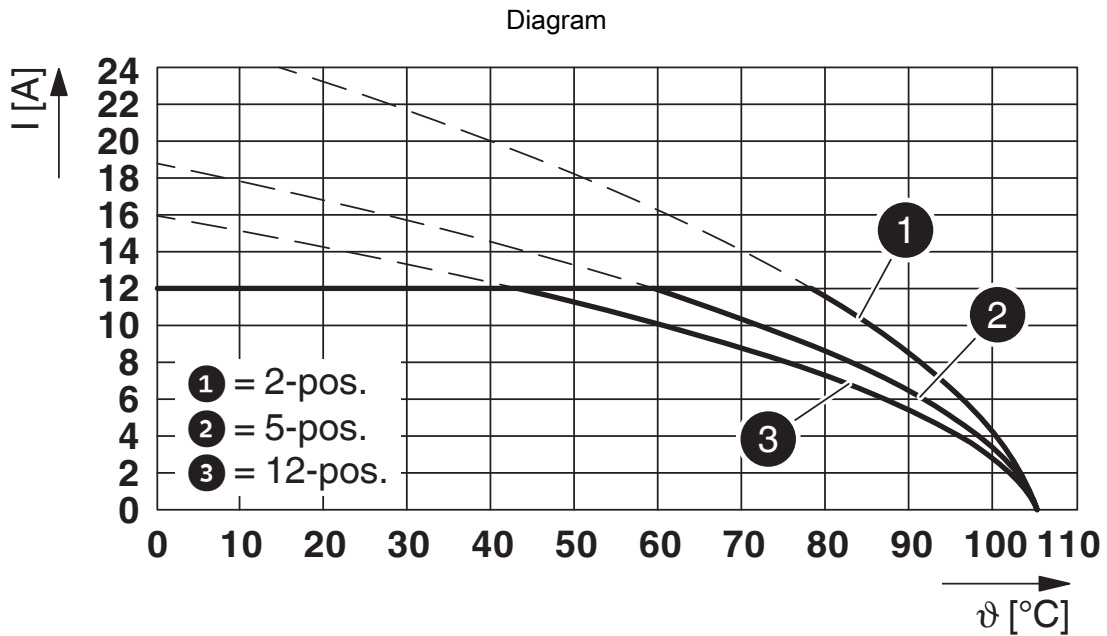
Type: GIC 2,5/...-G-7,62 with GMSTBV 2,5/...-G-7,62

# GIC 2,5/ 9-G-7,62 - PCB header

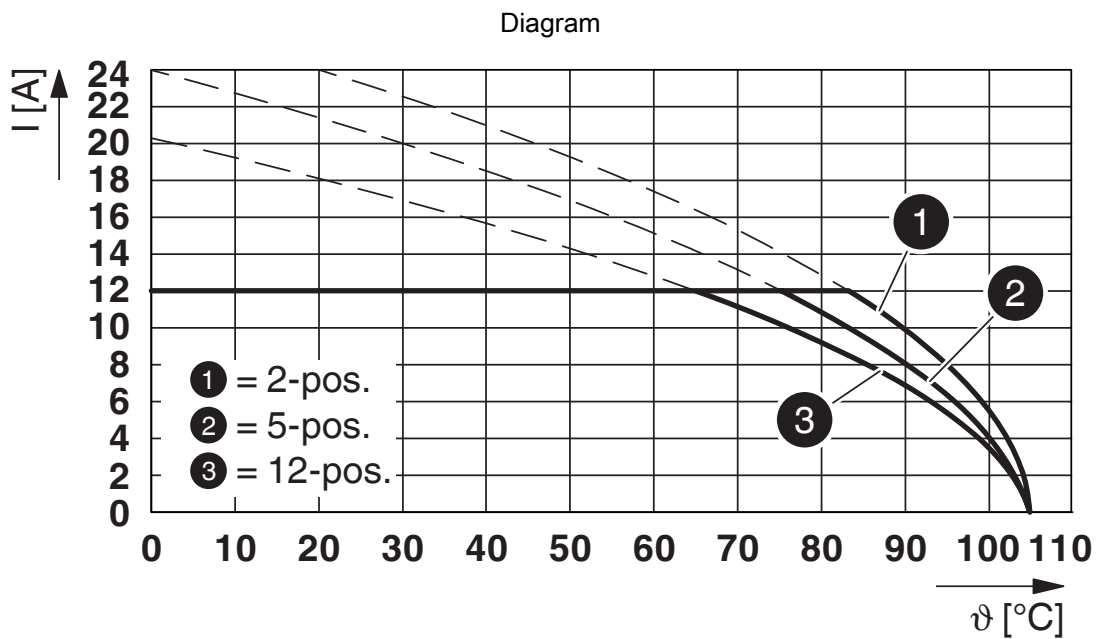


1828744

<https://www.phoenixcontact.com/us/products/1828744>



Type: GIC 2,5/...-G-7,62 with GMSTBVA 2,5/...-G-7,62



Type: GIC 2,5/...-G-7,62 with GMSTBA 2,5/...-G-7,62

# GIC 2,5/ 9-G-7,62 - PCB header

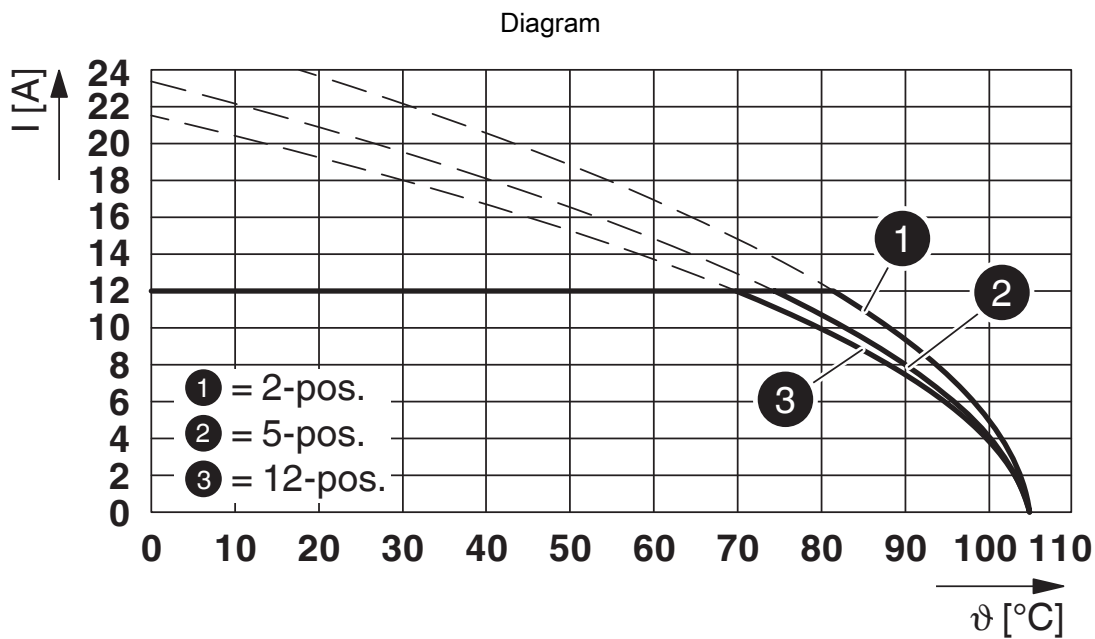


1828744

<https://www.phoenixcontact.com/us/products/1828744>



Type: GIC 2,5/...-G-7,62 with GMSTB 2,5/...-G-7,62



Type: GFKIC 2,5/...-ST-7,62 with GIC 2,5/...-G-7,62

# GIC 2,5/ 9-G-7,62 - PCB header



1828744

<https://www.phoenixcontact.com/us/products/1828744>

## Approvals

To download certificates, visit the product detail page: <https://www.phoenixcontact.com/us/products/1828744>

|  <b>CSA</b><br>Approval ID: 13631 |                       |                       |                   |                             |
|--|-----------------------|-----------------------|-------------------|-----------------------------|
|  | Nominal voltage $U_N$ | Nominal current $I_N$ | Cross section AWG | Cross section $\text{mm}^2$ |
| B  | 300 V                 | 10 A                  | -                 | -                           |
| D  | 300 V                 | 10 A                  | -                 | -                           |

|  <b>cULus Recognized</b><br>Approval ID: E60425-19931014 |                       |                       |                   |                             |
|---|-----------------------|-----------------------|-------------------|-----------------------------|
|   | Nominal voltage $U_N$ | Nominal current $I_N$ | Cross section AWG | Cross section $\text{mm}^2$ |
| B   | 250 V                 | 12 A                  | -                 | -                           |
| D   | 300 V                 | 10 A                  | -                 | -                           |

|  <b>VDE approval of drawings</b><br>Approval ID: 40050648 |                       |                       |                   |                             |
|--|-----------------------|-----------------------|-------------------|-----------------------------|
|  | Nominal voltage $U_N$ | Nominal current $I_N$ | Cross section AWG | Cross section $\text{mm}^2$ |
| keine  | 400 V                 | 12 A                  | -                 | -                           |

# GIC 2,5/ 9-G-7,62 - PCB header



1828744

<https://www.phoenixcontact.com/us/products/1828744>

## Classifications

### ECLASS

|             |          |
|-------------|----------|
| ECLASS-13.0 | 27460201 |
| ECLASS-15.0 | 27460201 |

### ETIM

|           |          |
|-----------|----------|
| ETIM 10.0 | EC002637 |
|-----------|----------|

### UNSPSC

|             |          |
|-------------|----------|
| UNSPSC 21.0 | 39121400 |
|-------------|----------|

# GIC 2,5/ 9-G-7,62 - PCB header



1828744

<https://www.phoenixcontact.com/us/products/1828744>

## Environmental product compliance

### EU RoHS

|   |                    |
|---|--------------------|
| Fulfills EU RoHS substance requirements | Yes, No exemptions |
|---|--------------------|

### China RoHS

|  |  |
|--|--|
| Environment friendly use period (EFUP) | EFUP-E                                   |
|  | No hazardous substances above the limits |

### EU REACH SVHC

|                                     |                            |
|-------------------------------------|----------------------------|
| REACH candidate substance (CAS No.) | No substance above 0.1 wt% |
|-------------------------------------|----------------------------|

### EF3.1 Climate Change

|         |               |
|---------|---------------|
| CO2e kg | 0.069 kg CO2e |
|---------|---------------|

Phoenix Contact 2026 © - all rights reserved  
<https://www.phoenixcontact.com>

Phoenix Contact USA  
586 Fulling Mill Road  
Middletown, PA 17057, United States  
(+717) 944-1300  
[info@phoenixcon.com](mailto:info@phoenixcon.com)