

# SPT 5/ 1-V-7,5 BU - PCB terminal block



1826936

<https://www.phoenixcontact.com/us/products/1826936>

Please be informed that the data shown in this PDF document is generated from our online catalog. Please find the complete data in the user documentation. Our general terms of use for downloads are valid.



PCB terminal block, nominal current: 41 A, rated voltage (III/2): 630 V, nominal cross section: 6 mm<sup>2</sup>, number of rows: 1, number of positions per row: 1, product range: SPT 5/..-V, pitch: 7.5 mm, connection method: Push-in spring connection, mounting: Wave soldering, conductor/PCB connection direction: 90 °, color: blue, Pin layout: Linear pinning, Solder pin [P]: 4.6 mm, number of solder pins per potential: 2, type of packaging: packed in cardboard

## Your advantages

- Time saving push-in connection, tools not required
- Defined contact force ensures that contact remains stable over the long term
- Clamping space opened by means of fixed screwdriver enables convenient conductor connection
- Vertical connection enables multi-row arrangement on the PCB

## Commercial data

Item number	1826936
Packing unit	50 pc
Minimum order quantity	50 pc
Sales key	AA44
Product key	AANBBB
GTIN	4046356867627
Weight per piece (including packing)	4.501 g
Weight per piece (excluding packing)	4.079 g
Customs tariff number	85369010
Country of origin	DE

# SPT 5/ 1-V-7,5 BU - PCB terminal block



1826936

<https://www.phoenixcontact.com/us/products/1826936>

## Technical data

### Product properties

Product type	PCB terminal block
Product family	SPT 5/..-V
Product line	COMBICON Terminals L
Number of positions	1
Pitch	7.5 mm
Number of rows	1
Pin layout	Linear pinning
Solder pins per potential	2

### Electrical properties

#### Properties

Nominal current $I_N$	41 A
Nominal voltage $U_N$	630 V
Rated voltage (III/3)	630 V
Rated surge voltage (III/3)	6 kV
Rated voltage (III/2)	630 V
Rated surge voltage (III/2)	6 kV
Rated voltage (II/2)	1000 V
Rated surge voltage (II/2)	6 kV

### Connection data

#### Connection technology

Nominal cross section	6 mm <sup>2</sup>
-----------------------	-------------------

#### Conductor connection

Connection method	Push-in spring connection
Conductor cross-section rigid	0.2 mm <sup>2</sup> ... 10 mm <sup>2</sup> (Conductor connection with open terminal point) 0.75 mm <sup>2</sup> ... 10 mm <sup>2</sup> (Push-in connection)
Conductor cross-section flexible	0.2 mm <sup>2</sup> ... 6 mm <sup>2</sup>
Conductor cross-section AWG	24 ... 8
Conductor cross-section, flexible, with ferrule, without plastic sleeve	0.25 mm <sup>2</sup> ... 6 mm <sup>2</sup>
Conductor cross-section, flexible, with ferrule, with plastic sleeve	0.25 mm <sup>2</sup> ... 6 mm <sup>2</sup>
2 conductors with the same cross section, flexible, with TWIN ferrule with plastic sleeve	0.25 mm <sup>2</sup> ... 1.5 mm <sup>2</sup>
Stripping length	15 mm

### Mounting

Mounting type	Wave soldering
Pin layout	Linear pinning

# SPT 5/ 1-V-7,5 BU - PCB terminal block

1826936

<https://www.phoenixcontact.com/us/products/1826936>

## Material specifications

### Material data - contact

Note	WEEE/RoHS-compliant, free of whiskers according to IEC 60068-2-82/JEDEC JESD 201
Contact material	Cu alloy
Surface characteristics	Tin-plated
Metal surface terminal point (top layer)	Tin (4 µm - 8 µm Sn)
Metal surface soldering area (top layer)	Tin (4 µm - 8 µm Sn)


### Material data - housing

Color (Housing)	blue (5015)
Insulating material	PA
Insulating material group	I
CTI according to IEC 60112	600
Flammability rating according to UL 94	V0
Glow wire flammability index GWFI according to EN 60695-2-12	850
Glow wire ignition temperature GWIT according to EN 60695-2-13	775
Temperature for the ball pressure test according to EN 60695-10-2	125 °C

## Notes

Notes on operation	The single-position PCB terminal block can be used for voltages up to 1500 V (DC) and 1000 V (AC). The relevant device standard and the appropriate required air clearances and creepage distances should be observed following installation
--------------------	--

## Dimensions

Dimensional drawing	
Pitch	7.5 mm
Width [w]	9.3 mm
Height [h]	28.75 mm
Length [l]	18.5 mm
Installed height	24.15 mm
Solder pin length [P]	4.6 mm
Pin dimensions	1.7 x 0.8 mm

### PCB design

Pin spacing	14 mm
Hole diameter	2.1 mm

# SPT 5/ 1-V-7,5 BU - PCB terminal block



1826936

<https://www.phoenixcontact.com/us/products/1826936>

## Mechanical tests

### Connection test

Specification	IEC 60998-2-2:2002-12
Result	Test passed

### Test for conductor damage and slackening

Specification	IEC 60998-2-2:2002-12
Result	Test passed

### Pull-out test

Specification	IEC 60998-2-2:2002-12
Conductor cross-section/conductor type/tractive force setpoint/actual value	0.2 mm <sup>2</sup> / solid / > 10 N
	0.2 mm <sup>2</sup> / flexible / > 10 N
	10 mm <sup>2</sup> / solid / > 90 N
	6 mm <sup>2</sup> / flexible / > 80 N

### Flexion test

Specification	IEC 60998-2-2:2002-12
Result	Test passed

## Electrical tests

### Temperature-rise test

Specification	IEC 60998-2-1:2002-12
Requirement temperature-rise test	Increase in temperature ≤ 45 K

### Insulation resistance

Specification	IEC 60998-1:2002-12
Insulation resistance, neighboring positions	> 5 MΩ

### Air clearances and creepage distances |

Specification	IEC 60664-1:1992-10 + A1:2000-02 + A2:2002-05
Insulating material group	I
Comparative tracking index (IEC 60112)	CTI 600
Rated insulation voltage (III/3)	630 V
Rated surge voltage (III/3)	6 kV
minimum clearance value - non-homogenous field (III/3)	5.5 mm
minimum creepage distance (III/3)	8 mm
Rated insulation voltage (III/2)	630 V
Rated surge voltage (III/2)	6 kV
minimum clearance value - non-homogenous field (III/2)	5.5 mm
minimum creepage distance (III/2)	5.5 mm
Rated insulation voltage (II/2)	1000 V
Rated surge voltage (II/2)	6 kV
minimum clearance value - non-homogenous field (II/2)	5.5 mm

# SPT 5/ 1-V-7,5 BU - PCB terminal block



1826936

<https://www.phoenixcontact.com/us/products/1826936>

minimum creepage distance (II/2)	5.5 mm
----------------------------------	--------

## Environmental and real-life conditions

### Vibration test

Specification	IEC 60068-2-6:1995-03
Frequency	10 - 150 - 10 Hz
Sweep speed	1 octave/min
Amplitude	0.35 mm (10 Hz ... 60.1 Hz)
Acceleration	5g (60.1 Hz ... 150 Hz)
Test duration per axis	2.5 h
Test directions	X-, Y- and Z-axis

### Glow-wire test

Specification	IEC 60998-1:2002-12
Temperature	850 °C
Time of exposure	5 s

### Ambient conditions

Ambient temperature (storage/transport)	-40 °C ... 70 °C
Relative humidity (storage/transport)	30 % ... 70 %
Ambient temperature (assembly)	-5 °C ... 100 °C
Ambient temperature (operation)	-40 °C ... 100 °C (Depending on the current carrying capacity/derating curve)

## Packaging specifications

Type of packaging	packed in cardboard
-------------------	---------------------

# SPT 5/ 1-V-7,5 BU - PCB terminal block



1826936

<https://www.phoenixcontact.com/us/products/1826936>

## Drawings

Diagram



Type: SPT 5/...-V-7,5

# SPT 5/ 1-V-7,5 BU - PCB terminal block





1826936

<https://www.phoenixcontact.com/us/products/1826936>

## Approvals

To download certificates, visit the product detail page: <https://www.phoenixcontact.com/us/products/1826936>

 <b>VDE Zeichengenehmigung</b> Approval ID: 40042909				
	Nominal voltage $U_N$	Nominal current $I_N$	Cross section AWG	Cross section $\text{mm}^2$
keine				
	1000 V	41 A	-	0.2 - 10

 <b>cULus Recognized</b> Approval ID: E60425-20061129				
	Nominal voltage $U_N$	Nominal current $I_N$	Cross section AWG	Cross section $\text{mm}^2$
B				
	300 V	36 A	24 - 8	-
C				
	150 V	36 A	24 - 8	-

# SPT 5/ 1-V-7,5 BU - PCB terminal block



1826936

<https://www.phoenixcontact.com/us/products/1826936>

## Classifications

### ECLASS

ECLASS-13.0	27460101
ECLASS-15.0	27460101

### ETIM

ETIM 10.0	EC002643
-----------	----------

### UNSPSC

UNSPSC 21.0	39121400
-------------	----------

# SPT 5/ 1-V-7,5 BU - PCB terminal block



1826936

<https://www.phoenixcontact.com/us/products/1826936>

## Environmental product compliance

### EU RoHS

Fulfills EU RoHS substance requirements	Yes, No exemptions
---	--------------------

### China RoHS

Environment friendly use period (EFUP)	EFUP-E
	No hazardous substances above the limits

### EU REACH SVHC

REACH candidate substance (CAS No.)	No substance above 0.1 wt%
-------------------------------------	----------------------------

### EF3.1 Climate Change

CO2e kg	0.035 kg CO2e
---------	---------------

Phoenix Contact 2026 © - all rights reserved  
<https://www.phoenixcontact.com>

Phoenix Contact USA  
586 Fulling Mill Road  
Middletown, PA 17057, United States  
(+717) 944-1300  
[info@phoenixcon.com](mailto:info@phoenixcon.com)