


# PC 4/10-G-7,62 - PCB header

1804878

<https://www.phoenixcontact.com/us/products/1804878>

Please be informed that the data shown in this PDF document is generated from our online catalog. Please find the complete data in the user documentation. Our general terms of use for downloads are valid.



PCB headers, nominal cross section: 4 mm<sup>2</sup>, color: green, nominal current: 20 A, rated voltage (III/2): 630 V, contact surface: Sn, contact connection type: Pin, number of potentials: 10, number of rows: 1, number of positions: 10, number of connections: 10, product range: PC 4/...-G, pitch: 7.62 mm, mounting: Wave soldering, pin layout: Linear pinning, solder pin [P]: 5 mm, number of solder pins per potential: 2, plug-in system: COMBICON PC 4, Pin connector pattern alignment: Standard, locking: without, mounting method: without, type of packaging: packed in cardboard, Mounting flange: Accessory Item No. 1827570

## Your advantages

- Well-known mounting principle allows worldwide use
- Maximum flexibility when it comes to device design – one header for connectors with different connection technologies
- Easy PCB replacement thanks to plug-in modules
- Plug-in direction parallel to the PCB

## Commercial data

Item number	1804878
Packing unit	50 pc
Minimum order quantity	50 pc
Sales key	AA04
Product key	AADSAA
GTIN	4017918046316
Weight per piece (including packing)	21.81 g
Weight per piece (excluding packing)	16.817 g
Customs tariff number	85366930
Country of origin	GR

# PC 4/10-G-7,62 - PCB header



1804878

<https://www.phoenixcontact.com/us/products/1804878>

## Technical data

### Product properties

Product type	PCB headers
Product family	PC 4/..-G
Product line	COMBICON Connectors L
Type	Standard
Number of positions	10
Pitch	7.62 mm
Number of connections	10
Number of rows	1
Number of potentials	10
Mounting type	without
Pin layout	Linear pinning
Solder pins per potential	2

### Electrical properties

#### Properties

Nominal current $I_N$	20 A
Nominal voltage $U_N$	630 V
Contact resistance	0.5 mΩ
Rated voltage (III/3)	400 V
Rated surge voltage (III/3)	6 kV
Rated voltage (III/2)	630 V
Rated surge voltage (III/2)	6 kV
Rated voltage (II/2)	630 V
Rated surge voltage (II/2)	6 kV

### Mounting

Mounting type	Wave soldering
Pin layout	Linear pinning

### Material specifications

#### Material data - contact

Note	WEEE/RoHS-compliant, free of whiskers according to IEC 60068-2-82/JEDEC JESD 201
Contact material	Cu alloy
Surface characteristics	Tin-plated
Metal surface contact area (top layer)	Tin (5 μm - 7 μm Sn)
Metal surface contact area (middle layer)	Nickel (2 μm - 5 μm Ni)
Metal surface soldering area (top layer)	Tin (5 μm - 7 μm Sn)
Metal surface soldering area (middle layer)	Nickel (2 μm - 5 μm Ni)

# PC 4/10-G-7,62 - PCB header

1804878

<https://www.phoenixcontact.com/us/products/1804878>


## Material data - housing

Color (Housing)	green (6021)
Insulating material	PBT
Insulating material group	IIIa
CTI according to IEC 60112	225
Flammability rating according to UL 94	V0

## Notes

Notes on operation	In accordance with IEC 61984, COMBICON connectors have no switching power (COC). During designated use, they must not be plugged in or disconnected when carrying voltage or under load.
--------------------	--

## Dimensions

Dimensional drawing	
Pitch	7.62 mm
Width [w]	76.18 mm
Height [h]	19.25 mm
Length [l]	29 mm
Installed height	14.25 mm
Solder pin length [P]	5 mm
Pin dimensions	1 x 0.8 mm

## PCB design

Pin spacing	7.62 mm
Hole diameter	1.3 mm

## Mechanical tests

### Visual inspection

Specification	IEC 60512-1-1:2002-02
Result	Test passed

### Dimension check

Specification	IEC 60512-1-2:2002-02
Result	Test passed

### Resistance of inscriptions

Specification	IEC 60068-2-70:1995-12
Result	Test passed

### Polarization and coding

Specification	IEC 60512-13-5:2006-02
---------------	------------------------

# PC 4/10-G-7,62 - PCB header



1804878

<https://www.phoenixcontact.com/us/products/1804878>

Result	Test passed
Contact holder in insert	
Specification	IEC 60512-15-1:2008-05
Contact holder in insert Requirements >20 N	Test passed
Insertion and withdrawal forces	
Specification	IEC 60512-13-2:2006-02
Result	Test passed
No. of cycles	50
Insertion strength per pos. approx.	8 N
Withdraw strength per pos. approx.	5 N

## Electrical tests

### Thermal test | Test group C

Specification	IEC 60512-5-1:2002-02
Tested number of positions	12

### Insulation resistance

Specification	IEC 60512-3-1:2002-02
Insulation resistance, neighboring positions	> 5 MΩ

### Air clearances and creepage distances |

Specification	IEC 60664-1:2007-04
Insulating material group	IIIa
Comparative tracking index (IEC 60112)	CTI 225
Rated insulation voltage (III/3)	400 V
Rated surge voltage (III/3)	6 kV
minimum clearance value - non-homogenous field (III/3)	5.5 mm
minimum creepage distance (III/3)	6.3 mm
Rated insulation voltage (III/2)	630 V
Rated surge voltage (III/2)	6 kV
minimum clearance value - non-homogenous field (III/2)	5.5 mm
minimum creepage distance (III/2)	6.3 mm
Rated insulation voltage (II/2)	630 V
Rated surge voltage (II/2)	6 kV
minimum clearance value - non-homogenous field (II/2)	5.5 mm
minimum creepage distance (II/2)	6.3 mm

## Environmental and real-life conditions

### Durability test

Specification	IEC 60512-9-1:2010-03
Impulse withstand voltage at sea level	7.3 kV
Contact resistance R <sub>1</sub>	0.5 mΩ

# PC 4/10-G-7,62 - PCB header



1804878

<https://www.phoenixcontact.com/us/products/1804878>

Contact resistance $R_2$	0.6 m $\Omega$
Insertion/withdrawal cycles	50

## Climatic test

Specification	ISO 6988:1985-02
Corrosive stress	0.2 dm <sup>3</sup> SO <sub>2</sub> on 300 dm <sup>3</sup> /40 °C/1 cycle
Thermal stress	100 °C/168 h
Power-frequency withstand voltage	3.31 kV

## Vibration test

Specification	IEC 60068-2-6:2007-12
Frequency	10 - 150 - 10 Hz
Sweep speed	1 octave/min
Amplitude	0.35 mm (10 Hz ... 60.1 Hz)
Acceleration	5g (60.1 Hz ... 150 Hz)
Test duration per axis	2.5 h
Test directions	X-, Y- and Z-axis

## Shocks

Specification	IEC 60068-2-27:2008-02
Pulse shape	Half-sine
Acceleration	30g
Shock duration	18 ms
Test directions	X-, Y- and Z-axis (pos. and neg.)

## Railway application: Shocks

Acceleration	30g
Shock duration	18 ms
Test directions	X-, Y- and Z-axis (pos. and neg.)

## Ambient conditions

Ambient temperature (storage/transport)	-40 °C ... 70 °C
Relative humidity (storage/transport)	30 % ... 70 %
Ambient temperature (assembly)	-5 °C ... 100 °C
Ambient temperature (operation)	-40 °C ... 100 °C (dependent on the derating curve)

## Packaging specifications

Type of packaging	packed in cardboard
-------------------	---------------------

Drawings

Diagram



Type: PC 4/...-STF-7,62 with PC 4/...-G-7,62 and BF-PC 4

Diagram



Type: PC 4/...-ST-7,62 with PC 4/...-G-7,62



Type: PC 5/...-ST1-7,62 with PC 4/...-G-7,62  
 Conductor cross-section: 4 mm<sup>2</sup>



Type: PC 5/...-ST1-7,62 with PC 4/...-G-7,62  
 Conductor cross-section: 6 mm<sup>2</sup>

1804878

<https://www.phoenixcontact.com/us/products/1804878>



Type: PC 5/...-STF1-7,62 with PC 4/...-G-7,62 and BF-PC 4  
 Conductor cross-section: 4 mm<sup>2</sup>



Type: PC 5/...-STF1-7,62 with PC 4/...-G-7,62 and BF-PC 4  
 Conductor cross-section: 6 mm<sup>2</sup>

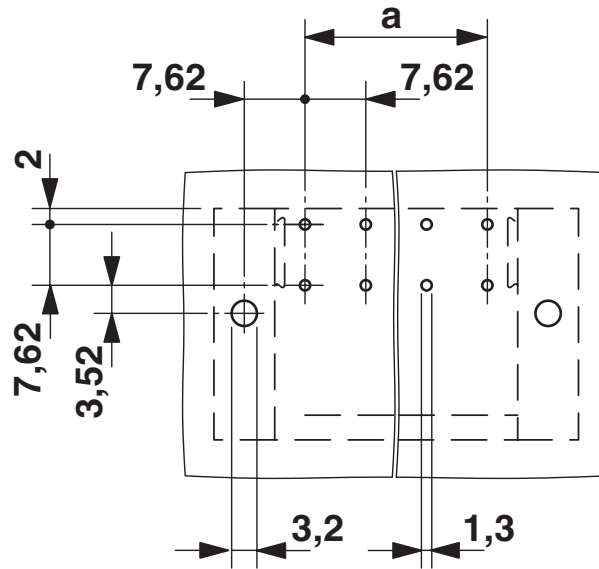
# PC 4/10-G-7,62 - PCB header

1804878

<https://www.phoenixcontact.com/us/products/1804878>



Drilling plan/solder pad geometry



# PC 4/10-G-7,62 - PCB header





1804878


<https://www.phoenixcontact.com/us/products/1804878>


## Approvals

To download certificates, visit the product detail page: <https://www.phoenixcontact.com/us/products/1804878>

 <b>CSA</b> Approval ID: 2355836				
	Nominal voltage $U_N$	Nominal current $I_N$	Cross section AWG	Cross section $mm^2$
B	300 V	20 A	-	-
C	300 V	20 A	-	-

 <b>cULus Recognized</b> Approval ID: E60425-19920722				
	Nominal voltage $U_N$	Nominal current $I_N$	Cross section AWG	Cross section $mm^2$
B	300 V	30 A	-	-
C	300 V	30 A	-	-

 <b>DNV GL</b> Approval ID: TAE00001EZ				
--	--	--	--	--

 <b>BV</b> Approval ID: 35433/C0 BV				
---	--	--	--	--

# PC 4/10-G-7,62 - PCB header



1804878

<https://www.phoenixcontact.com/us/products/1804878>

## Classifications

### ECLASS

ECLASS-13.0	27460201
ECLASS-15.0	27460201

### ETIM

ETIM 10.0	EC002637
-----------	----------

### UNSPSC

UNSPSC 21.0	39121400
-------------	----------

# PC 4/10-G-7,62 - PCB header



1804878

<https://www.phoenixcontact.com/us/products/1804878>

## Environmental product compliance

### EU RoHS

Fulfills EU RoHS substance requirements	Yes, No exemptions
---	--------------------

### China RoHS

Environment friendly use period (EFUP)	EFUP-E
	No hazardous substances above the limits

### EU REACH SVHC

REACH candidate substance (CAS No.)	No substance above 0.1 wt%
-------------------------------------	----------------------------

Phoenix Contact 2026 © - all rights reserved  
<https://www.phoenixcontact.com>

Phoenix Contact USA  
586 Fulling Mill Road  
Middletown, PA 17057, United States  
(+717) 944-1300  
[info@phoenixcon.com](mailto:info@phoenixcon.com)