


# MSTBV 2,5/ 6-GF-5,08 EX - PCB header



1796364

<https://www.phoenixcontact.com/us/products/1796364>

Please be informed that the data shown in this PDF document is generated from our online catalog. Please find the complete data in the user documentation. Our general terms of use for downloads are valid.



PCB headers, nominal cross section: 2.5 mm<sup>2</sup>, color: green, nominal current: 12 A, contact surface: Sn, contact connection type: Pin, number of rows: 1, number of positions: 6, product range: MSTBV 2,5/...-GF-EX, pitch: 5.08 mm, mounting: Wave soldering, pin layout: Linear pinning, solder pin [P]: 3.9 mm, number of solder pins per potential: 1, plug-in system: COMBICON MSTB 2,5 EX, Pin connector pattern alignment: Standard, locking: Screw locking mechanism, mounting method: Threaded flange, type of packaging: packed in cardboard

## Your advantages

- Satisfies the more stringent safety requirements of "Ex eb" protection according to IEC 60079-7 for potentially explosive areas
- Screwable flange for superior mechanical stability
- Vertical connection enables multi-row arrangement on the PCB
- Well-known mounting principle allows worldwide use
- Closed contour for optimum stability of the plug-in connection

## Commercial data

Item number	1796364
Packing unit	50 pc
Minimum order quantity	50 pc
Sales key	AA03
Product key	AACSMK
GTIN	4046356636476
Weight per piece (including packing)	3.39 g
Weight per piece (excluding packing)	3.105 g
Customs tariff number	85366930
Country of origin	DE

# MSTBV 2,5/ 6-GF-5,08 EX - PCB header



1796364

<https://www.phoenixcontact.com/us/products/1796364>

## Technical data

### Product properties

Product type	PCB headers
Product family	MSTBV 2,5/..-GF-EX
Product line	COMBICON Connectors M
Type	Standard
Number of positions	6
Pitch	5.08 mm
Number of rows	1
Mounting type	Threaded flange
Pin layout	Linear pinning
Solder pins per potential	1

### Electrical properties

#### Properties

Nominal current $I_N$	12 A
Nominal voltage $U_N$	176 V
Rated current / conductor cross-section	12 A/2.5 mm <sup>2</sup>

### Ex data

#### Ex approval

Identification	0344 <sup>Ⓢ</sup> II 2GD / Ex eb IIC Gb
EU-type examination certificate	KEMA 10ATEX0196 U
IECEx certificate	IECEx KEM 10.0093U

### Mounting

Mounting type	Wave soldering
Pin layout	Linear pinning

#### Flange

Tightening torque	0.3 Nm
-------------------	--------

#### Attachment on the PCB

Tightening torque	0.3 Nm
Screw	Sheet metal screw ISO 1481-ST 2,2x6,5 C or ISO 7049-ST 2,2x6,5 C

### Material specifications

#### Material data - contact

Note	WEEE/RoHS-compliant, free of whiskers according to IEC 60068-2-82/JEDEC JESD 201
Contact material	Cu alloy
Surface characteristics	Tin-plated

# MSTBV 2,5/ 6-GF-5,08 EX - PCB header

1796364

<https://www.phoenixcontact.com/us/products/1796364>

Metal surface contact area (top layer)	Tin (3 µm - 5 µm Sn)
Metal surface contact area (middle layer)	Nickel (1.3 µm - 3 µm Ni)
Metal surface soldering area (top layer)	Tin (3 µm - 5 µm Sn)
Metal surface soldering area (middle layer)	Nickel (1.3 µm - 3 µm Ni)


## Material data - housing

Color (Housing)	green (6021)
Insulating material	PA
Insulating material group	I
CTI according to IEC 60112	600
Flammability rating according to UL 94	V0
Glow wire flammability index GWFI according to EN 60695-2-12	850
Glow wire ignition temperature GWIT according to EN 60695-2-13	775
Temperature for the ball pressure test according to EN 60695-10-2	125 °C

## Notes

Notes on operation	In accordance with IEC 61984, COMBICON connectors have no switching power (COC). During designated use, they must not be plugged in or disconnected when carrying voltage or under load.
--------------------	--

## Dimensions

Dimensional drawing	
Pitch	5.08 mm
Width [w]	40.64 mm
Height [h]	15.9 mm
Length [l]	8.6 mm
Installed height	12 mm
Solder pin length [P]	3.9 mm
Pin dimensions	1 x 1 mm

## PCB design

Hole diameter	1.4 mm
---------------	--------

## Environmental and real-life conditions

### Ambient conditions

Ambient temperature (storage/transport)	-40 °C ... 70 °C
Relative humidity (storage/transport)	30 % ... 70 %
Ambient temperature (assembly)	-5 °C ... 100 °C
Ambient temperature (operation)	-60 °C ... 110 °C

# MSTBV 2,5/ 6-GF-5,08 EX - PCB header



1796364

<https://www.phoenixcontact.com/us/products/1796364>

## Packaging specifications

Type of packaging
packed in cardboard

# MSTBV 2,5/ 6-GF-5,08 EX - PCB header




1796364

<https://www.phoenixcontact.com/us/products/1796364>

## Approvals

To download certificates, visit the product detail page: <https://www.phoenixcontact.com/us/products/1796364>

 <b>ATEX</b> Approval ID: KEMA 10ATEX0196 U				
	Nominal voltage $U_N$	Nominal current $I_N$	Cross section AWG	Cross section $\text{mm}^2$
keine				
	176 V	12 A	-	0.2 - 2.5

 <b>IECEx</b> Approval ID: IECEx KEM 10.0093U				
	Nominal voltage $U_N$	Nominal current $I_N$	Cross section AWG	Cross section $\text{mm}^2$
keine				
	176 V	12 A	-	0.2 - 2.5

 <b>CCC</b> Approval ID: 2021122313114375				
---	--	--	--	--

# MSTBV 2,5/ 6-GF-5,08 EX - PCB header



1796364

<https://www.phoenixcontact.com/us/products/1796364>

## Classifications

### ECLASS

ECLASS-13.0	27460201
ECLASS-15.0	27460201

### ETIM

ETIM 10.0	EC002637
-----------	----------

### UNSPSC

UNSPSC 21.0	39121400
-------------	----------

# MSTBV 2,5/ 6-GF-5,08 EX - PCB header



1796364

<https://www.phoenixcontact.com/us/products/1796364>

## Environmental product compliance

### EU RoHS

Fulfills EU RoHS substance requirements	Yes, No exemptions
---	--------------------

### China RoHS

Environment friendly use period (EFUP)	EFUP-E
	No hazardous substances above the limits

### EU REACH SVHC

REACH candidate substance (CAS No.)	No substance above 0.1 wt%
-------------------------------------	----------------------------

Phoenix Contact 2026 © - all rights reserved  
<https://www.phoenixcontact.com>

Phoenix Contact USA  
586 Fulling Mill Road  
Middletown, PA 17057, United States  
(+717) 944-1300  
[info@phoenixcon.com](mailto:info@phoenixcon.com)