


FK-MC 0,5/12-STZ3-2,5 - PCB connector



1786390

<https://www.phoenixcontact.com/us/products/1786390>

Please be informed that the data shown in this PDF document is generated from our online catalog. Please find the complete data in the user documentation. Our general terms of use for downloads are valid.



The figure shows a 10-position version of the product

PCB connector, nominal cross section: 0.5 mm², color: green, nominal current: 4 A, rated voltage (III/2): 160 V, contact surface: Sn, contact connection type: Socket, number of potentials: 12, number of rows: 1, number of positions: 12, number of connections: 12, product range: FK-MC 0,5/...-ST, pitch: 2.5 mm, connection method: Push-in spring connection, conductor/PCB connection direction: 0 °, plug-in system: COMBICON FK-MC 0,5, locking: without, mounting method: without, type of packaging: packed in cardboard, Pull-out aid (STZ3)

Your advantages

- Time saving push-in connection, tools not required
- Defined contact force ensures that contact remains stable over the long term
- Intuitive operation due to color-coded actuating push button
- Operation and conductor connection from one direction enable integration into front of device
- Quick and convenient testing using integrated test option

Commercial data

Item number	1786390
Packing unit	50 pc
Minimum order quantity	50 pc
Sales key	AA01
Product key	AAAFCA
GTIN	4046356609432
Weight per piece (including packing)	8.41 g
Weight per piece (excluding packing)	7.95 g
Customs tariff number	85366990
Country of origin	DE

FK-MC 0,5/12-STZ3-2,5 - PCB connector



1786390

<https://www.phoenixcontact.com/us/products/1786390>

Technical data

Product properties

Product type	PCB connector
Product family	FK-MC 0,5/...-ST
Product line	COMBICON Connectors XS
Number of positions	12
Pitch	2.5 mm
Number of connections	12
Number of rows	1
Number of potentials	12
Mounting type	without
Strain relief	STZ3 Pull-out aid 27.9 x 25.5 mm

Electrical properties

Properties

Nominal current I_N	4 A
Nominal voltage U_N	160 V
Contact resistance	2 m Ω
Rated voltage (III/3)	100 V
Rated surge voltage (III/3)	1.5 kV
Rated voltage (III/2)	160 V
Rated surge voltage (III/2)	2.5 kV
Rated voltage (II/2)	320 V
Rated surge voltage (II/2)	2.5 kV

Connection data

Connection technology

Type	Standard
Connector system	COMBICON FK-MC 0,5
Nominal cross section	0.5 mm ²
Contact connection type	Socket

Interlock

Locking type	without
Mounting type	without

Conductor connection

Connection method	Push-in spring connection
Conductor/PCB connection direction	0 °
Conductor cross-section rigid	0.14 mm ² ... 0.5 mm ²
Conductor cross-section flexible	0.14 mm ² ... 0.5 mm ²
Conductor cross-section AWG	26 ... 20

FK-MC 0,5/12-STZ3-2,5 - PCB connector



1786390

<https://www.phoenixcontact.com/us/products/1786390>

Conductor cross-section, flexible, with ferrule, without plastic sleeve	0.25 mm ² ... 0.5 mm ²
Cylindrical gauge a x b / diameter	- / 1.4 mm
Stripping length	8 mm

Specifications for ferrules without insulating collar

recommended crimping tool	1212034 CRIMPFOX 6
ferrules without insulating collar, according to DIN 46228-1	Cross section: 0.25 mm ² ; Length: 7 mm ... 8 mm
	Cross section: 0.34 mm ² ; Length: 7 mm ... 8 mm
	Cross section: 0.5 mm ² ; Length: 8 mm

Material specifications

Material data - contact

Note	WEEE/RoHS-compliant, free of whiskers according to IEC 60068-2-82/JEDEC JESD 201
Contact material	Cu alloy
Surface characteristics	hot-dip tin-plated
Metal surface terminal point (top layer)	Tin (4 µm - 8 µm Sn)
Metal surface contact area (top layer)	Tin (4 µm - 8 µm Sn)

Material data - housing

Color (Housing)	green (6021)
Insulating material	PA
Insulating material group	I
CTI according to IEC 60112	600
Flammability rating according to UL 94	V0
Glow wire flammability index GWFI according to EN 60695-2-12	850
Glow wire ignition temperature GWIT according to EN 60695-2-13	775
Temperature for the ball pressure test according to EN 60695-10-2	125 °C

Material data – actuating element

Color (Actuating element)	orange (2003)
Insulating material	PBT
Insulating material group	I
CTI according to IEC 60112	600
Flammability rating according to UL 94	V0

Dimensions

Dimensional drawing	
---------------------	--

FK-MC 0,5/12-STZ3-2,5 - PCB connector



1786390

<https://www.phoenixcontact.com/us/products/1786390>

Pitch	2.5 mm
Width [w]	30.6 mm
Height [h]	11.75 mm
Length [l]	19.05 mm

Notes

Notes on operation	In accordance with IEC 61984, COMBICON connectors have no switching power (COC). During designated use, they must not be plugged in or disconnected when carrying voltage or under load.
--------------------	--

Mechanical tests

Conductor connection

Specification	IEC 60999-1:1999-11
Result	Test passed

Test for conductor damage and slackening

Specification	IEC 60999-1:1999-11
Result	Test passed

Repeated connection and disconnection

Specification	IEC 60999-1:1999-11
Result	Test passed

Pull-out test

Specification	IEC 60999-1:1999-11
Conductor cross-section/conductor type/tractive force setpoint/actual value	0.2 mm ² / solid / > 10 N
	0.2 mm ² / flexible / > 10 N
	0.5 mm ² / solid / > 20 N
	0.5 mm ² / flexible / > 20 N

Insertion and withdrawal forces

Specification	IEC 60512-13-2:2006-02
Result	Test passed
No. of cycles	25
Insertion strength per pos. approx.	8 N
Withdraw strength per pos. approx.	6 N

Resistance of inscriptions

Specification	IEC 60068-2-70:1995-12
Result	Test passed

Polarization and coding

Specification	IEC 60512-13-5:2006-02
Result	Test passed

Visual inspection

Specification	IEC 60512-1-1:2002-02
---------------	-----------------------

FK-MC 0,5/12-STZ3-2,5 - PCB connector



1786390

<https://www.phoenixcontact.com/us/products/1786390>

Result	Test passed
Dimension check	
Specification	IEC 60512-1-2:2002-02
Result	Test passed

Environmental and real-life conditions

Durability test

Specification	IEC 60512-9-1:2010-03
Impulse withstand voltage at sea level	2.95 kV
Contact resistance R_1	2 m Ω
Contact resistance R_2	2.2 m Ω
Insertion/withdrawal cycles	25
Insulation resistance, neighboring positions	> 5 M Ω

Climatic test

Specification	ISO 6988:1985-02
Corrosive stress	0.2 dm ³ SO ₂ on 300 dm ³ /40 °C/1 cycle
Thermal stress	100 °C/168 h
Power-frequency withstand voltage	1.39 kV

Vibration test

Specification	IEC 60068-2-6:2007-12
Frequency	10 - 150 - 10 Hz
Sweep speed	1 octave/min
Amplitude	0.35 mm (10 Hz ... 60.1 Hz)
Acceleration	5g (60.1 Hz ... 150 Hz)
Test duration per axis	2.5 h
Test directions	X-, Y- and Z-axis

Ambient conditions

Ambient temperature (storage/transport)	-40 °C ... 70 °C
Relative humidity (storage/transport)	30 % ... 70 %
Ambient temperature (assembly)	-5 °C ... 100 °C
Ambient temperature (operation)	-40 °C ... 100 °C (dependent on the derating curve)

Electrical tests

Thermal test | Test group C

Specification	IEC 60512-5-1:2002-02
Tested number of positions	12

Insulation resistance

Specification	IEC 60512-3-1:2002-02
Insulation resistance, neighboring positions	> 5 M Ω

Temperature cycles

FK-MC 0,5/12-STZ3-2,5 - PCB connector



1786390

<https://www.phoenixcontact.com/us/products/1786390>

Specification	IEC 60999-1:1999-11
Result	Test passed

Air clearances and creepage distances |

Specification	IEC 60664-1:1992-10 + A1:2000-02 + A2:2002-05
Insulating material group	I
Comparative tracking index (IEC 60112)	CTI 600
Rated insulation voltage (III/3)	100 V
Rated surge voltage (III/3)	1.5 kV
minimum clearance value - non-homogenous field (III/3)	0.8 mm
minimum creepage distance (III/3)	1.8 mm
Rated insulation voltage (III/2)	160 V
Rated surge voltage (III/2)	2.5 kV
minimum clearance value - non-homogenous field (III/2)	1.5 mm
minimum creepage distance (III/2)	1.5 mm
Rated insulation voltage (II/2)	320 V
Rated surge voltage (II/2)	2.5 kV
minimum clearance value - non-homogenous field (II/2)	1.5 mm
minimum creepage distance (II/2)	1.6 mm

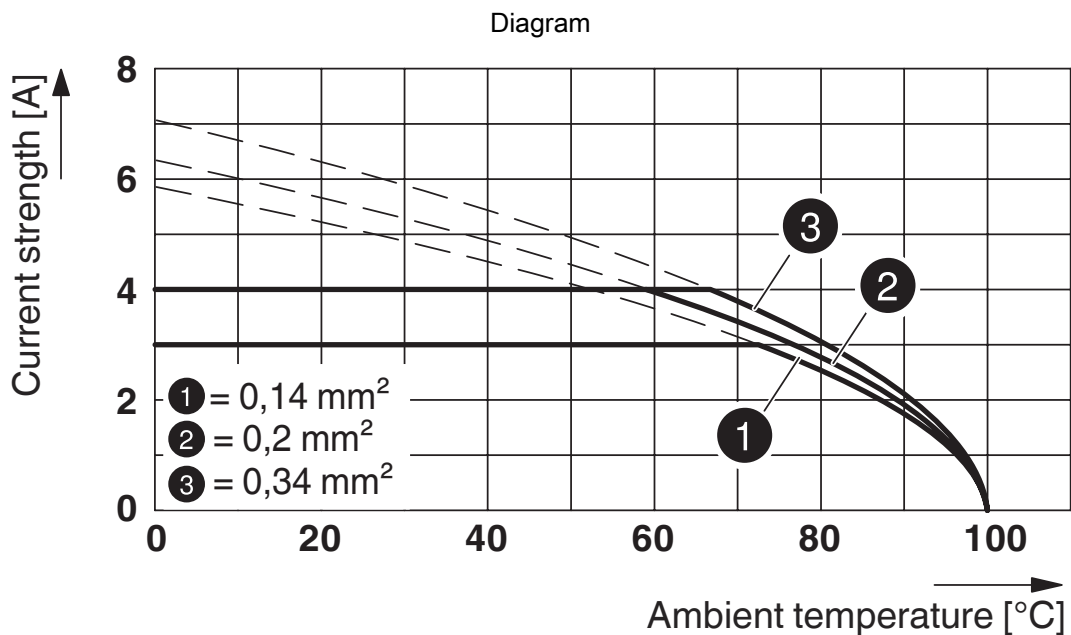
Packaging specifications

Type of packaging	packed in cardboard
-------------------	---------------------

Drawings



Type: FK-MC 0,5/...-ST-2,5 with MC 0,5/...-G-2,5



Type: FK-MC 0,5/...-ST-2,5 with MC 0,5/...-G-2,5



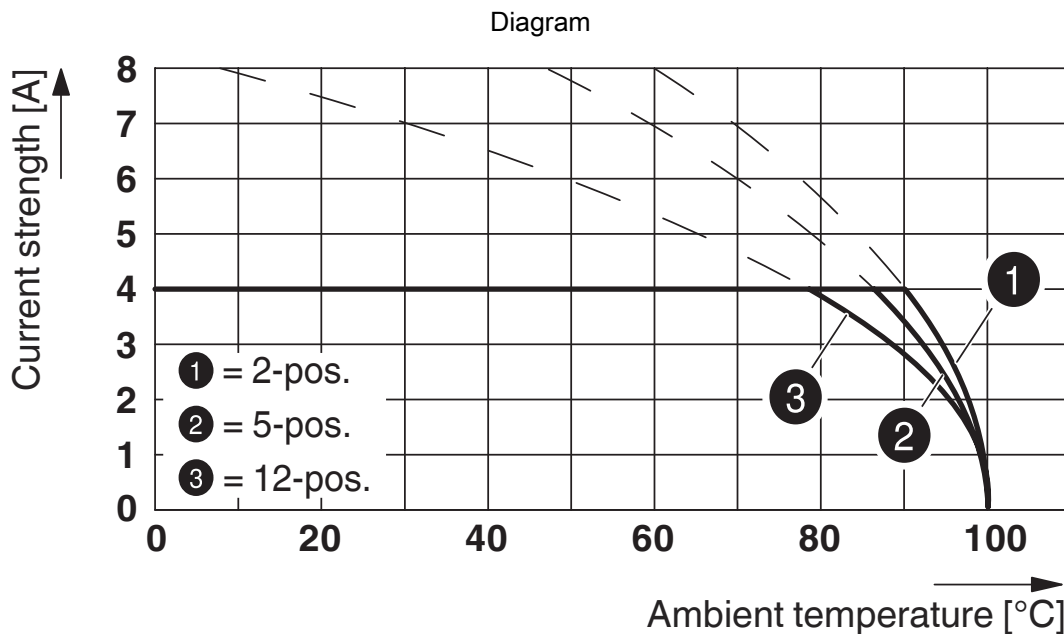
Type: FK-MC 0,5/...-ST-2,5 with MCV 0,5/...-G-2,5



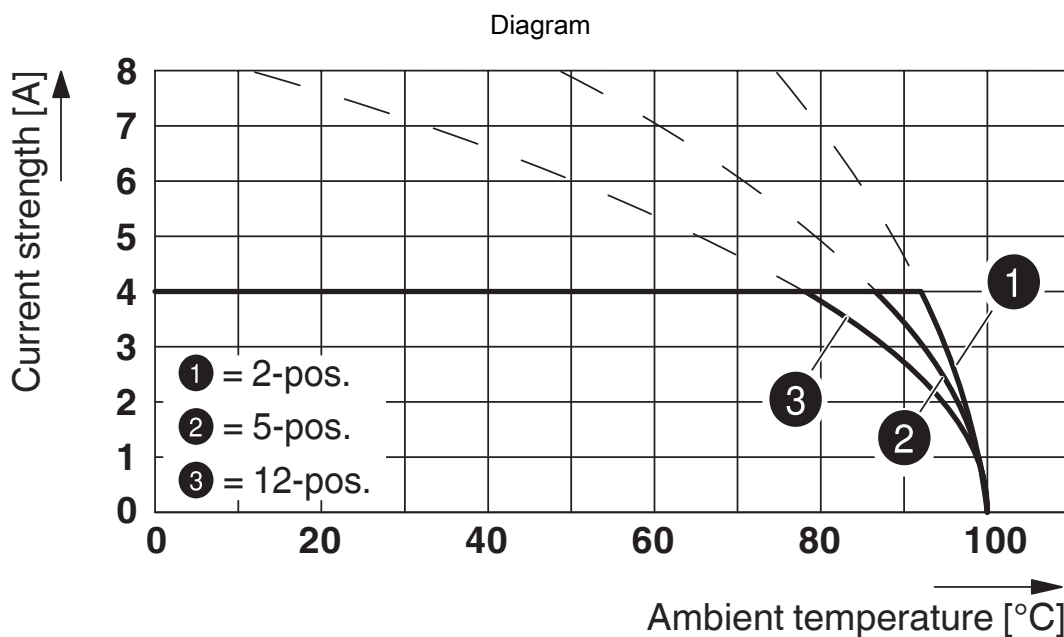
Type: FK-MC 0,5/...-ST-2,5 with MCD 0,5/...-G1-2,5

1786390

<https://www.phoenixcontact.com/us/products/1786390>



Type: FK-MC 0,5/...-ST-2,5 with MC 0,5/...-G-2,5 THT



Type: FK-MC 0,5/...-ST-2,5 with MCV 0,5/...-G-2,5 THT

FK-MC 0,5/12-STZ3-2,5 - PCB connector



1786390

<https://www.phoenixcontact.com/us/products/1786390>



Type: FK-MC 0,5/...-ST-2,5 with MCD 0,5/...-G1-2,5 HT BK

FK-MC 0,5/12-STZ3-2,5 - PCB connector



1786390

<https://www.phoenixcontact.com/us/products/1786390>

Approvals

To download certificates, visit the product detail page: <https://www.phoenixcontact.com/us/products/1786390>

 cULus Recognized Approval ID: E60425-19990913		Nominal voltage U_N	Nominal current I_N	Cross section AWG	Cross section mm^2
B		125 V	4 A	28 - 20	-

FK-MC 0,5/12-STZ3-2,5 - PCB connector



1786390

<https://www.phoenixcontact.com/us/products/1786390>

Classifications

ECLASS

ECLASS-13.0	27460202
ECLASS-15.0	27460202

ETIM

ETIM 10.0	EC002638
-----------	----------

UNSPSC

UNSPSC 21.0	39121400
-------------	----------

FK-MC 0,5/12-STZ3-2,5 - PCB connector



1786390

<https://www.phoenixcontact.com/us/products/1786390>

Environmental product compliance

EU RoHS

Fulfills EU RoHS substance requirements	Yes, No exemptions
---	--------------------

China RoHS

Environment friendly use period (EFUP)	EFUP-E
	No hazardous substances above the limits

EU REACH SVHC

REACH candidate substance (CAS No.)	No substance above 0.1 wt%
-------------------------------------	----------------------------

Phoenix Contact 2026 © - all rights reserved
<https://www.phoenixcontact.com>

Phoenix Contact USA
586 Fulling Mill Road
Middletown, PA 17057, United States
(+717) 944-1300
info@phoenixcon.com