


# IPC 35 HC/ 4-STGF-SH-15,00 - PCB connector



1784907

<https://www.phoenixcontact.com/us/products/1784907>

Please be informed that the data shown in this PDF document is generated from our online catalog. Please find the complete data in the user documentation. Our general terms of use for downloads are valid.



PCB connector, nominal cross section: 35 mm<sup>2</sup>, color: green, nominal current: 125 A, rated voltage (III/2): 1000 V, contact surface: Ag, contact connection type: Pin, number of potentials: 4, number of rows: 1, number of positions: 4, number of connections: 4, product range: IPC 35 HC/.-STGF-SH, pitch: 15 mm, connection method: Screw connection with tension sleeve, screw head form: L Slotted, conductor/PCB connection direction: 0 °, locking clip: - without locking clip, plug-in system: COMBICON PC 35, Electrical properties: shielded, locking: Screw locking mechanism for cable-to-cable connection, mounting method: Threaded flange, type of packaging: packed in cardboard

## Your advantages

- Well-known connection principle allows worldwide use
- Low temperature rise, thanks to maximum contact force
- Allows connection of two conductors
- Inverted connector with pin contacts for touch-proof device outputs or free-hanging cable/cable connections
- Shield for adherence to the EMC requirements and an optional strain relief
- Screwable flange for superior mechanical stability

## Commercial data

Item number	1784907
Packing unit	10 pc
Minimum order quantity	10 pc
Note	Made to order (non-returnable)
Sales key	AA05
Product key	AAEADD
GTIN	4046356561211
Weight per piece (including packing)	211.3 g
Weight per piece (excluding packing)	195.8 g
Customs tariff number	85366990
Country of origin	PL

# IPC 35 HC/ 4-STGF-SH-15,00 - PCB connector



1784907

<https://www.phoenixcontact.com/us/products/1784907>

## Technical data

### Product properties

Product type	PCB connector
Product family	IPC 35 HC/...STGF-SH
Product line	COMBICON Connectors XL
Type	Standard
Number of positions	4
Pitch	15 mm
Number of connections	4
Number of rows	1
Number of potentials	4
Mounting type	Threaded flange
Electrical characteristic	shielded

### Electrical properties

#### Properties

Nominal current $I_N$	125 A
Nominal voltage $U_N$	1000 V
Rated voltage (III/3)	1000 V
Rated surge voltage (III/3)	8 kV
Rated voltage (III/2)	1000 V
Rated surge voltage (III/2)	8 kV
Rated voltage (II/2)	1000 V
Rated surge voltage (II/2)	6 kV
Electrical characteristic	shielded

### Connection data

#### Connection technology

Type	Standard
Connector system	COMBICON PC 35
Nominal cross section	35 mm <sup>2</sup>
Contact connection type	Pin

#### Interlock

Locking type	Screw locking mechanism for cable-to-cable connection
Mounting type	Threaded flange
Tightening torque	0.8 Nm

#### Conductor connection

Connection method	Screw connection with tension sleeve
Conductor/PCB connection direction	0 °
Conductor cross-section rigid	0.5 mm <sup>2</sup> ... 35 mm <sup>2</sup> (rigid conductors larger than 16 mm <sup>2</sup> are tested as rigid/multi-stranded)

# IPC 35 HC/ 4-STGF-SH-15,00 - PCB connector



1784907

<https://www.phoenixcontact.com/us/products/1784907>

Conductor cross-section flexible	0.5 mm <sup>2</sup> ... 35 mm <sup>2</sup>
Conductor cross-section AWG	20 ... 2 (rigid conductors larger than AWG 10 are tested as rigid/multi-stranded in accordance with UL 1059)
Conductor cross-section, flexible, with ferrule, without plastic sleeve	1 mm <sup>2</sup> ... 35 mm <sup>2</sup>
Conductor cross-section, flexible, with ferrule, with plastic sleeve	1.5 mm <sup>2</sup> ... 35 mm <sup>2</sup>
2 conductors with same cross section, rigid	0.5 mm <sup>2</sup> ... 6 mm <sup>2</sup>
2 conductors with same cross section, flexible	0.5 mm <sup>2</sup> ... 6 mm <sup>2</sup>
2 conductors with same cross section, flexible, with ferrule without plastic sleeve	0.5 mm <sup>2</sup> ... 4 mm <sup>2</sup>
2 conductors with the same cross section, flexible, with TWIN ferrule with plastic sleeve	0.5 mm <sup>2</sup> ... 6 mm <sup>2</sup>
Cylindrical gauge a x b / diameter	- / 8.0 mm
Stripping length	20 mm
Drive form screw head	Slotted (L)
Tightening torque	2.5 Nm ... 4.5 Nm ( $\leq 25 \text{ mm}^2 = 2.5 \text{ Nm}$ ; $> 25 \text{ mm}^2 = 4.5 \text{ Nm}$ )

## Material specifications

### Material data - contact

Note	WEEE/RoHS-compliant, free of whiskers according to IEC 60068-2-82/JEDEC JESD 201
Contact material	Cu alloy
Surface characteristics	Electroplated silver
Metal surface terminal point (top layer)	Silver (4 $\mu\text{m}$ - 8 $\mu\text{m}$ Ag)
Metal surface contact area (top layer)	Silver (4 $\mu\text{m}$ - 8 $\mu\text{m}$ Ag)

### Material data - housing

Color (Housing)	green (6021)
Insulating material	PA
Insulating material group	I
CTI according to IEC 60112	600
Flammability rating according to UL 94	V0
Glow wire flammability index GWFI according to EN 60695-2-12	850
Glow wire ignition temperature GWIT according to EN 60695-2-13	775
Temperature for the ball pressure test according to EN 60695-10-2	125 °C

## Dimensions

Dimensional drawing	
Pitch	15 mm

# IPC 35 HC/ 4-STGF-SH-15,00 - PCB connector



1784907

<https://www.phoenixcontact.com/us/products/1784907>

Width [w]	84.4 mm
Height [h]	42.5 mm
Length [l]	155.8 mm

## Mounting

### Flange

Tightening torque	0.8 Nm
-------------------	--------

### Attachment to feed-through panel

Tightening torque	1 Nm
Screw	1700368 DFK-PC 35 SS

### Attachment on the PCB

Tightening torque	1 Nm
Screw	1700368 DFK-PC 35 SS

## Notes

General	In accordance with IEC 61984, COMBICON connectors have no switching power (COC). During designated use, they must not be plugged in or disconnected when carrying voltage or under load.
---------	--

## Environmental and real-life conditions

### Ambient conditions

Ambient temperature (storage/transport)	-40 °C ... 70 °C
Relative humidity (storage/transport)	30 % ... 70 %
Ambient temperature (assembly)	-5 °C ... 100 °C
Ambient temperature (operation)	-40 °C ... 100 °C (dependent on the derating curve)

## Electrical tests

### Air clearances and creepage distances |

Insulating material group	I
Comparative tracking index (IEC 60112)	CTI 600
Rated insulation voltage (III/3)	1000 V
Rated surge voltage (III/3)	8 kV
minimum clearance value - non-homogenous field (III/3)	8 mm
minimum creepage distance (III/3)	12.5 mm
Rated insulation voltage (III/2)	1000 V
Rated surge voltage (III/2)	8 kV
minimum clearance value - non-homogenous field (III/2)	8 mm
minimum creepage distance (III/2)	8 mm
Rated insulation voltage (II/2)	1000 V
Rated surge voltage (II/2)	6 kV
minimum clearance value - non-homogenous field (II/2)	5.5 mm
minimum creepage distance (II/2)	5.5 mm

# IPC 35 HC/ 4-STGF-SH-15,00 - PCB connector



1784907

<https://www.phoenixcontact.com/us/products/1784907>

## Packaging specifications

Type of packaging	packed in cardboard
-------------------	---------------------

# IPC 35 HC/ 4-STGF-SH-15,00 - PCB connector

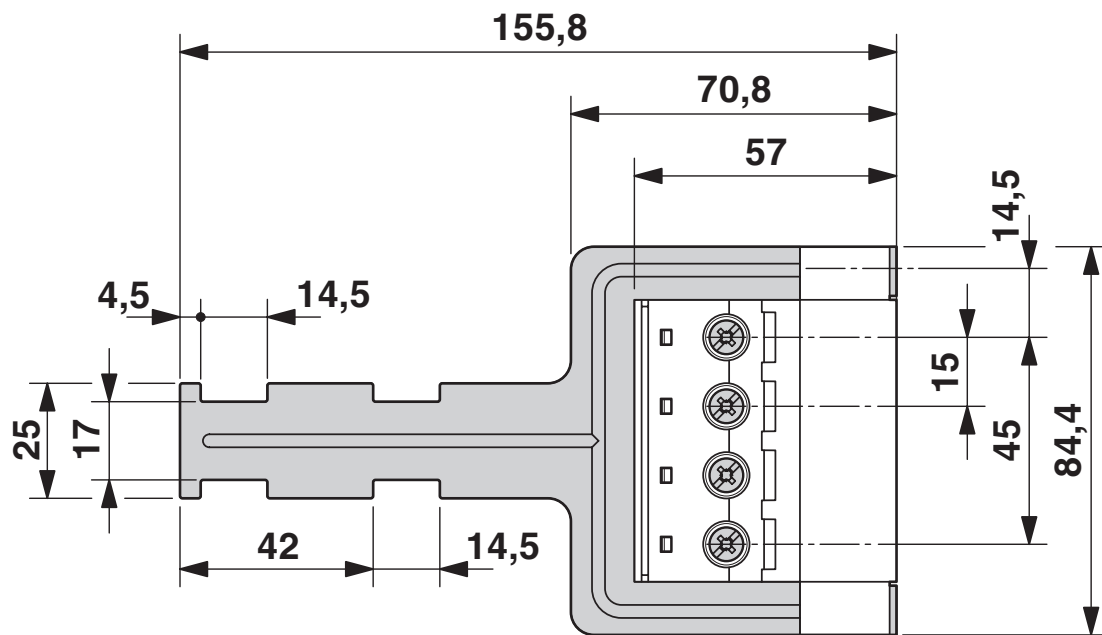


1784907

<https://www.phoenixcontact.com/us/products/1784907>

## Drawings

Dimensional drawing



# IPC 35 HC/ 4-STGF-SH-15,00 - PCB connector





1784907

<https://www.phoenixcontact.com/us/products/1784907>

## Approvals

To download certificates, visit the product detail page: <https://www.phoenixcontact.com/us/products/1784907>

 <b>UL Recognized</b> Approval ID: E60425-20101007				
	Nominal voltage $U_N$	Nominal current $I_N$	Cross section AWG	Cross section $\text{mm}^2$
B	600 V	115 A	16 - 2	-
C	600 V	115 A	16 - 2	-

 <b>VDE Zeichengenehmigung</b> Approval ID: 40039053				
	Nominal voltage $U_N$	Nominal current $I_N$	Cross section AWG	Cross section $\text{mm}^2$
keine	1000 V	125 A	-	0.5 - 35

# IPC 35 HC/ 4-STGF-SH-15,00 - PCB connector



1784907

<https://www.phoenixcontact.com/us/products/1784907>

## Classifications

### ECLASS

ECLASS-13.0	27460202
ECLASS-15.0	27460202

### ETIM

ETIM 10.0	EC002638
-----------	----------

### UNSPSC

UNSPSC 21.0	39121400
-------------	----------

# IPC 35 HC/ 4-STGF-SH-15,00 - PCB connector



1784907

<https://www.phoenixcontact.com/us/products/1784907>

## Environmental product compliance

### EU RoHS

Fulfills EU RoHS substance requirements	Yes, No exemptions
---	--------------------

### China RoHS

Environment friendly use period (EFUP)	EFUP-E
	No hazardous substances above the limits

### EU REACH SVHC

REACH candidate substance (CAS No.)	No substance above 0.1 wt%
-------------------------------------	----------------------------

Phoenix Contact 2026 © - all rights reserved  
<https://www.phoenixcontact.com>

Phoenix Contact USA  
586 Fulling Mill Road  
Middletown, PA 17057, United States  
(+717) 944-1300  
[info@phoenixcon.com](mailto:info@phoenixcon.com)