


# MSTB 2,5/ 6-GF - PCB header

1776731

<https://www.phoenixcontact.com/us/products/1776731>

Please be informed that the data shown in this PDF document is generated from our online catalog. Please find the complete data in the user documentation. Our general terms of use for downloads are valid.



PCB headers, nominal cross section: 2.5 mm<sup>2</sup>, color: green, nominal current: 12 A, rated voltage (III/2): 320 V, contact surface: Sn, contact connection type: Pin, number of potentials: 6, number of rows: 1, number of positions: 6, number of connections: 6, product range: MSTB 2,5/...-GF, pitch: 5 mm, screw head form: L Slotted, mounting: Wave soldering, pin layout: Linear pinning, solder pin [P]: 3.23 mm, number of solder pins per potential: 1, plug-in system: COMBICON MSTB 2,5, Pin connector pattern alignment: Standard, locking: Screw locking mechanism, mounting method: Threaded flange, type of packaging: packed in cardboard

## Your advantages

- Maximum flexibility when it comes to device design – one header for connectors with different connection technologies
- Easy PCB replacement thanks to plug-in modules
- Well-known mounting principle allows worldwide use
- Plug-in direction parallel to the PCB
- Screwable flange for superior mechanical stability

## Commercial data

|                                      |               |
|--------------------------------------|---------------|
| Item number                          | 1776731       |
| Packing unit                         | 100 pc        |
| Minimum order quantity               | 100 pc        |
| Sales key                            | AA03          |
| Product key                          | AACSGD        |
| GTIN                                 | 4017918038908 |
| Weight per piece (including packing) | 4.155 g       |
| Weight per piece (excluding packing) | 3.659 g       |
| Customs tariff number                | 85366930      |
| Country of origin                    | DE            |

# MSTB 2,5/ 6-GF - PCB header



1776731

<https://www.phoenixcontact.com/us/products/1776731>

## Technical data

### Product properties

|                           |                       |
|---------------------------|-----------------------|
| Product type              | PCB headers           |
| Product family            | MSTB 2,5/..-GF        |
| Product line              | COMBICON Connectors M |
| Type                      | Standard              |
| Number of positions       | 6                     |
| Pitch                     | 5 mm                  |
| Number of connections     | 6                     |
| Number of rows            | 1                     |
| Number of potentials      | 6                     |
| Mounting type             | Threaded flange       |
| Pin layout                | Linear pinning        |
| Solder pins per potential | 1                     |

### Electrical properties

#### Properties

|                             |                |
|-----------------------------|----------------|
| Nominal current $I_N$       | 12 A           |
| Nominal voltage $U_N$       | 320 V          |
| Contact resistance          | 1.5 m $\Omega$ |
| Rated voltage (III/3)       | 250 V          |
| Rated surge voltage (III/3) | 4 kV           |
| Rated voltage (III/2)       | 320 V          |
| Rated surge voltage (III/2) | 4 kV           |
| Rated voltage (II/2)        | 400 V          |
| Rated surge voltage (II/2)  | 4 kV           |

### Mounting

|               |                |
|---------------|----------------|
| Mounting type | Wave soldering |
| Pin layout    | Linear pinning |

#### Flange

|                   |        |
|-------------------|--------|
| Tightening torque | 0.3 Nm |
|-------------------|--------|

#### Attachment on the PCB

|                   |  |
|-------------------|--|
| Tightening torque | 0.3 Nm   |
| Screw             | Sheet metal screw ISO 1481-ST 2,2x6,5 C or ISO 7049-ST 2,2x6,5 C |

### Material specifications

#### Material data - contact

|      |  |
|------|--|
| Note | WEEE/RoHS-compliant, free of whiskers according to IEC 60068-2-82/JEDEC JESD 201 |
|------|--|

# MSTB 2,5/ 6-GF - PCB header

1776731

<https://www.phoenixcontact.com/us/products/1776731>

|   |   |
|---|---|
| Contact material                            | Cu alloy  |
| Surface characteristics                     | Tin-plated                                      |
| Metal surface contact area (top layer)      | Tin (3 $\mu\text{m}$ - 5 $\mu\text{m}$ Sn)      |
| Metal surface contact area (middle layer)   | Nickel (1.3 $\mu\text{m}$ - 3 $\mu\text{m}$ Ni) |
| Metal surface soldering area (top layer)    | Tin (3 $\mu\text{m}$ - 5 $\mu\text{m}$ Sn)      |
| Metal surface soldering area (middle layer) | Nickel (1.3 $\mu\text{m}$ - 3 $\mu\text{m}$ Ni) |


## Material data - housing

|  |              |
|--|--------------|
| Color (Housing)                        | green (6021) |
| Insulating material                    | PBT          |
| Insulating material group              | IIIa         |
| CTI according to IEC 60112             | 225          |
| Flammability rating according to UL 94 | V0           |

## Notes

|                    |  |
|--------------------|--|
| Notes on operation | In accordance with IEC 61984, COMBICON connectors have no switching power (COC). During designated use, they must not be plugged in or disconnected when carrying voltage or under load. |
|--------------------|--|

## Dimensions

|                       |  |
|-----------------------|--|
| Dimensional drawing   |  |
| Pitch                 | 5 mm   |
| Width [w]             | 40 mm  |
| Height [h]            | 11.8 mm  |
| Length [l]            | 12 mm  |
| Installed height      | 8.57 mm  |
| Solder pin length [P] | 3.23 mm  |
| Pin dimensions        | 1 x 1 mm   |

## PCB design

|               |        |
|---------------|--------|
| Hole diameter | 1.4 mm |
|---------------|--------|

## Mechanical tests

### Visual inspection

|               |                       |
|---------------|-----------------------|
| Specification | IEC 60512-1-1:2002-02 |
| Result        | Test passed           |

### Dimension check

|               |                       |
|---------------|-----------------------|
| Specification | IEC 60512-1-2:2002-02 |
| Result        | Test passed           |

# MSTB 2,5/ 6-GF - PCB header



1776731

<https://www.phoenixcontact.com/us/products/1776731>

## Resistance of inscriptions

|               |                        |
|---------------|------------------------|
| Specification | IEC 60068-2-70:1995-12 |
| Result        | Test passed            |

## Polarization and coding

|               |                        |
|---------------|------------------------|
| Specification | IEC 60512-13-5:2006-02 |
| Result        | Test passed            |

## Contact holder in insert

|  |                        |
|--|------------------------|
| Specification                                  | IEC 60512-15-1:2008-05 |
| Contact holder in insert<br>Requirements >20 N | Test passed            |

## Insertion and withdrawal forces

|                                     |                        |
|-------------------------------------|------------------------|
| Specification                       | IEC 60512-13-2:2006-02 |
| Result                              | Test passed            |
| No. of cycles                       | 25                     |
| Insertion strength per pos. approx. | 8 N                    |
| Withdraw strength per pos. approx.  | 6 N                    |

## Electrical tests

### Thermal test | Test group C

|                            |                       |
|----------------------------|-----------------------|
| Specification              | IEC 60512-5-1:2002-02 |
| Tested number of positions | 24                    |

### Insulation resistance

|  |                       |
|--|-----------------------|
| Specification                                | IEC 60512-3-1:2002-02 |
| Insulation resistance, neighboring positions | > 5 MΩ                |

### Air clearances and creepage distances |

|  |                     |
|--|---------------------|
| Specification  | IEC 60664-1:2007-04 |
| Insulating material group                              | IIIa                |
| Comparative tracking index (IEC 60112)                 | CTI 225             |
| Rated insulation voltage (III/3)                       | 250 V               |
| Rated surge voltage (III/3)                            | 4 kV                |
| minimum clearance value - non-homogenous field (III/3) | 3 mm                |
| minimum creepage distance (III/3)                      | 4 mm                |
| Rated insulation voltage (III/2)                       | 320 V               |
| Rated surge voltage (III/2)                            | 4 kV                |
| minimum clearance value - non-homogenous field (III/2) | 3 mm                |
| minimum creepage distance (III/2)                      | 3.2 mm              |
| Rated insulation voltage (II/2)                        | 400 V               |
| Rated surge voltage (II/2)                             | 4 kV                |
| minimum clearance value - non-homogenous field (II/2)  | 3 mm                |
| minimum creepage distance (II/2)                       | 4 mm                |

# MSTB 2,5/ 6-GF - PCB header



1776731

<https://www.phoenixcontact.com/us/products/1776731>

## Environmental and real-life conditions

### Durability test

|  |                       |
|--|-----------------------|
| Specification                          | IEC 60512-9-1:2010-03 |
| Impulse withstand voltage at sea level | 4.8 kV                |
| Contact resistance R <sub>1</sub>      | 1.5 mΩ                |
| Contact resistance R <sub>2</sub>      | 1.6 mΩ                |
| Insertion/withdrawal cycles            | 25                    |

### Climatic test

|                                   |   |
|-----------------------------------|---|
| Specification                     | ISO 6988:1985-02  |
| Corrosive stress                  | 0.2 dm <sup>3</sup> SO <sub>2</sub> on 300 dm <sup>3</sup> /40 °C/1 cycle |
| Thermal stress                    | 100 °C/168 h  |
| Power-frequency withstand voltage | 2.21 kV   |

### Vibration test

|                        |                             |
|------------------------|-----------------------------|
| Specification          | IEC 60068-2-6:2007-12       |
| Frequency              | 10 - 150 - 10 Hz            |
| Sweep speed            | 1 octave/min                |
| Amplitude              | 0.35 mm (10 Hz ... 60.1 Hz) |
| Acceleration           | 5g (60.1 Hz ... 150 Hz)     |
| Test duration per axis | 2.5 h                       |
| Test directions        | X-, Y- and Z-axis           |

### Shocks

|                 |                                   |
|-----------------|-----------------------------------|
| Specification   | IEC 60068-2-27:2008-02            |
| Pulse shape     | Semi-sinusoidal                   |
| Acceleration    | 30g                               |
| Shock duration  | 18 ms                             |
| Test directions | X-, Y- and Z-axis (pos. and neg.) |

### Railway application: Shocks

|                 |                                   |
|-----------------|-----------------------------------|
| Acceleration    | 30g                               |
| Shock duration  | 18 ms                             |
| Test directions | X-, Y- and Z-axis (pos. and neg.) |

### Ambient conditions

|   |   |
|---|---|
| Ambient temperature (storage/transport) | -40 °C ... 70 °C                                    |
| Relative humidity (storage/transport)   | 30 % ... 70 %                                       |
| Ambient temperature (assembly)          | -5 °C ... 100 °C                                    |
| Ambient temperature (operation)         | -40 °C ... 100 °C (dependent on the derating curve) |

## Packaging specifications

|                      |                     |
|----------------------|---------------------|
| Type of packaging    | packed in cardboard |
| Outer packaging type | Carton              |

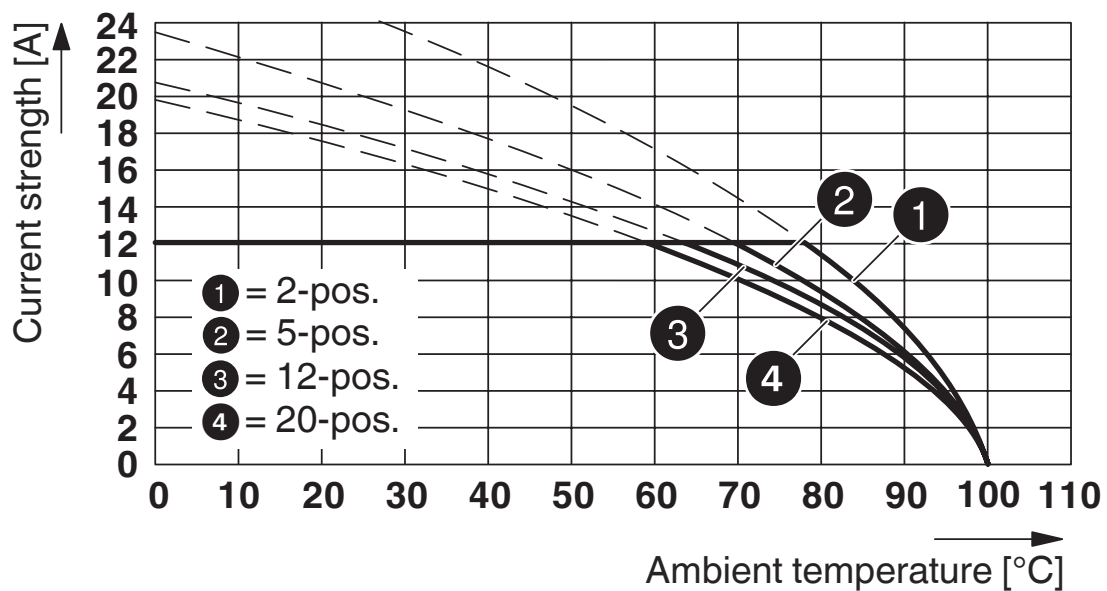
## Drawings

Diagram



Type: FRONT-MSTB 2,5/...-STF with MSTB 2,5/...-GF

Diagram



Type: MSTB 2,5/...-STF with MSTB 2,5/...-GF

1776731

<https://www.phoenixcontact.com/us/products/1776731>



Type: FKCT 2,5/...-STF with MSTB 2,5/...-GF



Type: MVSTB(R/W) 2,5/...-STF with MSTB 2,5/...-GF

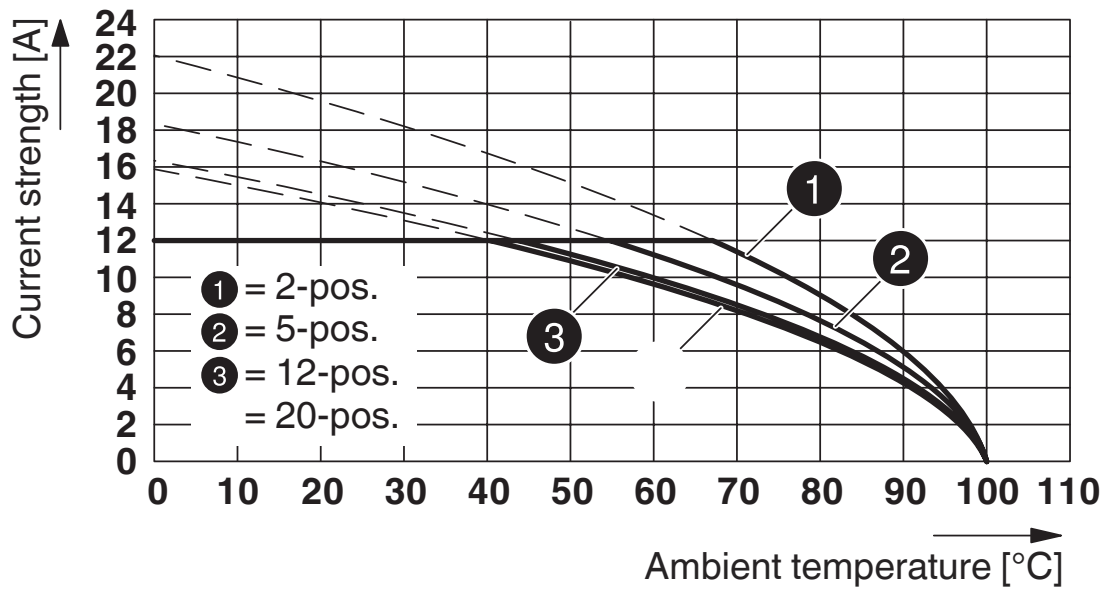
# MSTB 2,5/ 6-GF - PCB header



1776731

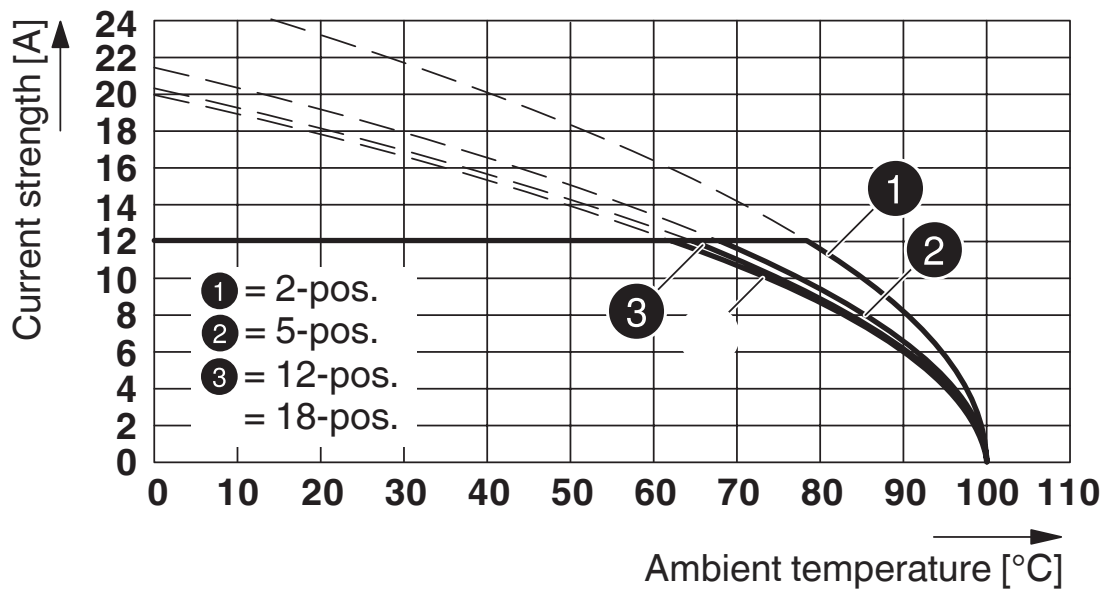
<https://www.phoenixcontact.com/us/products/1776731>

Diagram



Type: SMSTB 2,5/...-STF with MSTBVA 2,5/...-GF

Diagram



Type: MSTBT 2,5/...-STF with MSTB 2,5/...-GF

# MSTB 2,5/ 6-GF - PCB header



1776731

<https://www.phoenixcontact.com/us/products/1776731>



Type: FKCN 2,5/...-STF with MSTB 2,5/...-GF

# MSTB 2,5/ 6-GF - PCB header



1776731

<https://www.phoenixcontact.com/us/products/1776731>

## Approvals

To download certificates, visit the product detail page: <https://www.phoenixcontact.com/us/products/1776731>

|  <b>CSA</b><br>Approval ID: 13631-2585951 |                       |                       |                   |                             |
|--|-----------------------|-----------------------|-------------------|-----------------------------|
|  | Nominal voltage $U_N$ | Nominal current $I_N$ | Cross section AWG | Cross section $\text{mm}^2$ |
| B  | 300 V                 | 10 A                  | -                 | -                           |
| D  | 300 V                 | 10 A                  | -                 | -                           |

|  <b>cULus Recognized</b><br>Approval ID: E60425-19931011 |                       |                       |                   |                             |
|---|-----------------------|-----------------------|-------------------|-----------------------------|
|   | Nominal voltage $U_N$ | Nominal current $I_N$ | Cross section AWG | Cross section $\text{mm}^2$ |
| B   | 300 V                 | 15 A                  | -                 | -                           |
| D   | 300 V                 | 10 A                  | -                 | -                           |

|  <b>DNV GL</b><br>Approval ID: TAE00001EY |  |  |  |  |
|--|--|--|--|--|
|--|--|--|--|--|

|  <b>VDE approval of drawings</b><br>Approval ID: 40050648 |                       |                       |                   |                             |
|--|-----------------------|-----------------------|-------------------|-----------------------------|
|  | Nominal voltage $U_N$ | Nominal current $I_N$ | Cross section AWG | Cross section $\text{mm}^2$ |
| keine  | 250 V                 | 12 A                  | -                 | -                           |

# MSTB 2,5/ 6-GF - PCB header



1776731

<https://www.phoenixcontact.com/us/products/1776731>

## Classifications

### ECLASS

|             |          |
|-------------|----------|
| ECLASS-13.0 | 27460201 |
| ECLASS-15.0 | 27460201 |

### ETIM

|           |          |
|-----------|----------|
| ETIM 10.0 | EC002637 |
|-----------|----------|

### UNSPSC

|             |          |
|-------------|----------|
| UNSPSC 21.0 | 39121400 |
|-------------|----------|

# MSTB 2,5/ 6-GF - PCB header



1776731

<https://www.phoenixcontact.com/us/products/1776731>

## Environmental product compliance

### EU RoHS

|   |                    |
|---|--------------------|
| Fulfills EU RoHS substance requirements | Yes, No exemptions |
|---|--------------------|

### China RoHS

|  |  |
|--|--|
| Environment friendly use period (EFUP) | EFUP-E                                   |
|  | No hazardous substances above the limits |

### EU REACH SVHC

|                                     |                            |
|-------------------------------------|----------------------------|
| REACH candidate substance (CAS No.) | No substance above 0.1 wt% |
|-------------------------------------|----------------------------|

Phoenix Contact 2026 © - all rights reserved  
<https://www.phoenixcontact.com>

Phoenix Contact USA  
586 Fulling Mill Road  
Middletown, PA 17057, United States  
(+717) 944-1300  
[info@phoenixcon.com](mailto:info@phoenixcon.com)