


DFK-PC 4/ 2-G-7,62-FS4,8 BK - Feed-through header



1753488

<https://www.phoenixcontact.com/us/products/1753488>

Please be informed that the data shown in this PDF document is generated from our online catalog. Please find the complete data in the user documentation. Our general terms of use for downloads are valid.



Feed-through header, nominal cross section: 4 mm², color: black, nominal current: 15 A, rated voltage (III/2): 400 V, contact surface: Sn, contact connection type: Pin, number of potentials: 2, number of rows: 1, number of positions: 2, number of connections: 2, product range: DFK-PC 4/..-G -FS4,8, pitch: 7.62 mm, connection method: Spade connection, mounting: Direct mounting, number of solder pins per potential: 1, plug-in system: COMBICON PC 4, Pin connector pattern alignment: Standard, locking: without, mounting method: without, type of packaging: packed in cardboard

Your advantages

- Space-saving, standardized slip-on connection allows worldwide use
- Cable connection on the inside of the device enables flexible positioning of the panel feed-through

Commercial data

| | |
|--------------------------------------|---------------|
| Item number | 1753488 |
| Packing unit | 50 pc |
| Minimum order quantity | 50 pc |
| Sales key | AA04 |
| Product key | AADWAA |
| GTIN | 4046356326445 |
| Weight per piece (including packing) | 5.68 g |
| Weight per piece (excluding packing) | 5.001 g |
| Customs tariff number | 85366990 |
| Country of origin | BG |

DFK-PC 4/ 2-G-7,62-FS4,8 BK - Feed-through header



1753488

<https://www.phoenixcontact.com/us/products/1753488>

Technical data

Product properties

| | |
|---------------------------|-----------------------|
| Product type | Feed-through header |
| Product family | DFK-PC 4/..-G -FS4,8 |
| Product line | COMBICON Connectors L |
| Number of positions | 2 |
| Pitch | 7.62 mm |
| Number of connections | 2 |
| Number of rows | 1 |
| Number of potentials | 2 |
| Mounting type | without |
| Solder pins per potential | 1 |

Electrical properties

Properties

| | |
|-----------------------------|-------|
| Nominal current I_N | 15 A |
| Nominal voltage U_N | 400 V |
| Rated voltage (III/3) | 400 V |
| Rated surge voltage (III/3) | 4 kV |
| Rated voltage (III/2) | 400 V |
| Rated surge voltage (III/2) | 4 kV |
| Rated voltage (II/2) | 800 V |
| Rated surge voltage (II/2) | 4 kV |

Mounting

| | |
|---------------|-----------------|
| Mounting type | Direct mounting |
|---------------|-----------------|

Material specifications

Material data - contact

| | |
|---|--|
| Note | WEEE/RoHS-compliant, free of whiskers according to IEC 60068-2-82/JEDEC JESD 201 |
| Contact material | Cu alloy |
| Surface characteristics | Tin-plated |
| Metal surface contact area (top layer) | Tin (5 μm - 10 μm Sn) |
| Metal surface contact area (middle layer) | Nickel (2 μm - 5 μm Ni) |
| Metal surface soldering area (top layer) | Tin (5 μm - 10 μm Sn) |
| Metal surface soldering area (middle layer) | Nickel (2 μm - 5 μm Ni) |

Material data - housing

| | |
|---------------------------|--------------|
| Color (Housing) | black (9005) |
| Insulating material | PA |
| Insulating material group | I |

DFK-PC 4/ 2-G-7,62-FS4,8 BK - Feed-through header



1753488

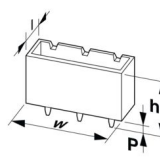
<https://www.phoenixcontact.com/us/products/1753488>

| | |
|--|-----|
| CTI according to IEC 60112 | 600 |
| Flammability rating according to UL 94 | V2 |

Notes

| | |
|--------------------|--|
| Notes on operation | In accordance with IEC 61984, COMBICON connectors have no switching power (COC). During designated use, they must not be plugged in or disconnected when carrying voltage or under load. |
|--------------------|--|

Dimensions

| | |
|---------------------|--|
| Dimensional drawing |  |
| Pitch | 7.62 mm |
| Width [w] | 30.46 mm |
| Height [h] | 14.3 mm |
| Length [l] | 37.35 mm |
| Pin dimensions | 0.8 x 4.8 mm |

Electrical tests

Air clearances and creepage distances |

| | |
|--|---------------------|
| Specification | IEC 60664-1:2007-04 |
| Insulating material group | I |
| Comparative tracking index (IEC 60112) | CTI 600 |
| Rated insulation voltage (III/3) | 400 V |
| Rated surge voltage (III/3) | 4 kV |
| minimum clearance value - non-homogenous field (III/3) | 3 mm |
| minimum creepage distance (III/3) | 5 mm |
| Rated insulation voltage (III/2) | 400 V |
| Rated surge voltage (III/2) | 4 kV |
| minimum clearance value - non-homogenous field (III/2) | 3 mm |
| minimum creepage distance (III/2) | 3 mm |
| Rated insulation voltage (II/2) | 800 V |
| Rated surge voltage (II/2) | 4 kV |
| minimum clearance value - non-homogenous field (II/2) | 3 mm |
| minimum creepage distance (II/2) | 4 mm |

Environmental and real-life conditions

Ambient conditions

| | |
|---|------------------|
| Ambient temperature (storage/transport) | -40 °C ... 70 °C |
| Relative humidity (storage/transport) | 30 % ... 70 % |
| Ambient temperature (assembly) | -5 °C ... 100 °C |

DFK-PC 4/ 2-G-7,62-FS4,8 BK - Feed-through header



1753488

<https://www.phoenixcontact.com/us/products/1753488>

| | |
|---------------------------------|---|
| Ambient temperature (operation) | -40 °C ... 100 °C (dependent on the derating curve) |
|---------------------------------|---|

Ambient conditions

| | |
|---|---|
| Ambient temperature (operation) | -40 °C ... 100 °C (dependent on the derating curve) |
| Ambient temperature (storage/transport) | -40 °C ... 70 °C |
| Relative humidity (storage/transport) | 30 % ... 70 % |
| Ambient temperature (assembly) | -5 °C ... 100 °C |

Packaging specifications

| | |
|-------------------|---------------------|
| Type of packaging | packed in cardboard |
|-------------------|---------------------|

Packaging specifications

| | |
|-------------------|---------------------|
| Type of packaging | packed in cardboard |
|-------------------|---------------------|

DFK-PC 4/ 2-G-7,62-FS4,8 BK - Feed-through header





1753488

<https://www.phoenixcontact.com/us/products/1753488>

Approvals

To download certificates, visit the product detail page: <https://www.phoenixcontact.com/us/products/1753488>

|  cULus Recognized Approval ID: E60425-19920722 | | | | |
|---|-----------------------|-----------------------|-------------------|----------------------|
| | Nominal voltage U_N | Nominal current I_N | Cross section AWG | Cross section mm^2 |
| B | | | | |
| For 600 V applications, additional insulation is required on the solder pins | 300 V | 20 A | - | - |
| C | | | | |
| For 600 V applications, additional insulation is required on the solder pins | 300 V | 20 A | - | - |

|  CSA Approval ID: 2355836 | | | | |
|--|-----------------------|-----------------------|-------------------|----------------------|
| | Nominal voltage U_N | Nominal current I_N | Cross section AWG | Cross section mm^2 |
| B | | | | |
| | 300 V | 20 A | - | - |
| C | | | | |
| | 300 V | 20 A | - | - |

1753488

<https://www.phoenixcontact.com/us/products/1753488>

Classifications

ECLASS

| | |
|-------------|----------|
| ECLASS-13.0 | 27460201 |
| ECLASS-15.0 | 27460201 |

ETIM

| | |
|-----------|----------|
| ETIM 10.0 | EC002637 |
|-----------|----------|

UNSPSC

| | |
|-------------|----------|
| UNSPSC 21.0 | 39121400 |
|-------------|----------|

1753488

<https://www.phoenixcontact.com/us/products/1753488>

Environmental product compliance

EU RoHS

| | |
|---|--------------------|
| Fulfills EU RoHS substance requirements | Yes, No exemptions |
|---|--------------------|

China RoHS

| | |
|--|--|
| Environment friendly use period (EFUP) | EFUP-E |
| | No hazardous substances above the limits |

EU REACH SVHC

| | |
|-------------------------------------|----------------------------|
| REACH candidate substance (CAS No.) | No substance above 0.1 wt% |
|-------------------------------------|----------------------------|

EF3.1 Climate Change

| | |
|---------|---------------|
| CO2e kg | 0.026 kg CO2e |
|---------|---------------|

Phoenix Contact 2026 © - all rights reserved
<https://www.phoenixcontact.com>

Phoenix Contact USA
586 Fulling Mill Road
Middletown, PA 17057, United States
(+717) 944-1300
info@phoenixcon.com