

FKCN 2,5/14-ST - PCB connector




1732852

<https://www.phoenixcontact.com/us/products/1732852>

Please be informed that the data shown in this PDF document is generated from our online catalog. Please find the complete data in the user documentation. Our general terms of use for downloads are valid.



PCB connector, nominal cross section: 2.5 mm², color: green, nominal current: 12 A, rated voltage (III/2): 320 V, contact surface: Sn, contact connection type: Socket, number of potentials: 14, number of rows: 1, number of positions: 14, number of connections: 14, product range: FKCN 2,5/..-ST, pitch: 5 mm, connection method: Push-in spring connection, conductor/PCB connection direction: 0 °, locking clip: - Locking clip, plug-in system: COMBICON MSTB 2,5, locking: without, mounting method: without, type of packaging: packed in cardboard



Your advantages

- Time saving push-in connection, tools not required
- Intuitive operation due to color-coded actuating push button
- Extremely small design for the respective conductor cross-section
- Defined contact force ensures that contact remains stable over the long term
- Can be combined with the MSTB 2,5 range

Commercial data

| | |
|--------------------------------------|--------------------------------|
| Item number | 1732852 |
| Packing unit | 50 pc |
| Minimum order quantity | 50 pc |
| Note | Made to order (non-returnable) |
| Sales key | AA03 |
| Product key | AACFEA |
| GTIN | 4046356163859 |
| Weight per piece (including packing) | 18.02 g |
| Weight per piece (excluding packing) | 17.5 g |
| Customs tariff number | 85366990 |
| Country of origin | CN |

1732852

<https://www.phoenixcontact.com/us/products/1732852>

Technical data

Product properties

| | |
|-----------------------|-----------------------|
| Product type | PCB connector |
| Product family | FKCN 2,5/..-ST |
| Product line | COMBICON Connectors M |
| Type | Standard |
| Number of positions | 14 |
| Pitch | 5 mm |
| Number of connections | 14 |
| Number of rows | 1 |
| Number of potentials | 14 |
| Mounting type | without |

Electrical properties

Properties

| | |
|-----------------------------|--------|
| Nominal current I_N | 12 A |
| Nominal voltage U_N | 320 V |
| Contact resistance | 1.1 mΩ |
| Rated voltage (III/3) | 320 V |
| Rated surge voltage (III/3) | 4 kV |
| Rated voltage (III/2) | 320 V |
| Rated surge voltage (III/2) | 4 kV |
| Rated voltage (II/2) | 630 V |
| Rated surge voltage (II/2) | 4 kV |

Connection data

Connection technology

| | |
|-------------------------|--|
| Type | Standard |
| Connector system | COMBICON MSTB 2,5 COMBICON MSTB 2,5 |
| Nominal cross section | 2.5 mm ² |
| Contact connection type | Socket |

Interlock

| | |
|---------------|---------|
| Locking type | without |
| Mounting type | without |

Conductor connection

| | |
|------------------------------------|---|
| Connection method | Push-in spring connection |
| Conductor/PCB connection direction | 0 ° |
| Conductor cross-section rigid | 0.2 mm ² ... 1.5 mm ² |
| Conductor cross-section flexible | 0.2 mm ² ... 2.5 mm ² |

FKCN 2,5/14-ST - PCB connector

1732852

<https://www.phoenixcontact.com/us/products/1732852>

| | |
|---|--|
| Conductor cross-section AWG | 24 ... 16 |
| Conductor cross-section, flexible, with ferrule, without plastic sleeve | 0.25 mm ² ... 1.5 mm ² |
| Conductor cross-section, flexible, with ferrule, with plastic sleeve | 0.25 mm ² ... 1.5 mm ² |
| Cylindrical gauge a x b / diameter | 2.4 mm x 1.5 mm / 1.6 mm |
| Stripping length | 10 mm |

Specifications for ferrules without insulating collar

| | |
|---------------------------|--------------------|
| recommended crimping tool | 1212034 CRIMPFOX 6 |
|---------------------------|--------------------|

Specifications for ferrules with insulating collar

| | |
|---------------------------|--------------------|
| recommended crimping tool | 1212034 CRIMPFOX 6 |
|---------------------------|--------------------|

Material specifications

Material data - contact

| | |
|--|--|
| Note | WEEE/RoHS-compliant, free of whiskers according to IEC 60068-2-82/JEDEC JESD 201 |
| Contact material | Cu alloy |
| Surface characteristics | hot-dip tin-plated |
| Metal surface terminal point (top layer) | Tin (4 µm - 8 µm Sn) |
| Metal surface contact area (top layer) | Tin (4 µm - 8 µm Sn) |


Material data - housing

| | |
|--|--------------|
| Color (Housing) | green (6021) |
| Insulating material | PBT |
| Insulating material group | I |
| CTI according to IEC 60112 | 600 |
| Flammability rating according to UL 94 | V0 |

Material data - actuating element

| | |
|--|---------------|
| Color (Actuating element) | orange (2003) |
| Insulating material | PA |
| Insulating material group | I |
| CTI according to IEC 60112 | 600 |
| Flammability rating according to UL 94 | V0 |

Dimensions

| | |
|---------------------|--|
| Dimensional drawing |  |
| Pitch | 5 mm |
| Width [w] | 70 mm |
| Height [h] | 10.9 mm |

FKCN 2,5/14-ST - PCB connector



1732852

<https://www.phoenixcontact.com/us/products/1732852>

| | |
|------------|---------|
| Length [l] | 27.1 mm |
|------------|---------|

Notes

| | |
|--------------------|--|
| Notes on operation | In accordance with IEC 61984, COMBICON connectors have no switching power (COC). During designated use, they must not be plugged in or disconnected when carrying voltage or under load. |
|--------------------|--|

Mechanical tests

Conductor connection

| | |
|---------------|---------------------|
| Specification | IEC 60999-1:1999-11 |
| Result | Test passed |

Test for conductor damage and slackening

| | |
|---------------|---------------------|
| Specification | IEC 60999-1:1999-11 |
| Result | Test passed |

Repeated connection and disconnection

| | |
|---------------|---------------------|
| Specification | IEC 60999-1:1999-11 |
| Result | Test passed |

Pull-out test

| | |
|---|---|
| Specification | IEC 60999-1:1999-11 |
| Conductor cross-section/conductor type/tractive force setpoint/actual value | 0.2 mm ² / solid / > 10 N |
| | 0.2 mm ² / flexible / > 10 N |
| | 1.5 mm ² / solid / > 40 N |
| | 2.5 mm ² / flexible / > 50 N |

Insertion and withdrawal forces

| | |
|-------------------------------------|------------------------|
| Specification | IEC 60512-13-2:2006-02 |
| Result | Test passed |
| No. of cycles | 25 |
| Insertion strength per pos. approx. | 8 N |
| Withdraw strength per pos. approx. | 6 N |

Resistance of inscriptions

| | |
|---------------|------------------------|
| Specification | IEC 60068-2-70:1995-12 |
| Result | Test passed |

Polarization and coding

| | |
|---------------|------------------------|
| Specification | IEC 60512-13-5:2006-02 |
| Result | Test passed |

Visual inspection

| | |
|---------------|-----------------------|
| Specification | IEC 60512-1-1:2002-02 |
| Result | Test passed |

Dimension check

| | |
|---------------|-----------------------|
| Specification | IEC 60512-1-2:2002-02 |
|---------------|-----------------------|

| | |
|--------|-------------|
| Result | Test passed |
|--------|-------------|

Environmental and real-life conditions

Durability test

| | |
|--|-----------------------|
| Specification | IEC 60512-9-1:2010-03 |
| Impulse withstand voltage at sea level | 4.8 kV |
| Contact resistance R_1 | 1.1 m Ω |
| Contact resistance R_2 | 1.1 m Ω |
| Insertion/withdrawal cycles | 25 |
| Insulation resistance, neighboring positions | > 5 M Ω |

Climatic test

| | |
|-----------------------------------|---|
| Specification | ISO 6988:1985-02 |
| Corrosive stress | 0.2 dm ³ SO ₂ on 300 dm ³ /40 °C/1 cycle |
| Thermal stress | 100 °C/168 h |
| Power-frequency withstand voltage | 2.21 kV |

Vibration test

| | |
|------------------------|-----------------------------|
| Specification | IEC 60068-2-6:2007-12 |
| Frequency | 10 - 150 - 10 Hz |
| Sweep speed | 1 octave/min |
| Amplitude | 0.35 mm (10 Hz ... 60.1 Hz) |
| Acceleration | 5g (60.1 Hz ... 150 Hz) |
| Test duration per axis | 2.5 h |
| Test directions | X-, Y- and Z-axis |

Ambient conditions

| | |
|---|---|
| Ambient temperature (storage/transport) | -40 °C ... 70 °C |
| Relative humidity (storage/transport) | 30 % ... 70 % |
| Ambient temperature (assembly) | -5 °C ... 100 °C |
| Ambient temperature (operation) | -40 °C ... 100 °C (dependent on the derating curve) |

Electrical tests

Thermal test | Test group C

| | |
|----------------------------|-----------------------|
| Specification | IEC 60512-5-1:2002-02 |
| Tested number of positions | 18 |

Insulation resistance

| | |
|--|-----------------------|
| Specification | IEC 60512-3-1:2002-02 |
| Insulation resistance, neighboring positions | > 5 M Ω |

Air clearances and creepage distances |

| | |
|--|---------------------|
| Specification | IEC 60664-1:2007-04 |
| Insulating material group | I |
| Comparative tracking index (IEC 60112) | CTI 600 |

FKCN 2,5/14-ST - PCB connector



1732852

<https://www.phoenixcontact.com/us/products/1732852>

| | |
|--|--------|
| Rated insulation voltage (III/3) | 320 V |
| Rated surge voltage (III/3) | 4 kV |
| minimum clearance value - non-homogenous field (III/3) | 3 mm |
| minimum creepage distance (III/3) | 4 mm |
| Rated insulation voltage (III/2) | 320 V |
| Rated surge voltage (III/2) | 4 kV |
| minimum clearance value - non-homogenous field (III/2) | 3 mm |
| minimum creepage distance (III/2) | 3 mm |
| Rated insulation voltage (II/2) | 630 V |
| Rated surge voltage (II/2) | 4 kV |
| minimum clearance value - non-homogenous field (II/2) | 3 mm |
| minimum creepage distance (II/2) | 3.2 mm |

Packaging specifications

| | |
|-------------------|---------------------|
| Type of packaging | packed in cardboard |
|-------------------|---------------------|

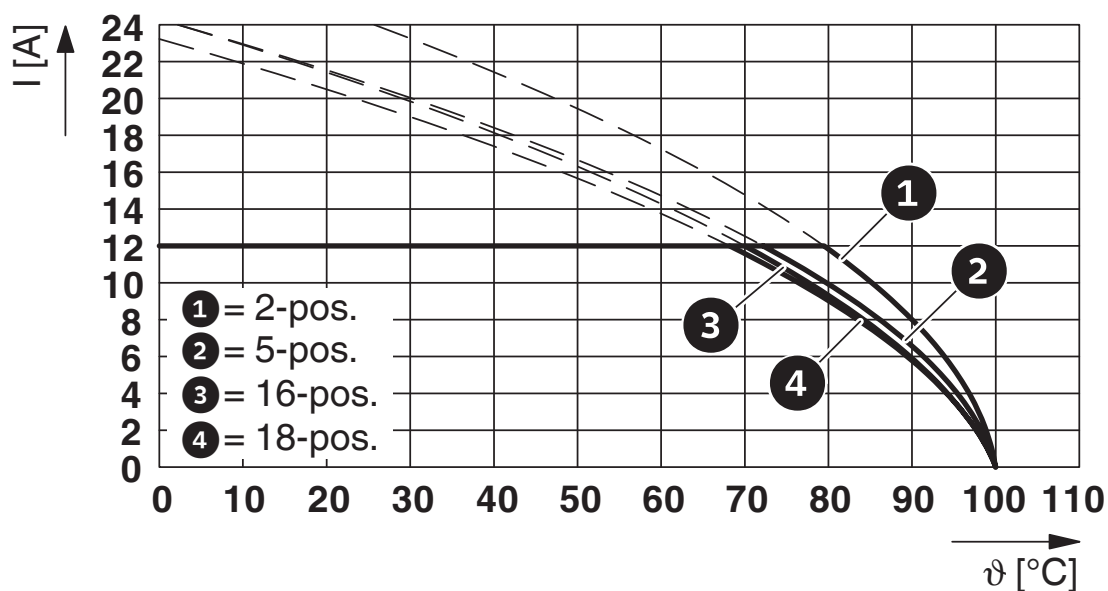
Drawings

Diagram



Type: FKCN 2,5/...-ST with MSTB 2,5/...-G

Diagram



Type: FKCN 2,5/...-ST with MSTBA 2,5/...-G

FKCN 2,5/14-ST - PCB connector



1732852

<https://www.phoenixcontact.com/us/products/1732852>

Diagram



Type: FKCN 2,5/...-ST with MSTBV 2,5/...-G

Diagram



Type: FKCN 2,5/...-ST with MSTBVA 2,5/...-G

FKCN 2,5/14-ST - PCB connector



1732852

<https://www.phoenixcontact.com/us/products/1732852>



Type: FKCN 2,5/...-ST with MSTBW 2,5/...-G



Type: FKCN 2,5/...-ST with MDSTB 2,5/...-G

FKCN 2,5/14-ST - PCB connector

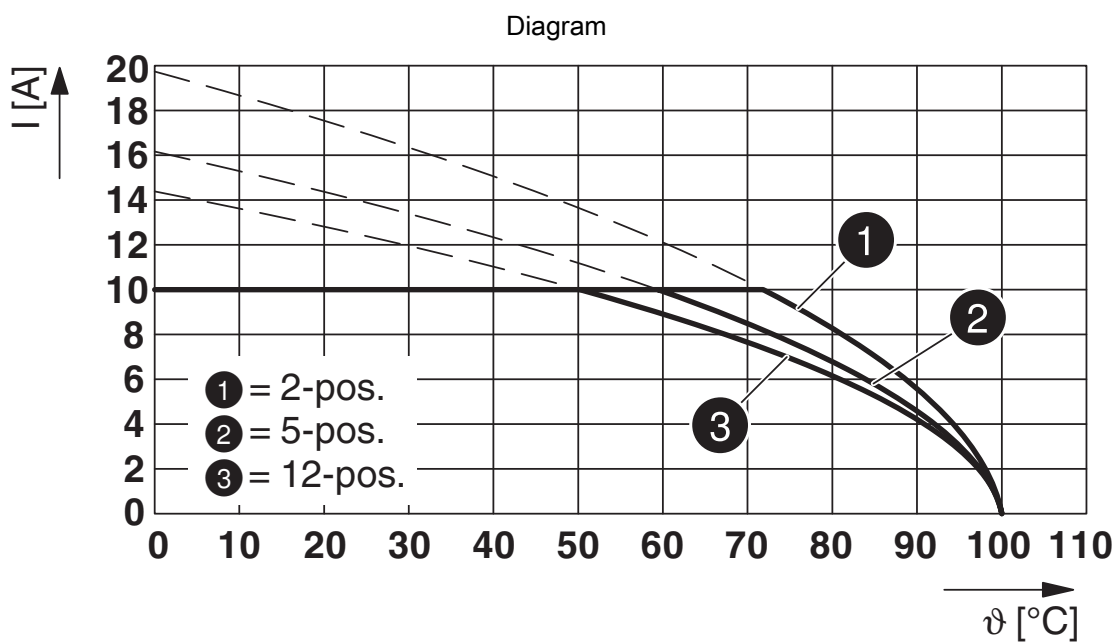


1732852

<https://www.phoenixcontact.com/us/products/1732852>



Type: FKCN 2,5/...-ST with MDSTBA 2,5/...-G



Type: FKCN 2,5/...-ST with MDSTBV 2,5/...-G

FKCN 2,5/14-ST - PCB connector



1732852

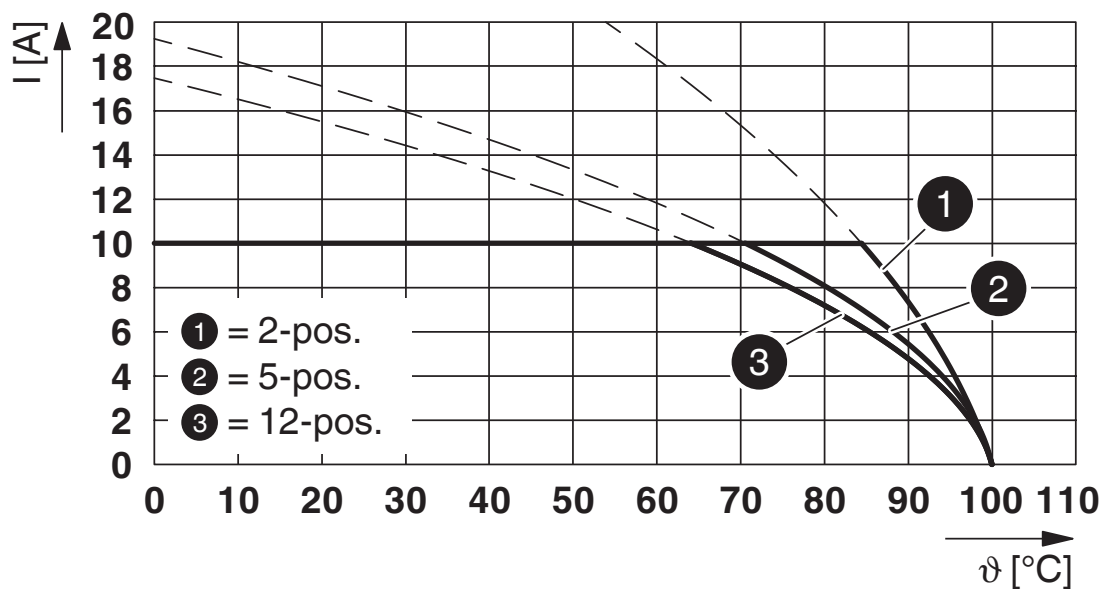
<https://www.phoenixcontact.com/us/products/1732852>

Diagram



Type: FKCN 2,5/...-ST with MDSTBVA 2,5/...-G

Diagram



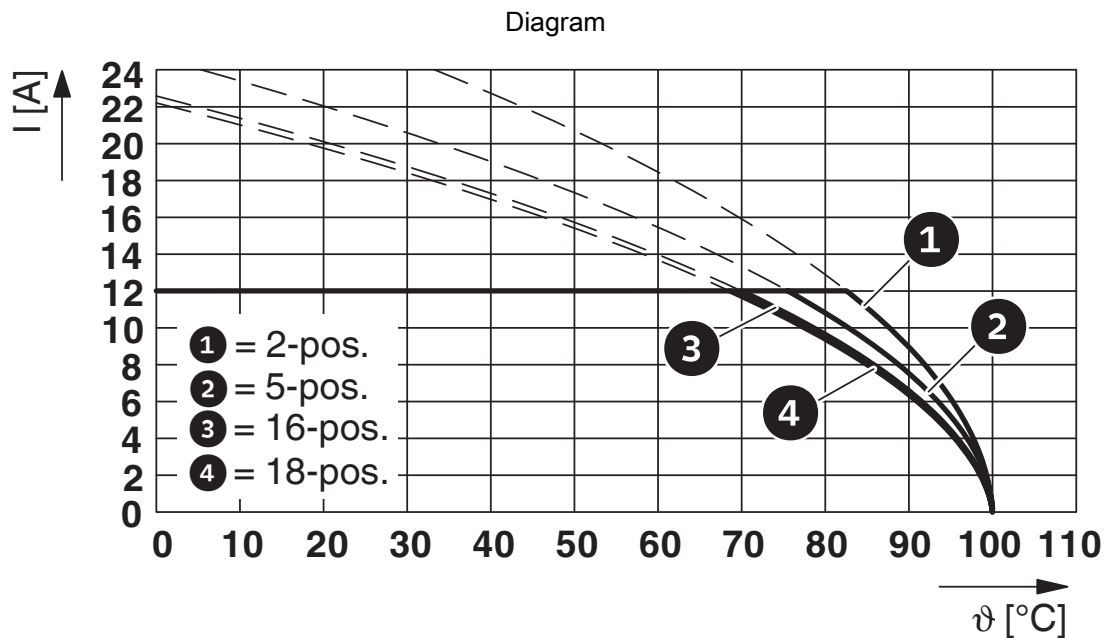
Type: FKCN 2,5/...-ST with MDSTBW 2,5/...-G

FKCN 2,5/14-ST - PCB connector

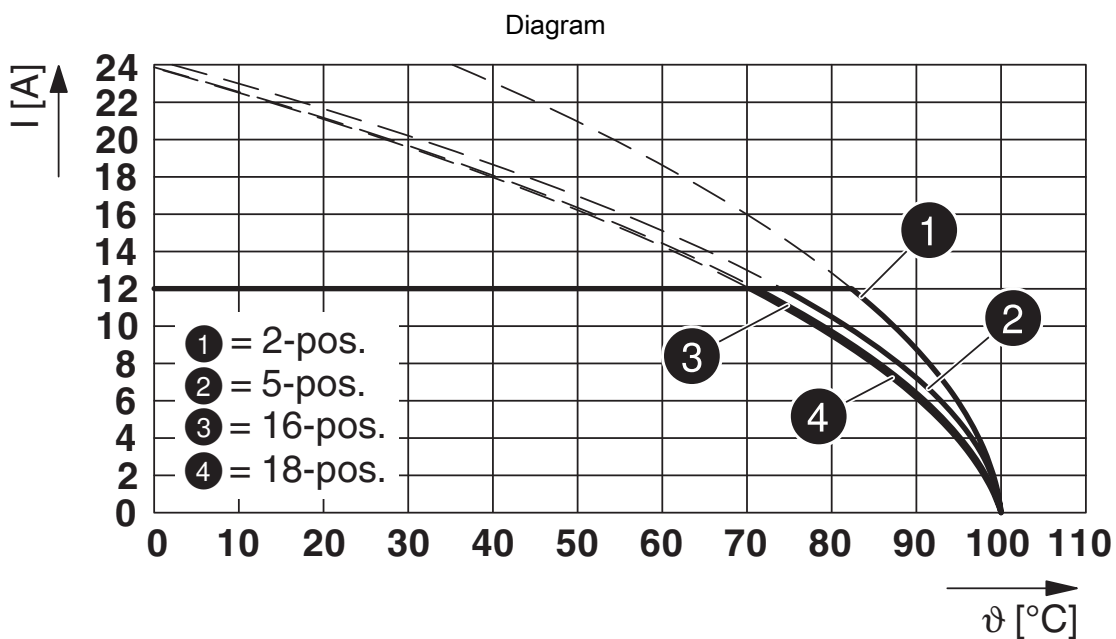


1732852

<https://www.phoenixcontact.com/us/products/1732852>



Type: FKCN 2,5/...-ST with SMSTB 2,5/...-G



Type: FKCN 2,5/...-ST with SMSTBA 2,5/...-G

FKCN 2,5/14-ST - PCB connector

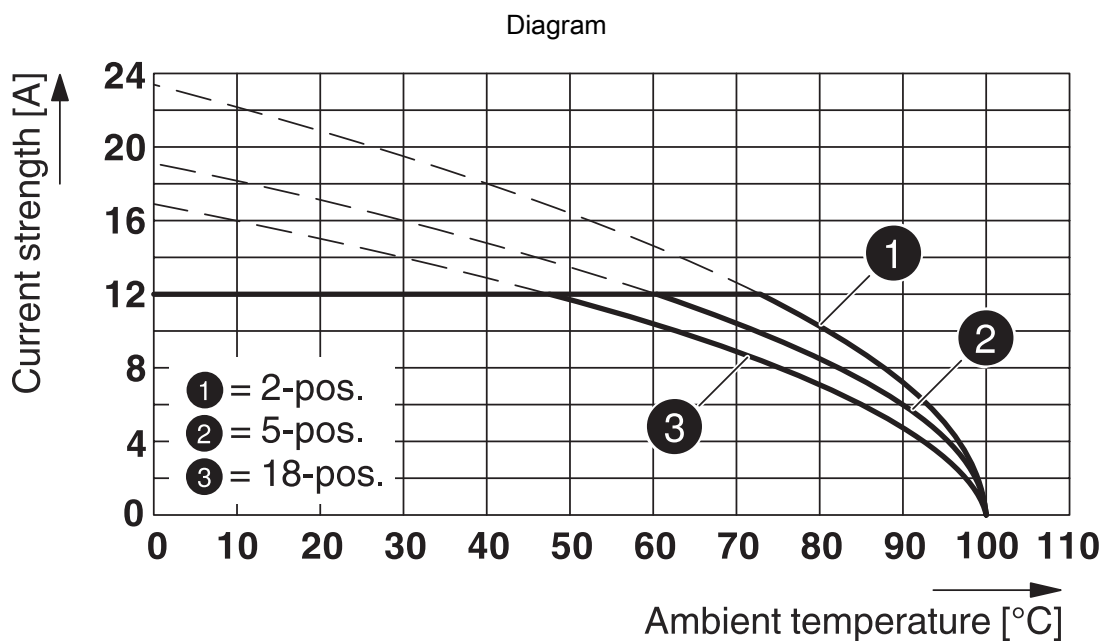


1732852

<https://www.phoenixcontact.com/us/products/1732852>



Type: FKCN 2,5/...-ST with MDSTB 2,5/...-G1



Type: FKCN 2,5/...-ST with CCDN 2,5/...-G1 P26 THR

FKCN 2,5/14-ST - PCB connector

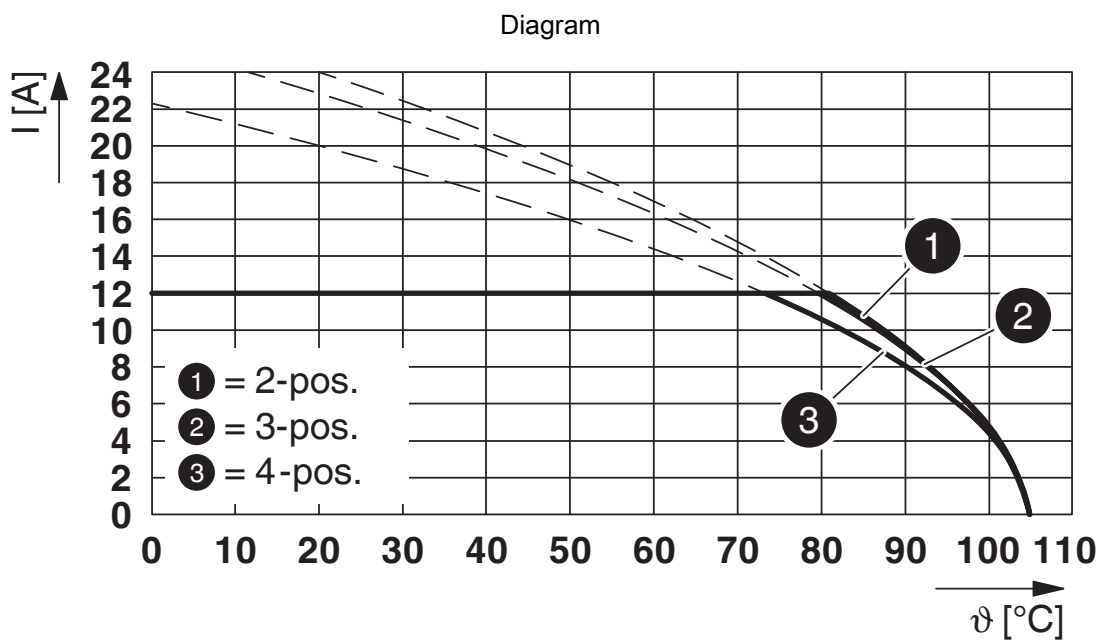


1732852

<https://www.phoenixcontact.com/us/products/1732852>



Type: FKCN 2,5/...-ST with MDSTBV 2,5/...-G1



Type: FKCN 2,5/...-ST with MSTBO 2,5/...-G1R

FKCN 2,5/14-ST - PCB connector



1732852

<https://www.phoenixcontact.com/us/products/1732852>

Diagram



Type: FKCN 2,5/...-ST with MSTBO 2,5/...-G1L

Diagram



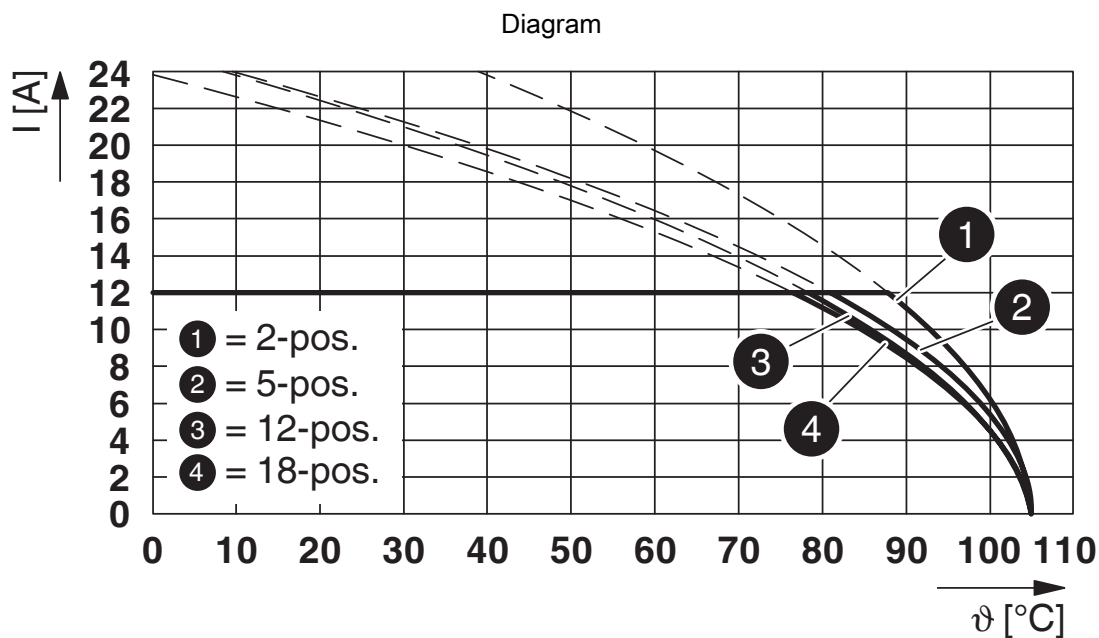
Type: FKCN 2,5/...-ST with DFK-MSTB 2,5/...-G

FKCN 2,5/14-ST - PCB connector



1732852

<https://www.phoenixcontact.com/us/products/1732852>



Type: FKCN 2,5/...-ST with FKIC 2,5/...-ST

FKCN 2,5/14-ST - PCB connector



1732852

<https://www.phoenixcontact.com/us/products/1732852>

Approvals

To download certificates, visit the product detail page: <https://www.phoenixcontact.com/us/products/1732852>

|  VDE report with production monitoring Approval ID: 40041908 | | | | |
|---|-----------------------|-----------------------|-------------------|-----------------------------|
| | Nominal voltage U_N | Nominal current I_N | Cross section AWG | Cross section mm^2 |
| keine | | | | |
| | 400 V | 12 A | - | 0.2 - 2.5 |

FKCN 2,5/14-ST - PCB connector



1732852

<https://www.phoenixcontact.com/us/products/1732852>

Classifications

ECLASS

| | |
|-------------|----------|
| ECLASS-13.0 | 27460202 |
| ECLASS-15.0 | 27460202 |

ETIM

| | |
|-----------|----------|
| ETIM 10.0 | EC002638 |
|-----------|----------|

UNSPSC

| | |
|-------------|----------|
| UNSPSC 21.0 | 39121400 |
|-------------|----------|

FKCN 2,5/14-ST - PCB connector



1732852

<https://www.phoenixcontact.com/us/products/1732852>

Environmental product compliance

EU RoHS

| | |
|---|--------------------|
| Fulfills EU RoHS substance requirements | Yes, No exemptions |
|---|--------------------|

China RoHS

| | |
|--|--|
| Environment friendly use period (EFUP) | EFUP-E |
| | No hazardous substances above the limits |

EU REACH SVHC

| | |
|-------------------------------------|----------------------------|
| REACH candidate substance (CAS No.) | No substance above 0.1 wt% |
|-------------------------------------|----------------------------|

EF3.1 Climate Change

| | |
|---------|---------------|
| CO2e kg | 0.226 kg CO2e |
|---------|---------------|

Phoenix Contact 2026 © - all rights reserved
<https://www.phoenixcontact.com>

Phoenix Contact USA
586 Fulling Mill Road
Middletown, PA 17057, United States
(+717) 944-1300
info@phoenixcon.com