

# PTDA 1,5/ 4-3,5 - PCB terminal block



1724938

<https://www.phoenixcontact.com/us/products/1724938>

Please be informed that the data shown in this PDF document is generated from our online catalog. Please find the complete data in the user documentation. Our general terms of use for downloads are valid.



PCB terminal block, nominal current: 17.5 A, rated voltage (III/2): 240 V, nominal cross section: 1.5 mm<sup>2</sup>, number of potentials: 4, number of rows: 1, number of positions per row: 4, product range: PTDA 1,5/, pitch: 3.5 mm, connection method: Push-in spring connection, mounting: Wave soldering, conductor/PCB connection direction: 45 °, color: green, Pin layout: Linear pinning, Solder pin [P]: 3.5 mm, number of solder pins per potential: 2, type of packaging: packed in cardboard

## Your advantages

- Time saving push-in connection, tools not required
- Defined contact force ensures that contact remains stable over the long term
- Potentials can be easily looped through – ideal for BUS applications
- Quick and convenient testing using integrated test option
- Rounded type for individual device design
- Two solder pins reduce the mechanical strain on the soldering spots

## Commercial data

Item number	1724938
Packing unit	50 pc
Minimum order quantity	250 pc
Sales key	AA12
Product key	AALBBA
GTIN	4046356128971
Weight per piece (including packing)	4.971 g
Weight per piece (excluding packing)	4.87 g
Customs tariff number	85369010
Country of origin	PL

# PTDA 1,5/ 4-3,5 - PCB terminal block



1724938

<https://www.phoenixcontact.com/us/products/1724938>

## Technical data

### Product properties

Product type	PCB terminal block
Product family	PTDA 1,5/
Product line	COMBICON Terminals S
Number of positions	4
Pitch	3.5 mm
Number of connections	8
Number of rows	1
Number of potentials	4
Pin layout	Linear pinning
Solder pins per potential	2

### Electrical properties

#### Properties

Nominal current $I_N$	17.5 A
Nominal voltage $U_N$	240 V
Rated voltage (III/3)	200 V
Rated surge voltage (III/3)	2.5 kV
Rated voltage (III/2)	240 V
Rated surge voltage (III/2)	2.5 kV
Rated voltage (II/2)	400 V
Rated surge voltage (II/2)	2.5 kV

### Connection data

#### Connection technology

Nominal cross section	1.5 mm <sup>2</sup>
-----------------------	---------------------

#### Conductor connection

Connection method	Push-in spring connection
Conductor cross-section rigid	0.2 mm <sup>2</sup> ... 1.5 mm <sup>2</sup>
Conductor cross-section flexible	0.2 mm <sup>2</sup> ... 1.5 mm <sup>2</sup>
Conductor cross-section AWG	24 ... 16
Conductor cross-section, flexible, with ferrule, without plastic sleeve	0.5 mm <sup>2</sup> ... 1.5 mm <sup>2</sup>
Conductor cross-section, flexible, with ferrule, with plastic sleeve	0.5 mm <sup>2</sup> ... 0.5 mm <sup>2</sup>
2 conductors with the same cross section, flexible, with TWIN ferrule with plastic sleeve	0.5 mm <sup>2</sup> ... 0.5 mm <sup>2</sup>
Stripping length	10 mm

### Mounting

Mounting type	Wave soldering
Pin layout	Linear pinning

# PTDA 1,5/ 4-3,5 - PCB terminal block

1724938

<https://www.phoenixcontact.com/us/products/1724938>

## Material specifications

### Material data - contact

Note	WEEE/RoHS-compliant, free of whiskers according to IEC 60068-2-82/JEDEC JESD 201
Contact material	Cu alloy
Surface characteristics	Tin-plated
Metal surface terminal point (top layer)	Tin (4 µm - 8 µm Sn)
Metal surface soldering area (top layer)	Tin (4 µm - 8 µm Sn)

### Material data - housing

Color (Housing)	green (6021)
Insulating material	PA
Insulating material group	I
CTI according to IEC 60112	600
Flammability rating according to UL 94	V0
Glow wire flammability index GWFI according to EN 60695-2-12	850
Glow wire ignition temperature GWIT according to EN 60695-2-13	775
Temperature for the ball pressure test according to EN 60695-10-2	125 °C

## Dimensions

Dimensional drawing	
Pitch	3.5 mm
Width [w]	18.4 mm
Height [h]	19.5 mm
Length [l]	16 mm
Installed height	16 mm
Solder pin length [P]	3.5 mm
Pin dimensions	1 x 0.4 mm

### PCB design

Pin spacing	3.5 mm
Hole diameter	1.3 mm

## Mechanical tests

### Connection test

Specification	IEC 60998-2-2:2002-12
Result	Test passed

# PTDA 1,5/ 4-3,5 - PCB terminal block



1724938

<https://www.phoenixcontact.com/us/products/1724938>

## Test for conductor damage and slackening

Specification	IEC 60998-2-2:2002-12
Result	Test passed

## Pull-out test

Specification	IEC 60998-2-2:2002-12
Conductor cross-section/conductor type/tractive force setpoint/actual value	0.2 mm <sup>2</sup> / solid / > 10 N
	0.2 mm <sup>2</sup> / flexible / > 10 N
	1.5 mm <sup>2</sup> / solid / > 40 N
	1.5 mm <sup>2</sup> / flexible / > 40 N

## Flexion test

Specification	IEC 60998-2-2:2002-12
Result	Test passed

## Electrical tests

### Temperature-rise test

Specification	IEC 60947-7-4:2019-01
Requirement temperature-rise test	The sum of ambient temperature and temperature rise of the PCB terminal block shall not exceed the upper limiting temperature.

### Insulation resistance

Specification	IEC 60998-1:2002-12
Insulation resistance, neighboring positions	> 5 MΩ

### Air clearances and creepage distances |

Specification	IEC 60664-1:2007-04
Insulating material group	I
Comparative tracking index (IEC 60112)	CTI 600
Rated insulation voltage (III/3)	200 V
Rated surge voltage (III/3)	2.5 kV
minimum clearance value - non-homogenous field (III/3)	1.5 mm
minimum creepage distance (III/3)	2.5 mm
Rated insulation voltage (III/2)	240 V
Rated surge voltage (III/2)	2.5 kV
minimum clearance value - non-homogenous field (III/2)	1.5 mm
minimum creepage distance (III/2)	1.25 mm
Rated insulation voltage (II/2)	400 V
Rated surge voltage (II/2)	2.5 kV
minimum clearance value - non-homogenous field (II/2)	1.5 mm
minimum creepage distance (II/2)	2 mm

## Environmental and real-life conditions

### Vibration test

# PTDA 1,5/ 4-3,5 - PCB terminal block



1724938

<https://www.phoenixcontact.com/us/products/1724938>

Specification	IEC 60068-2-6:1995-03
Frequency	10 - 150 - 10 Hz
Sweep speed	1 octave/min
Amplitude	0.35 mm (10 Hz ... 60.1 Hz)
Acceleration	5g (60.1 Hz ... 150 Hz)
Test duration per axis	2.5 h
Test directions	X-, Y- and Z-axis

## Glow-wire test

Specification	IEC 60998-1:2002-12
Temperature	850 °C
Time of exposure	5 s

## Ambient conditions

Ambient temperature (storage/transport)	-40 °C ... 70 °C
Relative humidity (storage/transport)	30 % ... 70 %
Ambient temperature (assembly)	-5 °C ... 100 °C
Ambient temperature (operation)	-40 °C ... 105 °C (Depending on the current carrying capacity/derating curve)

## Packaging specifications

Type of packaging	packed in cardboard
-------------------	---------------------

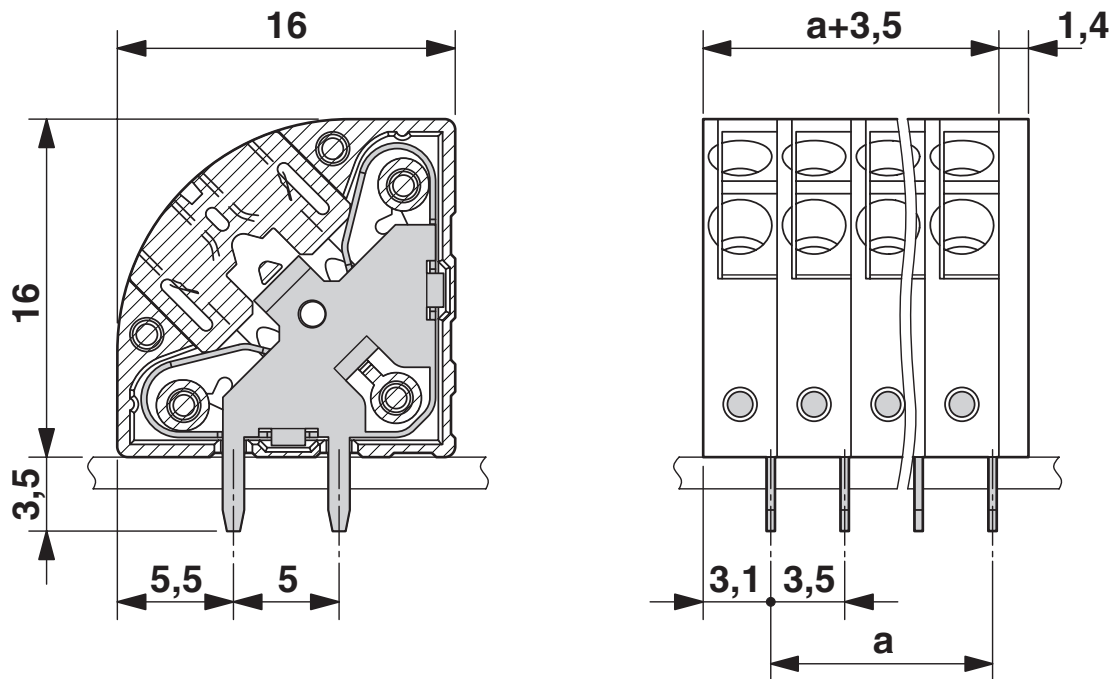
# PTDA 1,5/ 4-3,5 - PCB terminal block

1724938

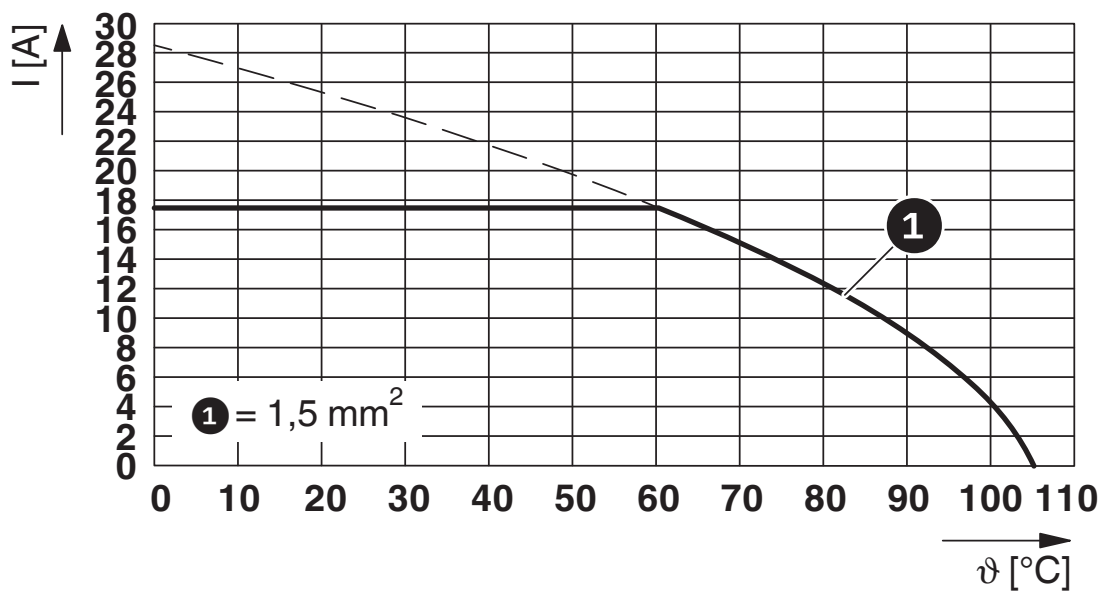
<https://www.phoenixcontact.com/us/products/1724938>

## Drawings

Dimensional drawing



Diagram



Type: PTDA 1,5/...-3,5

# PTDA 1,5/ 4-3,5 - PCB terminal block

1724938

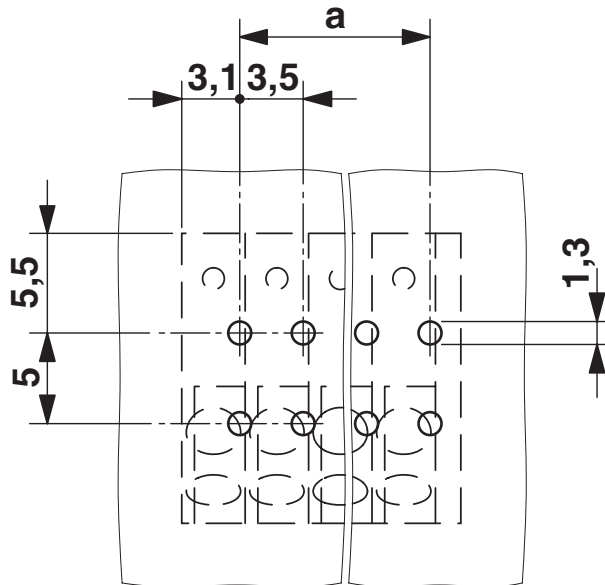
<https://www.phoenixcontact.com/us/products/1724938>



Circuit diagram



Drilling plan/solder pad geometry



# PTDA 1,5/ 4-3,5 - PCB terminal block



1724938

<https://www.phoenixcontact.com/us/products/1724938>

## Approvals

To download certificates, visit the product detail page: <https://www.phoenixcontact.com/us/products/1724938>

 <b>cULus Recognized</b> Approval ID: E60425-20030211				
	Nominal voltage $U_N$	Nominal current $I_N$	Cross section AWG	Cross section $\text{mm}^2$
B				
Standard	300 V	12 A	24 - 16	-
C				
with pitch spacer	150 V	12 A	24 - 16	-
D				
Standard	300 V	10 A	24 - 16	-

 <b>VDE report with production monitoring</b> Approval ID: 40030462				
	Nominal voltage $U_N$	Nominal current $I_N$	Cross section AWG	Cross section $\text{mm}^2$
keine				
	130 V	17.5 A	-	0.2 - 1.5

# PTDA 1,5/ 4-3,5 - PCB terminal block



1724938

<https://www.phoenixcontact.com/us/products/1724938>

## Classifications

### ECLASS

ECLASS-13.0	27460101
ECLASS-15.0	27460101

### ETIM

ETIM 10.0	EC002643
-----------	----------

### UNSPSC

UNSPSC 21.0	39121400
-------------	----------

# PTDA 1,5/ 4-3,5 - PCB terminal block



1724938

<https://www.phoenixcontact.com/us/products/1724938>

## Environmental product compliance

### EU RoHS

Fulfills EU RoHS substance requirements	Yes, No exemptions
---	--------------------

### China RoHS

Environment friendly use period (EFUP)	EFUP-E
	No hazardous substances above the limits

### EU REACH SVHC

REACH candidate substance (CAS No.)	No substance above 0.1 wt%
-------------------------------------	----------------------------

### EF3.1 Climate Change

CO2e kg	0.052 kg CO2e
---------	---------------

Phoenix Contact 2026 © - all rights reserved  
<https://www.phoenixcontact.com>

Phoenix Contact USA  
586 Fulling Mill Road  
Middletown, PA 17057, United States  
(+717) 944-1300  
[info@phoenixcon.com](mailto:info@phoenixcon.com)