

MKKDS 3/ 3 BU - PCB terminal block

1721236

<https://www.phoenixcontact.com/us/products/1721236>

Please be informed that the data shown in this PDF document is generated from our online catalog. Please find the complete data in the user documentation. Our general terms of use for downloads are valid.



PCB terminal block, nominal current: 22 A, rated voltage (III/2): 400 V, nominal cross section: 2.5 mm², number of rows: 2, number of positions per row: 3, product range: MKKDS 3, pitch: 5 mm, connection method: Screw connection with tension sleeve, screw head form: L Slotted, mounting: Wave soldering, conductor/PCB connection direction: 0 °, color: blue, Pin layout: Linear pinning, Solder pin [P]: 5 mm, number of solder pins per potential: 1, type of packaging: packed in cardboard

Your advantages

- Well-known connection principle allows worldwide use
- Low temperature rise, thanks to maximum contact force
- Allows connection of two conductors
- Conductor connection on several levels enables higher contact density
- Integrated protective guide prevents incorrect insertion of the conductor underneath the tension sleeve
- The latching on the side enables various numbers of positions to be combined

Commercial data

| | |
|--------------------------------------|--------------------------------|
| Item number | 1721236 |
| Packing unit | 50 pc |
| Minimum order quantity | 50 pc |
| Note | Made to order (non-returnable) |
| Sales key | AA13 |
| Product key | AAMFKD |
| GTIN | 4017918258061 |
| Weight per piece (including packing) | 15.05 g |
| Weight per piece (excluding packing) | 13.543 g |
| Customs tariff number | 85369010 |
| Country of origin | CN |

MKKDS 3/ 3 BU - PCB terminal block



1721236

<https://www.phoenixcontact.com/us/products/1721236>

Technical data

Product properties

| | |
|---------------------------|----------------------------------|
| Product type | PCB terminal block |
| Product family | MKKDS 3 |
| Product line | COMBICON Terminals M |
| Type | PC terminal block can be aligned |
| Number of positions | 3 |
| Pitch | 5 mm |
| Number of rows | 2 |
| Pin layout | Linear pinning |
| Solder pins per potential | 1 |

Electrical properties

Properties

| | |
|-----------------------------|-------|
| Nominal current I_N | 22 A |
| Nominal voltage U_N | 400 V |
| Rated voltage (III/3) | 250 V |
| Rated surge voltage (III/3) | 4 kV |
| Rated voltage (III/2) | 400 V |
| Rated surge voltage (III/2) | 4 kV |
| Rated voltage (II/2) | 630 V |
| Rated surge voltage (II/2) | 4 kV |

Connection data

Connection technology

| | |
|-----------------------|----------------------------------|
| Type | PC terminal block can be aligned |
| Nominal cross section | 2.5 mm ² |

Conductor connection

| | |
|---|---|
| Connection method | Screw connection with tension sleeve |
| Conductor cross-section rigid | 0.2 mm ² ... 4 mm ² |
| Conductor cross-section flexible | 0.2 mm ² ... 2.5 mm ² |
| Conductor cross-section AWG | 24 ... 12 |
| Conductor cross-section, flexible, with ferrule, without plastic sleeve | 0.25 mm ² ... 1.5 mm ² |
| Conductor cross-section, flexible, with ferrule, with plastic sleeve | 0.25 mm ² ... 2.5 mm ² |
| 2 conductors with same cross section, rigid | 0.2 mm ² ... 1.5 mm ² |
| 2 conductors with same cross section, flexible | 0.2 mm ² ... 1.5 mm ² |
| 2 conductors with same cross section, flexible, with ferrule without plastic sleeve | 0.25 mm ² ... 0.75 mm ² |
| 2 conductors with the same cross section, flexible, with TWIN ferrule with plastic sleeve | 0.5 mm ² ... 0.5 mm ² |
| Stripping length | 7 mm |

MKKDS 3/ 3 BU - PCB terminal block



1721236

<https://www.phoenixcontact.com/us/products/1721236>

| | |
|-----------------------|-------------------|
| Drive form screw head | Slotted (L) |
| Tightening torque | 0.5 Nm ... 0.6 Nm |

Mounting

| | |
|---------------|----------------|
| Mounting type | Wave soldering |
| Pin layout | Linear pinning |

Material specifications


Material data - contact

| | |
|--|--|
| Note | WEEE/RoHS-compliant, free of whiskers according to IEC 60068-2-82/JEDEC JESD 201 |
| Contact material | Cu alloy |
| Surface characteristics | Tin-plated |
| Metal surface terminal point (top layer) | Tin (4 µm - 8 µm Sn) |
| Metal surface soldering area (top layer) | Tin (4 µm - 8 µm Sn) |

Material data - housing

| | |
|---|-------------|
| Color (Housing) | blue (5015) |
| Insulating material | PA |
| Insulating material group | I |
| CTI according to IEC 60112 | 600 |
| Flammability rating according to UL 94 | V0 |
| Glow wire flammability index GWFI according to EN 60695-2-12 | 850 |
| Glow wire ignition temperature GWIT according to EN 60695-2-13 | 775 |
| Temperature for the ball pressure test according to EN 60695-10-2 | 125 °C |

Dimensions

| | |
|-----------------------|--|
| Dimensional drawing |  |
| Pitch | 5 mm |
| Width [w] | 17.5 mm |
| Height [h] | 36.5 mm |
| Length [l] | 22.3 mm |
| Installed height | 31.5 mm |
| Solder pin length [P] | 5 mm |
| Pin dimensions | 0.9 x 0.9 mm |

PCB design

| | |
|---------------|--------|
| Hole diameter | 1.3 mm |
|---------------|--------|

MKKDS 3/ 3 BU - PCB terminal block



1721236

<https://www.phoenixcontact.com/us/products/1721236>

Mechanical tests

Test for conductor damage and slackening

| | |
|---------------|-----------------------|
| Specification | IEC 60998-2-1:2002-12 |
| Result | Test passed |

Pull-out test

| | |
|---|---|
| Specification | IEC 60998-2-1:2002-12 |
| Conductor cross-section/conductor type/tractive force setpoint/actual value | 0.2 mm ² / solid / > 10 N |
| | 0.2 mm ² / flexible / > 10 N |
| | 4 mm ² / solid / > 60 N |
| | 2.5 mm ² / flexible / > 50 N |

Torque test

| | |
|---------------|-----------------------|
| Specification | IEC 60998-2-1:2002-12 |
|---------------|-----------------------|

Electrical tests

Temperature-rise test

| | |
|-----------------------------------|--------------------------------|
| Specification | IEC 60998-1:2002-12 |
| Requirement temperature-rise test | Increase in temperature ≤ 45 K |

Insulation resistance

| | |
|--|---------------------|
| Specification | IEC 60998-1:2002-12 |
| Insulation resistance, neighboring positions | > 80 GΩ |

Air clearances and creepage distances |

| | |
|--|---------------------|
| Specification | IEC 60664-1:2007-04 |
| Insulating material group | I |
| Comparative tracking index (IEC 60112) | CTI 600 |
| Rated insulation voltage (III/3) | 250 V |
| Rated surge voltage (III/3) | 4 kV |
| minimum clearance value - non-homogenous field (III/3) | 3 mm |
| minimum creepage distance (III/3) | 3.2 mm |
| Rated insulation voltage (III/2) | 400 V |
| Rated surge voltage (III/2) | 4 kV |
| minimum clearance value - non-homogenous field (III/2) | 3 mm |
| minimum creepage distance (III/2) | 3 mm |
| Rated insulation voltage (II/2) | 630 V |
| Rated surge voltage (II/2) | 4 kV |
| minimum clearance value - non-homogenous field (II/2) | 3 mm |
| minimum creepage distance (II/2) | 3.2 mm |

Environmental and real-life conditions

Vibration test

| | |
|---------------|-----------------------|
| Specification | IEC 60068-2-6:2007-12 |
|---------------|-----------------------|

MKKDS 3/ 3 BU - PCB terminal block



1721236

<https://www.phoenixcontact.com/us/products/1721236>

| | |
|------------------------|-----------------------------|
| Frequency | 10 - 150 - 10 Hz |
| Sweep speed | 1 octave/min |
| Amplitude | 0.35 mm (10 Hz ... 60.1 Hz) |
| Acceleration | 5g (60.1 Hz ... 150 Hz) |
| Test duration per axis | 2.5 h |
| Test directions | X-, Y- and Z-axis |

Glow-wire test

| | |
|------------------|---------------------|
| Specification | IEC 60998-1:2002-12 |
| Temperature | 850 °C |
| Time of exposure | 5 s |

Ambient conditions

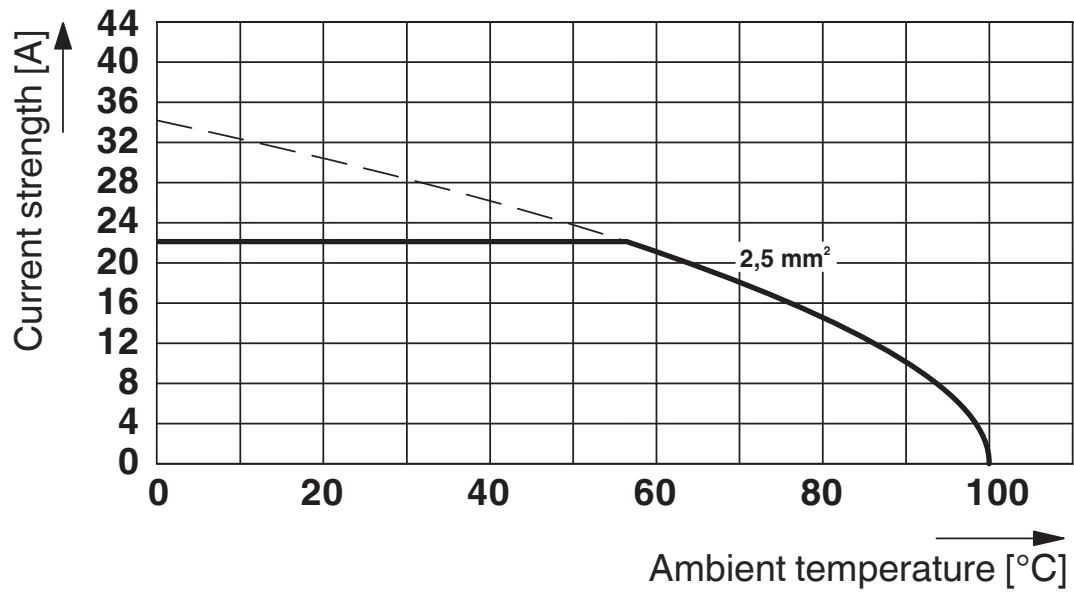
| | |
|---|---|
| Ambient temperature (storage/transport) | -40 °C ... 70 °C |
| Relative humidity (storage/transport) | 30 % ... 70 % |
| Ambient temperature (assembly) | -5 °C ... 100 °C |
| Ambient temperature (operation) | -40 °C ... 100 °C (Depending on the current carrying capacity/derating curve) |

Packaging specifications

| | |
|-------------------|---------------------|
| Type of packaging | packed in cardboard |
|-------------------|---------------------|

Drawings

Diagram



Type: MKKDS 3/2 and MKKDS 3/3

Test following DIN EN 60512-5-2:2003-01

Reduction factor = 1

No. of positions: 5

MKKDS 3/ 3 BU - PCB terminal block




1721236


<https://www.phoenixcontact.com/us/products/1721236>

Approvals

To download certificates, visit the product detail page: <https://www.phoenixcontact.com/us/products/1721236>

|  CSA Approval ID: 13631 | | | | |
|--|-----------------------|-----------------------|-------------------|----------------------|
| | Nominal voltage U_N | Nominal current I_N | Cross section AWG | Cross section mm^2 |
| B | 300 V | 10 A | 28 - 12 | - |
| D | 300 V | 10 A | 28 - 12 | - |

|  VDE approval of drawings Approval ID: 40055535 | | | | |
|--|-----------------------|-----------------------|-------------------|----------------------|
| | Nominal voltage U_N | Nominal current I_N | Cross section AWG | Cross section mm^2 |
| keine | 400 V | 24 A | - | 0.2 - 4 |

|  cULus Recognized Approval ID: E60425-19870326 | | | | |
|---|-----------------------|-----------------------|-------------------|----------------------|
| | Nominal voltage U_N | Nominal current I_N | Cross section AWG | Cross section mm^2 |
| B | | | | |
| Screw connection | 125 V | 15 A | 30 - 12 | - |
| 2 conductors with the same cross-section | 125 V | 15 A | 16 | - |
| D | | | | |
| Screw connection | 300 V | 10 A | 30 - 12 | - |
| 2 conductors with the same cross-section | 300 V | 10 A | 16 | - |

MKKDS 3/ 3 BU - PCB terminal block



1721236

<https://www.phoenixcontact.com/us/products/1721236>

Classifications

ECLASS

| | |
|-------------|----------|
| ECLASS-13.0 | 27460101 |
| ECLASS-15.0 | 27460101 |

ETIM

| | |
|-----------|----------|
| ETIM 10.0 | EC002643 |
|-----------|----------|

UNSPSC

| | |
|-------------|----------|
| UNSPSC 21.0 | 39121400 |
|-------------|----------|

MKKDS 3/ 3 BU - PCB terminal block



1721236

<https://www.phoenixcontact.com/us/products/1721236>

Environmental product compliance

EU RoHS

| | |
|---|--------------------|
| Fulfills EU RoHS substance requirements | Yes, No exemptions |
|---|--------------------|

China RoHS

| | |
|--|--|
| Environment friendly use period (EFUP) | EFUP-E |
| | No hazardous substances above the limits |

EU REACH SVHC

| | |
|-------------------------------------|----------------------------|
| REACH candidate substance (CAS No.) | No substance above 0.1 wt% |
|-------------------------------------|----------------------------|

EF3.1 Climate Change

| | |
|---------|--------------|
| CO2e kg | 0.14 kg CO2e |
|---------|--------------|

Phoenix Contact 2026 © - all rights reserved
<https://www.phoenixcontact.com>

Phoenix Contact USA
586 Fulling Mill Road
Middletown, PA 17057, United States
(+717) 944-1300
info@phoenixcon.com