


PCH 6/ 5+4-GL5-7,62 - PCB hybrid header



1717151

<https://www.phoenixcontact.com/us/products/1717151>

Please be informed that the data shown in this PDF document is generated from our online catalog. Please find the complete data in the user documentation. Our general terms of use for downloads are valid.



PCB hybrid header, nominal cross section: 6 mm², color: green, nominal current: 41 A, 8 A, rated voltage (III/2): 630 V, contact surface: Sn, contact connection type: Pin, number of potentials: 9, number of rows: 1, number of positions: 9, number of connections: 9, product range: PCH 6/..+4-GL, pitch: 7.62 mm, mounting: Wave soldering, pin layout: Linear pinning, solder pin [P]: 2.6 mm, plug-in system: COMBICON PC 6 hybrid, Pin connector pattern alignment: Standard, locking: Snap-in locking, mounting method: Latching flange, type of packaging: packed in cardboard

Your advantages

- Combining signals and power in a single header saves time and space
- Intuitive locking mechanism prevents accidental disconnection
- Easy PCB replacement thanks to plug-in modules
- Well-known mounting principle allows worldwide use

Commercial data

Item number	1717151
Packing unit	50 pc
Minimum order quantity	50 pc
Sales key	AA04
Product key	AADSDE
GTIN	4055626528892
Weight per piece (including packing)	16.575 g
Weight per piece (excluding packing)	16.575 g
Customs tariff number	85366930
Country of origin	CN

PCH 6/ 5+4-GL5-7,62 - PCB hybrid header



1717151

<https://www.phoenixcontact.com/us/products/1717151>

Technical data

Product properties

Product type	PCB hybrid header
Product family	PCH 6/..+4-GL
Product line	COMBICON Connectors L
Number of positions	9
Pitch	7.62 mm
Number of connections	9
Number of rows	1 2
Number of potentials	9
Mounting type	Latch mechanism/latching at position 5
Pin layout	Linear pinning

Electrical properties

Properties

Nominal current I_N	41 A
Nominal voltage U_N	630 V
Contact resistance	0.42 m Ω
Rated voltage (III/3)	630 V
Rated surge voltage (III/3)	6 kV
Rated voltage (III/2)	630 V
Rated surge voltage (III/2)	6 kV
Rated voltage (II/2)	1000 V
Rated surge voltage (II/2)	6 kV

Mounting

Mounting type	Wave soldering
Pin layout	Linear pinning

Material specifications

Material data - contact

Note	WEEE/RoHS-compliant, free of whiskers according to IEC 60068-2-82/JEDEC JESD 201
Contact material	Cu alloy
Surface characteristics	Tin-plated
Metal surface contact area (top layer)	Tin (2 μm - 4 μm Sn)
Metal surface contact area (middle layer)	Nickel (1.3 μm - 3 μm Ni)
Metal surface soldering area (top layer)	Tin (2 μm - 4 μm Sn)
Metal surface soldering area (middle layer)	Nickel (1.3 μm - 3 μm Ni)

Material data - housing

PCH 6/ 5+4-GL5-7,62 - PCB hybrid header



1717151


<https://www.phoenixcontact.com/us/products/1717151>

Color (Housing)	green (6021)
Insulating material	PA GF
Insulating material group	I
CTI according to IEC 60112	600
Flammability rating according to UL 94	V0

Notes

Notes on operation	In accordance with IEC 61984, COMBICON connectors have no switching power (COC). During designated use, they must not be plugged in or disconnected when carrying voltage or under load.
--------------------	------------------------------------------------------------------------------------------------------------------------------------------------------------------------------------------

Dimensions

Dimensional drawing	
Pitch	7.62 mm 3.81 mm
Width [w]	54.87 mm
Height [h]	19 mm
Length [l]	28.2 mm
Installed height	16.4 mm
Solder pin length [P]	2.6 mm 2.6 mm
Pin dimensions	1 x 1.2 mm

PCB design

Hole diameter	1.7 mm 1.4 mm
---------------	------------------

Mechanical tests

Conductor connection

Specification	IEC 60999-1:1999-11
Result	Test passed

Test for conductor damage and slackening

Specification	IEC 60999-1:1999-11
Result	Test passed

Test for conductor damage and slackening

Specification	IEC 60999-1:1999-11
Result	Test passed

Repeated connection and disconnection

PCH 6/ 5+4-GL5-7,62 - PCB hybrid header



1717151

<https://www.phoenixcontact.com/us/products/1717151>

Specification	IEC 60999-1:1999-11
Result	Test passed

Pull-out test

Specification	IEC 60999-1:1999-11
Conductor cross-section/conductor type/tractive force setpoint/actual value	0.75 mm ² / solid / > 30 N
	0.75 mm ² / flexible / > 30 N
	10 mm ² / solid / > 90 N
	6 mm ² / flexible / > 80 N

Pull-out test

Specification	IEC 60999-1:1999-11
Conductor cross-section/conductor type/tractive force setpoint/actual value	0.2 mm ² / solid / > 10 N
	0.2 mm ² / flexible / > 10 N
	1.5 mm ² / solid / > 40 N
	1.5 mm ² / flexible / > 40 N

Insertion and withdrawal forces

Result	Test passed
No. of cycles	25
Insertion strength per pos. approx.	7 N
Withdraw strength per pos. approx.	4 N

Contact holder in insert

Specification	IEC 60512-15-1:2008-05
Contact holder in insert Requirements >20 N	Test passed

Resistance of inscriptions

Specification	IEC 60068-2-70:1995-12
Result	Test passed

Polarization and coding

Specification	IEC 60512-13-5:2006-02
Result	Test passed

Visual inspection

Specification	IEC 60512-1-1:2002-02
Result	Test passed

Dimension check

Specification	IEC 60512-1-2:2002-02
Result	Test passed

Electrical tests

Thermal test | Test group C

Specification	IEC 60512-5-1:2002-02
---------------	-----------------------

PCH 6/ 5+4-GL5-7,62 - PCB hybrid header



1717151

<https://www.phoenixcontact.com/us/products/1717151>

Tested number of positions	4
----------------------------	---

Insulation resistance

Specification	IEC 60512-3-1:2002-02
Insulation resistance, neighboring positions	> 5 MΩ

Temperature cycles

Specification	IEC 60999-1:1999-11
Result	Test passed

Air clearances and creepage distances | Power

Specification	IEC 60664-1:2007-04
Insulating material group	I
Comparative tracking index (IEC 60112)	CTI 600
Rated insulation voltage (III/3)	630 V
Rated surge voltage (III/3)	6 kV
minimum clearance value - non-homogenous field (III/3)	5.5 mm
minimum creepage distance (III/3)	8 mm
Rated insulation voltage (III/2)	630 V
Rated surge voltage (III/2)	6 kV
minimum clearance value - non-homogenous field (III/2)	5.5 mm
minimum creepage distance (III/2)	5.5 mm
Rated insulation voltage (II/2)	1000 V
Rated surge voltage (II/2)	6 kV
minimum clearance value - non-homogenous field (II/2)	5.5 mm
minimum creepage distance (II/2)	5.5 mm

Air clearances and creepage distances | Signal

Specification	IEC 60664-1:2007-04
Insulating material group	I
Comparative tracking index (IEC 60112)	CTI 600
Rated insulation voltage (III/3)	160 V
Rated surge voltage (III/3)	2.5 kV
minimum clearance value - non-homogenous field (III/3)	1.5 mm
minimum creepage distance (III/3)	2 mm
Rated insulation voltage (III/2)	160 V
Rated surge voltage (III/2)	2.5 kV
minimum clearance value - non-homogenous field (III/2)	1.5 mm
minimum creepage distance (III/2)	1.5 mm
Rated insulation voltage (II/2)	320 V
Rated surge voltage (II/2)	2.5 kV
minimum clearance value - non-homogenous field (II/2)	1.5 mm
minimum creepage distance (II/2)	1.6 mm

Environmental and real-life conditions

PCH 6/ 5+4-GL5-7,62 - PCB hybrid header



1717151

<https://www.phoenixcontact.com/us/products/1717151>

Durability test

Specification	IEC 60512-9-1:2010-03
Impulse withstand voltage at sea level	7.3 kV
Contact resistance R ₁	0.42 mΩ
Contact resistance R ₂	0.46 mΩ
Insertion/withdrawal cycles	25
Insulation resistance, neighboring positions	> 5 MΩ

Climatic test

Specification	ISO 6988:1985-02
Corrosive stress	0.2 dm ³ SO ₂ on 300 dm ³ /40 °C/1 cycle
Thermal stress	100 °C/168 h
Power-frequency withstand voltage	3.31 kV

Vibration test

Specification	IEC 60068-2-6:2007-12
Frequency	10 - 150 - 10 Hz
Sweep speed	1 octave/min
Amplitude	0.35 mm (10 Hz ... 60.1 Hz)
Acceleration	5g (60.1 Hz ... 150 Hz)
Test duration per axis	2.5 h
Test directions	X-, Y- and Z-axis

Shocks

Specification	IEC 60068-2-27:2008-02
Pulse shape	Semi-sinusoidal
Acceleration	30g
Shock duration	18 ms
Test directions	X-, Y- and Z-axis (pos. and neg.)

Ambient conditions

Ambient temperature (storage/transport)	-40 °C ... 70 °C
Relative humidity (storage/transport)	30 % ... 70 %
Ambient temperature (assembly)	-5 °C ... 100 °C
Ambient temperature (operation)	-40 °C ... 100 °C (dependent on the derating curve)

Ambient conditions

Ambient temperature (operation)	-40 °C ... 100 °C (dependent on the derating curve)
Ambient temperature (storage/transport)	-40 °C ... 70 °C
Relative humidity (storage/transport)	30 % ... 70 %
Ambient temperature (assembly)	-5 °C ... 100 °C

Packaging specifications

Type of packaging	packed in cardboard
-------------------	---------------------

1717151

<https://www.phoenixcontact.com/us/products/1717151>

Drawings

Diagram



Type: LPCH 6/...+...-STL...-7,62 with PCH 6/...+...-GL...-7,62

PCH 6/ 5+4-GL5-7,62 - PCB hybrid header





1717151


<https://www.phoenixcontact.com/us/products/1717151>

Approvals

To download certificates, visit the product detail page: <https://www.phoenixcontact.com/us/products/1717151>

 cULus Recognized Approval ID: E60425-20010727				
	Nominal voltage U_N	Nominal current I_N	Cross section AWG	Cross section mm^2
B				
Power	300 V	35 A	-	-
Signal	300 V	8 A	-	-
C				
Power	300 V	35 A	-	-
Signal	50 V	8 A	-	-
D				
Power	600 V	5 A	-	-
Signal	50 V	8 A	-	-

 VDE Zeichengenehmigung Approval ID: 40050635				
	Nominal voltage U_N	Nominal current I_N	Cross section AWG	Cross section mm^2
keine				
Power	630 V	41 A	-	-
Signal	160 V	8 A	-	-

 UL Recognized Approval ID: E60425-20010727				
	Nominal voltage U_N	Nominal current I_N	Cross section AWG	Cross section mm^2
F				
Power	600 V	35 A	-	-
Signal	160 V	8 A	-	-

PCH 6/ 5+4-GL5-7,62 - PCB hybrid header



1717151

<https://www.phoenixcontact.com/us/products/1717151>

Classifications

ECLASS

ECLASS-13.0	27460301
ECLASS-15.0	27460301

ETIM

ETIM 10.0	EC002637
-----------	----------

UNSPSC

UNSPSC 21.0	39121400
-------------	----------

PCH 6/ 5+4-GL5-7,62 - PCB hybrid header



1717151

<https://www.phoenixcontact.com/us/products/1717151>

Environmental product compliance

EU RoHS

Fulfills EU RoHS substance requirements	Yes, No exemptions
-----------------------------------------	--------------------

China RoHS

Environment friendly use period (EFUP)	EFUP-E
	No hazardous substances above the limits

EU REACH SVHC

REACH candidate substance (CAS No.)	No substance above 0.1 wt%
-------------------------------------	----------------------------

Phoenix Contact 2026 © - all rights reserved
<https://www.phoenixcontact.com>

Phoenix Contact USA
586 Fulling Mill Road
Middletown, PA 17057, United States
(+717) 944-1300
info@phoenixcon.com