

LPC 6/ 4-ST-7,62 - PCB connector

1716923

<https://www.phoenixcontact.com/us/products/1716923>

Please be informed that the data shown in this PDF document is generated from our online catalog. Please find the complete data in the user documentation. Our general terms of use for downloads are valid.



PCB connector, nominal cross section: 6 mm², color: green, nominal current: 41 A, rated voltage (III/2): 1000 V, contact surface: Sn, contact connection type: Socket, number of potentials: 4, number of rows: 1, number of positions: 4, number of connections: 4, product range: LPC 6/..-ST, pitch: 7.62 mm, connection method: Lever Push-in connection, conductor/PCB connection direction: 0 °, locking clip: - without locking clip, plug-in system: COMBICON PC 6, locking: without, mounting method: without, type of packaging: packed in cardboard

Your advantages

- Tool-free lever principle enables time-saving connection and release of conductors with/without ferrules
- Clear lever positions provide reliable feedback on opened or closed clamping spaces
- Defined contact force ensures that contact remains stable over the long term
- Time-saving push-in connection when lever is closed
- Increased touch protection in accordance with IEC/UL 61800-5-1

Commercial data

| | |
|--------------------------------------|---------------|
| Item number | 1716923 |
| Packing unit | 25 pc |
| Minimum order quantity | 25 pc |
| Sales key | AA04 |
| Product key | AADBAA |
| GTIN | 4055626513294 |
| Weight per piece (including packing) | 29.29 g |
| Weight per piece (excluding packing) | 29.25 g |
| Customs tariff number | 85366990 |
| Country of origin | SK |

LPC 6/ 4-ST-7,62 - PCB connector



1716923

<https://www.phoenixcontact.com/us/products/1716923>

Technical data

Product properties

| | |
|-----------------------|-----------------------|
| Product type | PCB connector |
| Product family | LPC 6/...-ST |
| Product line | COMBICON Connectors L |
| Number of positions | 4 |
| Pitch | 7.62 mm |
| Number of connections | 4 |
| Number of rows | 1 |
| Number of potentials | 4 |
| Mounting type | without |

Electrical properties

Properties

| | |
|-----------------------------|--------|
| Nominal current I_N | 41 A |
| Nominal voltage U_N | 1000 V |
| Contact resistance | 0.5 mΩ |
| Rated voltage (III/3) | 800 V |
| Rated surge voltage (III/3) | 8 kV |
| Rated voltage (III/2) | 1000 V |
| Rated surge voltage (III/2) | 8 kV |
| Rated voltage (II/2) | 1000 V |
| Rated surge voltage (II/2) | 6 kV |

Connection data

Connection technology

| | |
|-------------------------|-------------------|
| Connector system | COMBICON PC 6 |
| Nominal cross section | 6 mm ² |
| Contact connection type | Socket |

Interlock

| | |
|---------------|---------|
| Locking type | without |
| Mounting type | without |

Conductor connection

| | |
|---|---|
| Connection method | Lever Push-in connection |
| Connection direction of the conductor to plug-in direction | 0 ° |
| Conductor/PCB connection direction | 0 ° |
| Conductor cross-section rigid | 0.75 mm ² ... 10 mm ² |
| Conductor cross-section flexible | 0.75 mm ² ... 6 mm ² |
| Conductor cross-section AWG | 18 ... 8 |
| Conductor cross-section, flexible, with ferrule, without plastic sleeve | 0.75 mm ² ... 6 mm ² |

LPC 6/ 4-ST-7,62 - PCB connector

1716923

<https://www.phoenixcontact.com/us/products/1716923>

| | |
|--|--|
| Conductor cross-section, flexible, with ferrule, with plastic sleeve | 0.75 mm ² ... 6 mm ² |
| Cylindrical gauge a x b / diameter | 4.3 mm x 4.0 mm / 4.0 mm |
| Stripping length | 18 mm |

Material specifications

Material data - contact

| | |
|--|--|
| Note | WEEE/RoHS-compliant, free of whiskers according to IEC 60068-2-82/JEDEC JESD 201 |
| Contact material | Cu alloy |
| Surface characteristics | Tin-plated |
| Metal surface terminal point (top layer) | Tin (4 µm - 8 µm Sn) |
| Metal surface contact area (top layer) | Tin (4 µm - 8 µm Sn) |

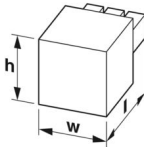
Material data - housing

| | |
|--|--------------|
| Color (Housing) | green (6021) |
| Insulating material | PA GF |
| Insulating material group | I |
| CTI according to IEC 60112 | 600 |
| Flammability rating according to UL 94 | V0 |

Material data – actuating element

| | |
|--|---------------|
| Color (Actuating element) | orange (2003) |
| Insulating material | PA GF |
| Insulating material group | I |
| CTI according to IEC 60112 | 600 |
| Flammability rating according to UL 94 | V0 |

Dimensions

| | |
|---------------------|--|
| Dimensional drawing |  |
| Pitch | 7.62 mm |
| Width [w] | 32.48 mm |
| Height [h] | 35.65 mm |
| Length [l] | 48 mm |

Notes

| | |
|--------------------|--|
| Notes on operation | In accordance with IEC 61984, COMBICON connectors have no switching power (COC). During designated use, they must not be plugged in or disconnected when carrying voltage or under load. |
|--------------------|--|

Mechanical tests

Conductor connection

LPC 6/ 4-ST-7,62 - PCB connector



1716923

<https://www.phoenixcontact.com/us/products/1716923>

| | |
|---------------|---------------------|
| Specification | IEC 60999-1:1999-11 |
| Result | Test passed |

Test for conductor damage and slackening

| | |
|---------------|---------------------|
| Specification | IEC 60999-1:1999-11 |
| Result | Test passed |

Repeated connection and disconnection

| | |
|---------------|---------------------|
| Specification | IEC 60999-1:1999-11 |
| Result | Test passed |

Pull-out test

| | |
|---|--|
| Specification | IEC 60999-1:1999-11 |
| Conductor cross-section/conductor type/tractive force setpoint/actual value | 0.75 mm ² / solid / > 30 N |
| | 0.75 mm ² / flexible / > 30 N |
| | 10 mm ² / solid / > 90 N |
| | 6 mm ² / flexible / > 80 N |

Insertion and withdrawal forces

| | |
|-------------------------------------|------------------------|
| Specification | IEC 60512-13-2:2006-02 |
| Result | Test passed |
| No. of cycles | 25 |
| Insertion strength per pos. approx. | 11 N |
| Withdraw strength per pos. approx. | 10 N |

Resistance of inscriptions

| | |
|---------------|------------------------|
| Specification | IEC 60068-2-70:1995-12 |
| Result | Test passed |

Polarization and coding

| | |
|---------------|------------------------|
| Specification | IEC 60512-13-5:2006-02 |
| Result | Test passed |

Visual inspection

| | |
|---------------|-----------------------|
| Specification | IEC 60512-1-1:2002-02 |
| Result | Test passed |

Dimension check

| | |
|---------------|-----------------------|
| Specification | IEC 60512-1-2:2002-02 |
| Result | Test passed |

Environmental and real-life conditions

Durability test

| | |
|--|-----------------------|
| Specification | IEC 60512-9-1:2010-03 |
| Impulse withstand voltage at sea level | 7.3 kV |
| Contact resistance R ₁ | 0.5 mΩ |
| Contact resistance R ₂ | 0.5 mΩ |

LPC 6/ 4-ST-7,62 - PCB connector



1716923

<https://www.phoenixcontact.com/us/products/1716923>

| | |
|--|--------|
| Insertion/withdrawal cycles | 25 |
| Insulation resistance, neighboring positions | > 5 MΩ |

Climatic test

| | |
|-----------------------------------|---|
| Specification | ISO 6988:1985-02 |
| Corrosive stress | 0.2 dm ³ SO ₂ on 300 dm ³ /40 °C/1 cycle |
| Thermal stress | 100 °C/168 h |
| Power-frequency withstand voltage | 3.31 kV |

Vibration test

| | |
|------------------------|-----------------------------|
| Specification | IEC 60068-2-6:2007-12 |
| Frequency | 10 - 150 - 10 Hz |
| Sweep speed | 1 octave/min |
| Amplitude | 0.35 mm (10 Hz ... 60.1 Hz) |
| Acceleration | 5g (60.1 Hz ... 150 Hz) |
| Test duration per axis | 2.5 h |
| Test directions | X-, Y- and Z-axis |

Ambient conditions

| | |
|---|---|
| Ambient temperature (storage/transport) | -40 °C ... 70 °C |
| Relative humidity (storage/transport) | 30 % ... 70 % |
| Ambient temperature (assembly) | -5 °C ... 100 °C |
| Ambient temperature (operation) | -40 °C ... 105 °C (dependent on the derating curve) |

Electrical tests

Thermal test | Test group C

| | |
|----------------------------|-----------------------|
| Specification | IEC 60512-5-1:2002-02 |
| Tested number of positions | 6 |

Insulation resistance

| | |
|--|-----------------------|
| Specification | IEC 60512-3-1:2002-02 |
| Insulation resistance, neighboring positions | > 5 MΩ |

Temperature cycles

| | |
|---------------|---------------------|
| Specification | IEC 60999-1:1999-11 |
| Result | Test passed |

Air clearances and creepage distances |

| | |
|--|---------------------|
| Specification | IEC 60664-1:2007-04 |
| Insulating material group | I |
| Comparative tracking index (IEC 60112) | CTI 600 |
| Rated insulation voltage (III/3) | 800 V |
| Rated surge voltage (III/3) | 8 kV |
| minimum clearance value - non-homogenous field (III/3) | 8 mm |
| minimum creepage distance (III/3) | 10 mm |
| Rated insulation voltage (III/2) | 1000 V |

LPC 6/ 4-ST-7,62 - PCB connector



1716923

<https://www.phoenixcontact.com/us/products/1716923>

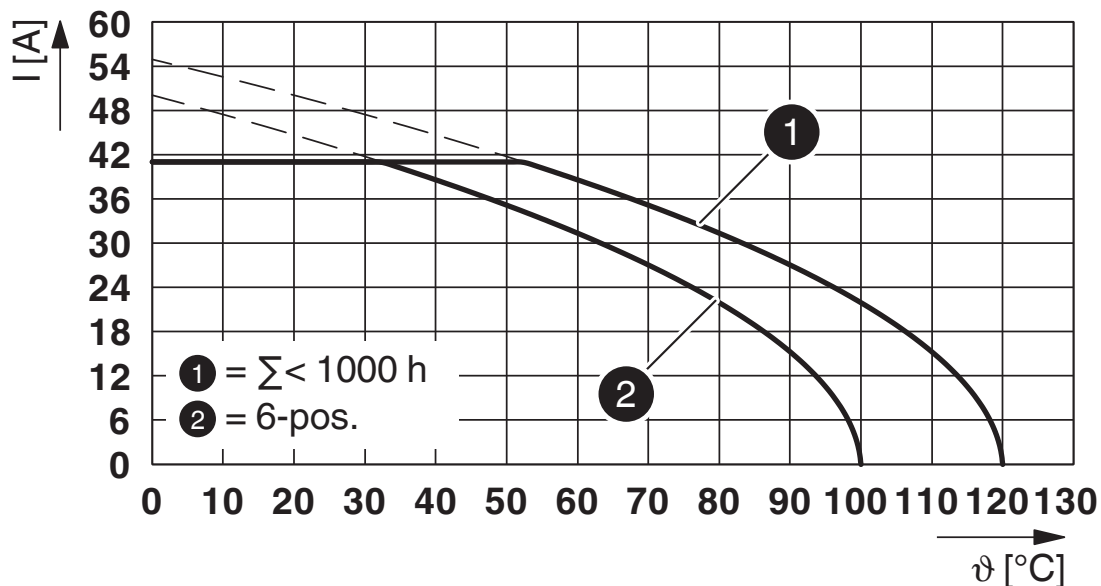
| | |
|--|--------|
| Rated surge voltage (III/2) | 8 kV |
| minimum clearance value - non-homogenous field (III/2) | 8 mm |
| minimum creepage distance (III/2) | 8 mm |
| Rated insulation voltage (II/2) | 1000 V |
| Rated surge voltage (II/2) | 6 kV |
| minimum clearance value - non-homogenous field (II/2) | 5.5 mm |
| minimum creepage distance (II/2) | 5.5 mm |

Packaging specifications

| | |
|-------------------|---------------------|
| Type of packaging | packed in cardboard |
|-------------------|---------------------|

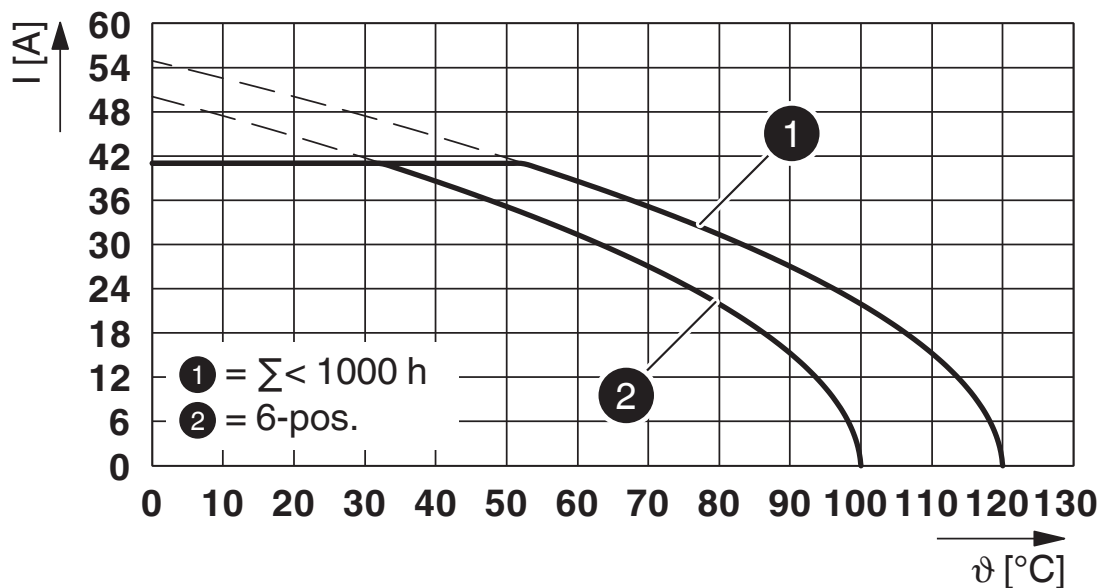
Drawings

Diagram



Type: LPC 6/...-ST-7,62 with PC 6/...-G-7,62

Diagram



Type: LPC 6/...-ST-7,62 with PC 6/...-GU-7,62

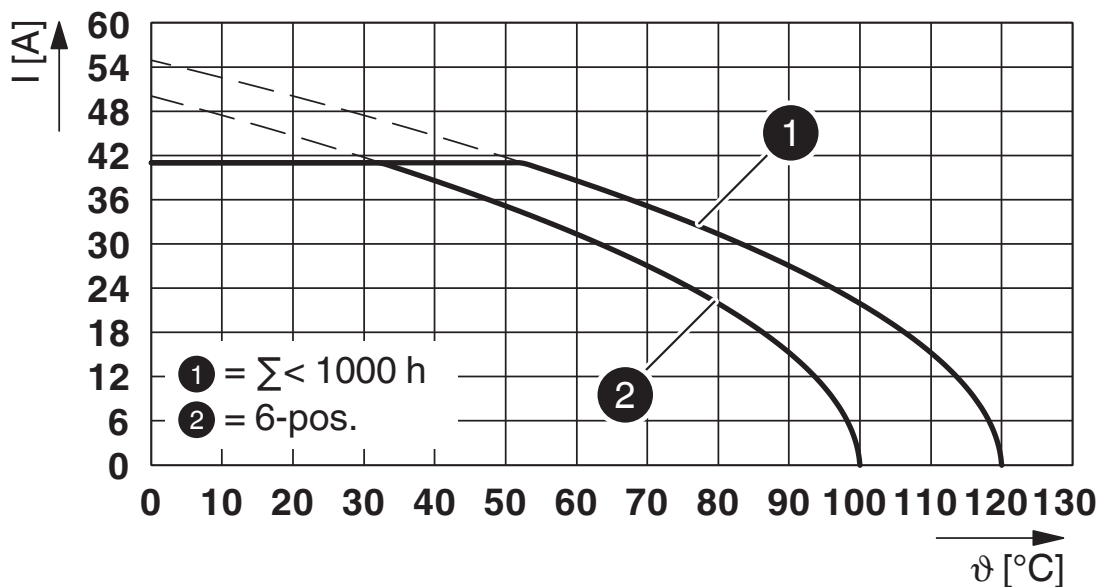
LPC 6/ 4-ST-7,62 - PCB connector



1716923

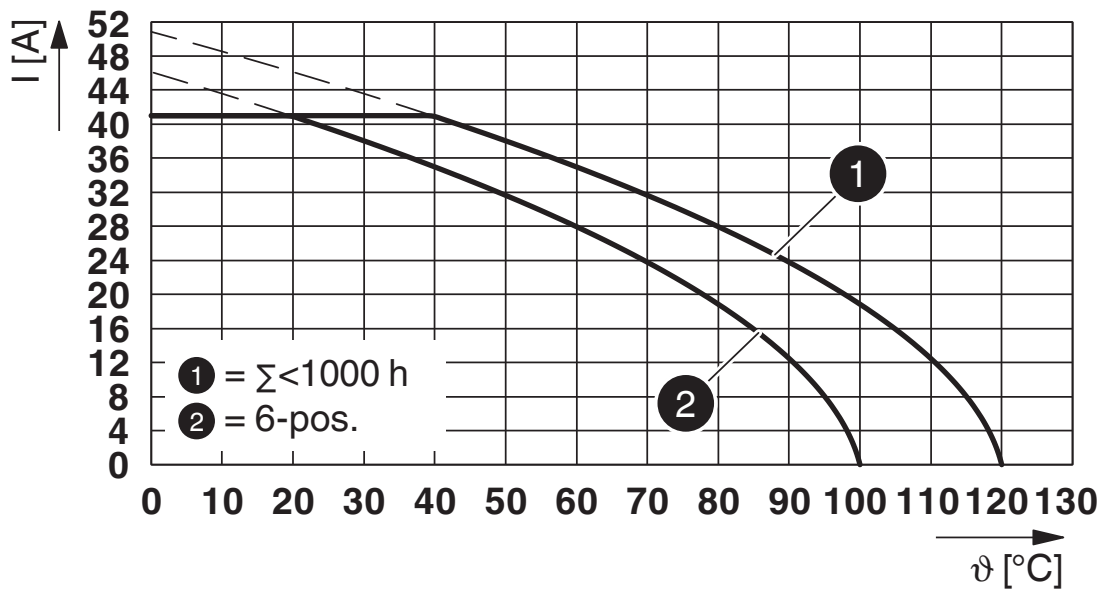
<https://www.phoenixcontact.com/us/products/1716923>

Diagram



Type: LPC 6/...-ST-7,62 with PC 6/...-G1U-7,62

Diagram



Type: LPC 6/...-ST-7,62 with PCV 6/...-G-7,62

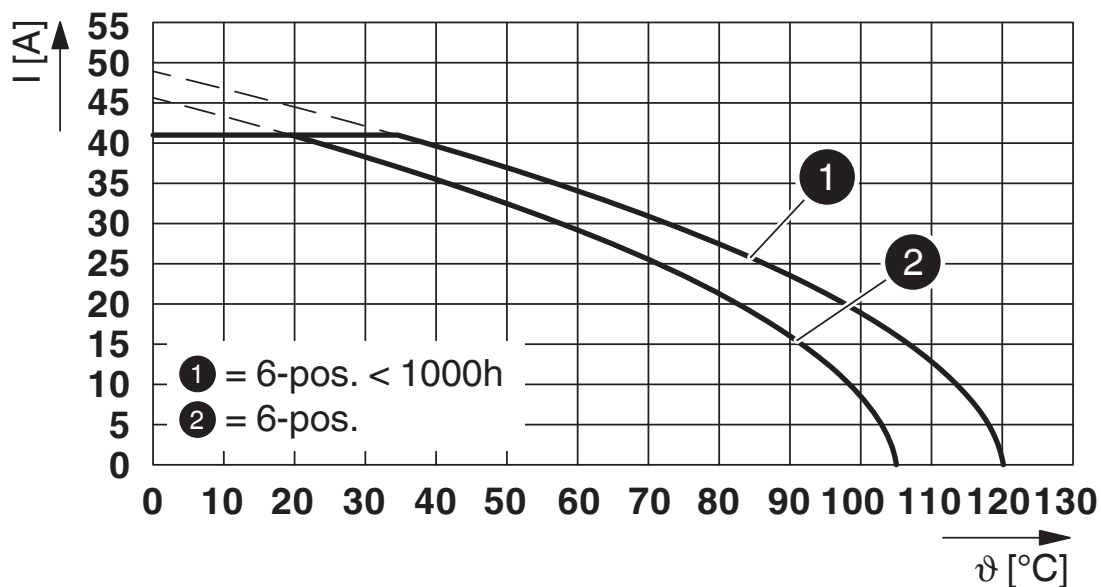
LPC 6/ 4-ST-7,62 - PCB connector



1716923

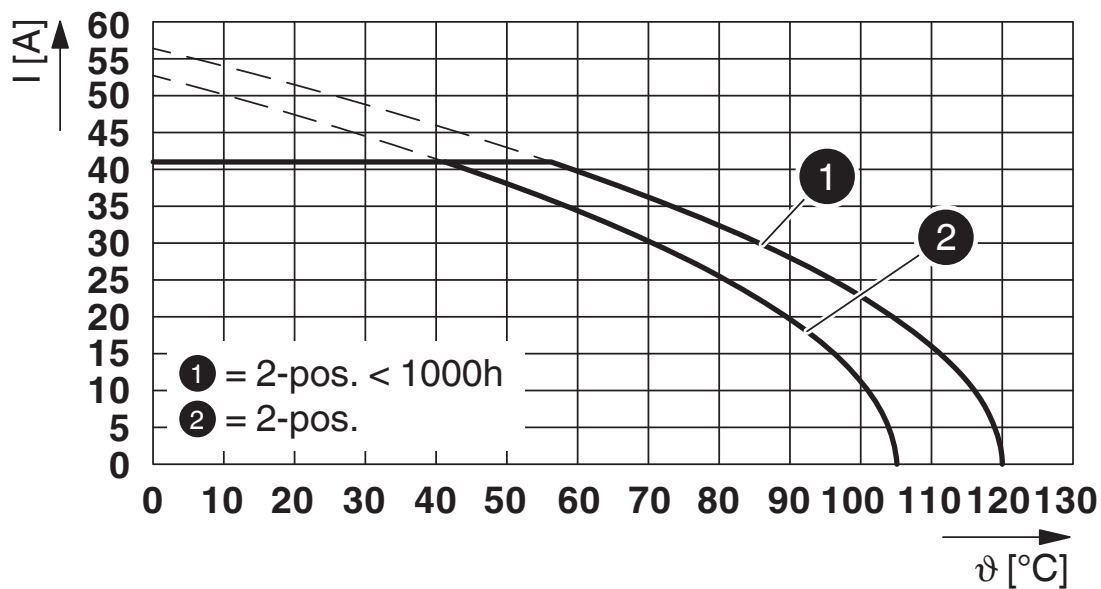
<https://www.phoenixcontact.com/us/products/1716923>

Diagram



Type: LPC 6/...-ST-7,62 with PC 6/...-G-7,62 P...THR

Diagram



Type: LPC 6/...-ST-7,62 with PC 6/...-G-7,62 P...THR

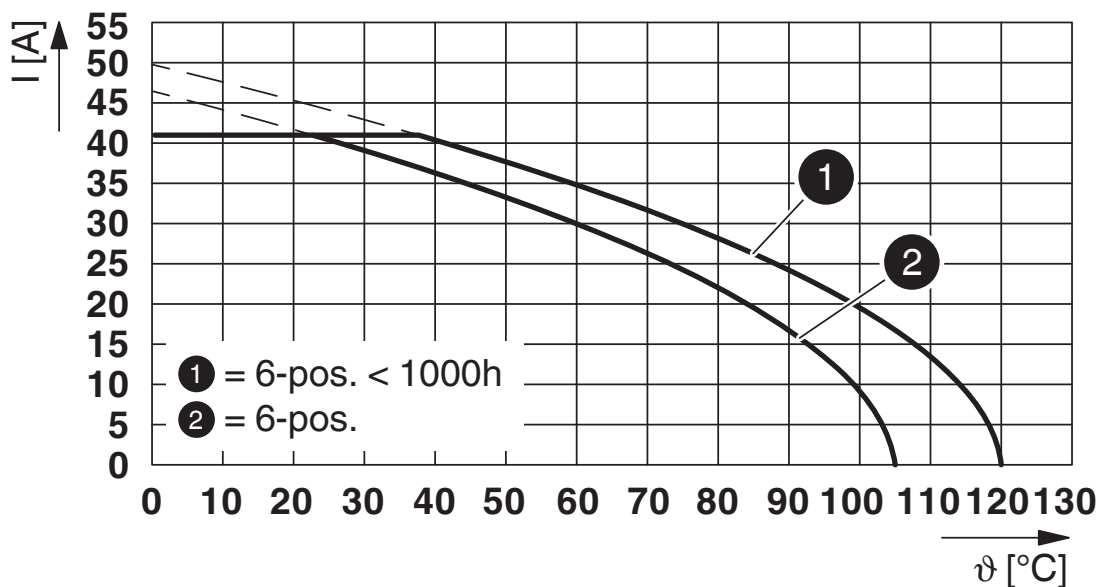
LPC 6/ 4-ST-7,62 - PCB connector



1716923

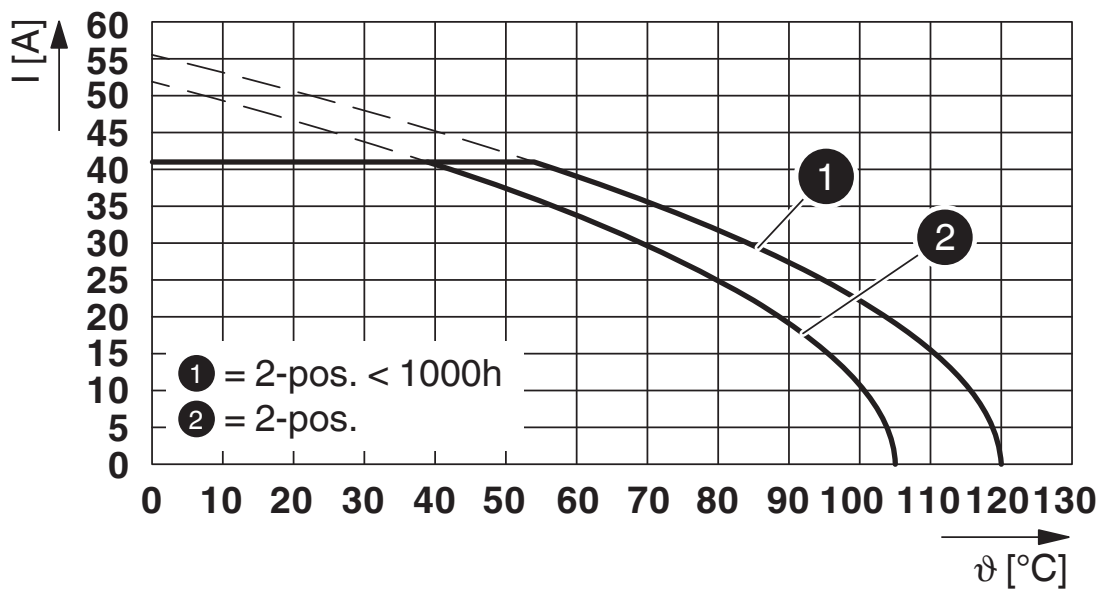
<https://www.phoenixcontact.com/us/products/1716923>

Diagram



Type: LPC 6/...-ST-7,62 with PCV 6/...-G-7,62 P...THR

Diagram



Type: LPC 6/...-ST-7,62 with PCV 6/...-G-7,62 P...THR

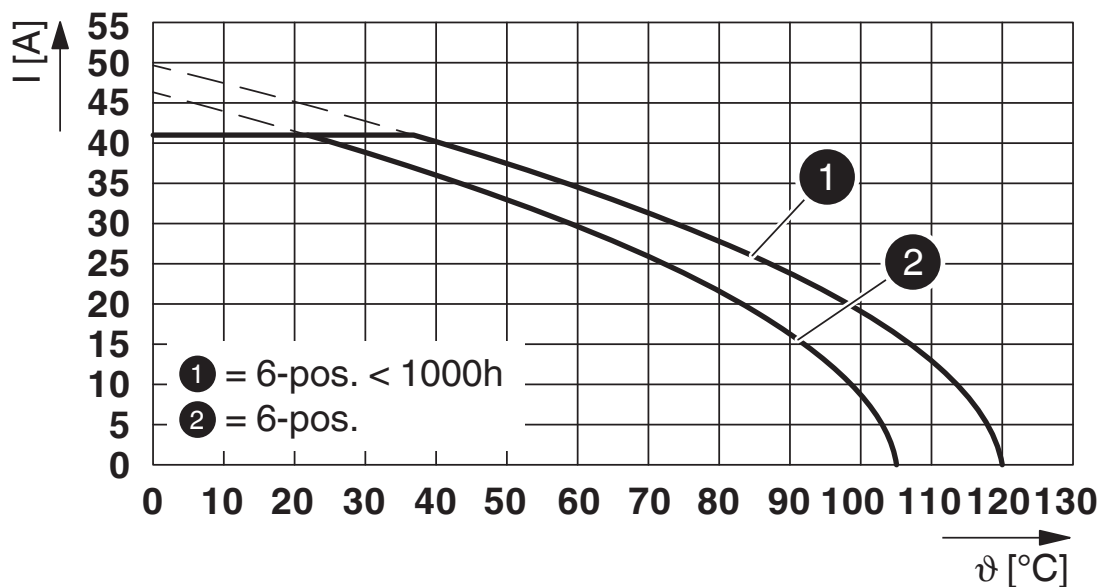
LPC 6/ 4-ST-7,62 - PCB connector



1716923

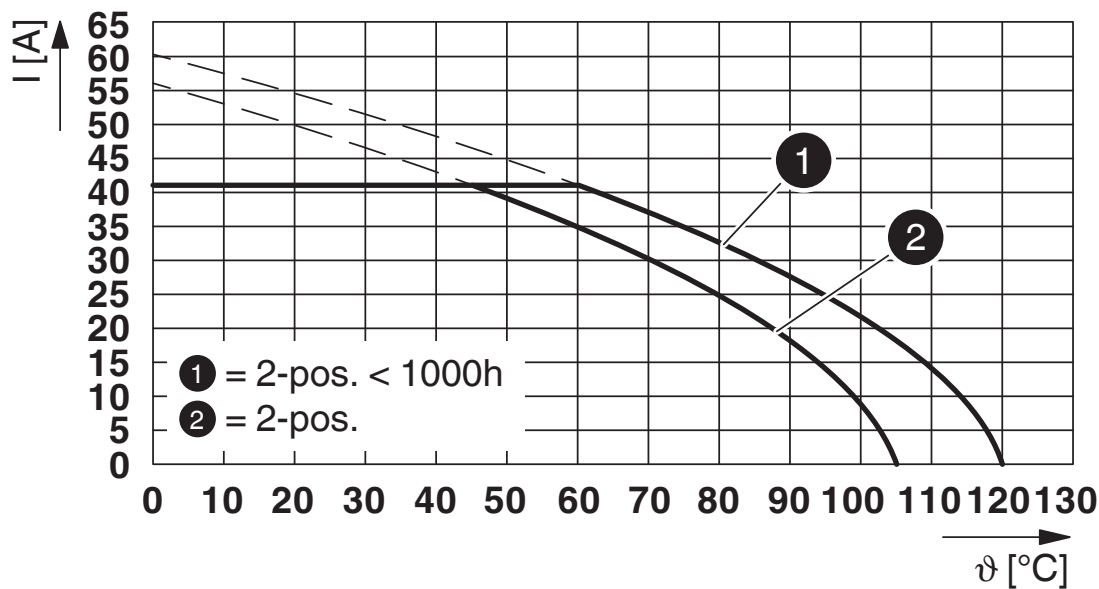
<https://www.phoenixcontact.com/us/products/1716923>

Diagram



Type: LPC 6/...-ST-7,62 with PC 6/...-GU-7,62 P...THR

Diagram



Type: LPC 6/...-ST-7,62 with PC 6/...-GU-7,62 P...THR

LPC 6/ 4-ST-7,62 - PCB connector





1716923

<https://www.phoenixcontact.com/us/products/1716923>

Approvals

To download certificates, visit the product detail page: <https://www.phoenixcontact.com/us/products/1716923>

|  cULus Recognized Approval ID: E60425-20010727 | | | | |
|---|-----------------------|-----------------------|-------------------|-----------------------------|
| | Nominal voltage U_N | Nominal current I_N | Cross section AWG | Cross section mm^2 |
| B | | | | |
| Standard | 600 V | 35 A | 18 - 8 | - |
| C | | | | |
| Standard | 600 V | 35 A | 18 - 8 | - |
| F | | | | |
| USR application only | 600 V | 35 A | 18 - 8 | - |

|  VDE approval of drawings Approval ID: 40050635 | | | | |
|--|-----------------------|-----------------------|-------------------|-----------------------------|
| | Nominal voltage U_N | Nominal current I_N | Cross section AWG | Cross section mm^2 |
| keine | | | | |
| Only flexible conductors | 630 V | 41 A | - | 0.75 - 6 |
| Only rigid conductors | 630 V | 41 A | - | 0.75 - 10 |

LPC 6/ 4-ST-7,62 - PCB connector



1716923

<https://www.phoenixcontact.com/us/products/1716923>

Classifications

ECLASS

| | |
|-------------|----------|
| ECLASS-13.0 | 27460202 |
| ECLASS-15.0 | 27460202 |

ETIM

| | |
|-----------|----------|
| ETIM 10.0 | EC002638 |
|-----------|----------|

UNSPSC

| | |
|-------------|----------|
| UNSPSC 21.0 | 39121400 |
|-------------|----------|

LPC 6/ 4-ST-7,62 - PCB connector



1716923

<https://www.phoenixcontact.com/us/products/1716923>

Environmental product compliance

EU RoHS

| | |
|---|--------------------|
| Fulfills EU RoHS substance requirements | Yes, No exemptions |
|---|--------------------|

China RoHS

| | |
|--|--|
| Environment friendly use period (EFUP) | EFUP-E |
| | No hazardous substances above the limits |

EU REACH SVHC

| | |
|-------------------------------------|----------------------------|
| REACH candidate substance (CAS No.) | No substance above 0.1 wt% |
|-------------------------------------|----------------------------|

Phoenix Contact 2026 © - all rights reserved
<https://www.phoenixcontact.com>

Phoenix Contact USA
586 Fulling Mill Road
Middletown, PA 17057, United States
(+717) 944-1300
info@phoenixcon.com