

# LPC 6/ 2-ST-7,62 - PCB connector

1716921

<https://www.phoenixcontact.com/us/products/1716921>

Please be informed that the data shown in this PDF document is generated from our online catalog. Please find the complete data in the user documentation. Our general terms of use for downloads are valid.



PCB connector, nominal cross section: 6 mm<sup>2</sup>, color: green, nominal current: 41 A, rated voltage (III/2): 1000 V, contact surface: Sn, contact connection type: Socket, number of potentials: 2, number of rows: 1, number of positions: 2, number of connections: 2, product range: LPC 6/..-ST, pitch: 7.62 mm, connection method: Lever Push-in connection, conductor/PCB connection direction: 0 °, locking clip: - without locking clip, plug-in system: COMBICON PC 6, locking: without, mounting method: without, type of packaging: packed in cardboard

## Your advantages

- Tool-free lever principle enables time-saving connection and release of conductors with/without ferrules
- Clear lever positions provide reliable feedback on opened or closed clamping spaces
- Defined contact force ensures that contact remains stable over the long term
- Time-saving push-in connection when lever is closed

## Commercial data

Item number	1716921
Packing unit	25 pc
Minimum order quantity	25 pc
Sales key	AA04
Product key	AADBAA
GTIN	4055626515007
Weight per piece (including packing)	15.662 g
Weight per piece (excluding packing)	14 g
Customs tariff number	85366990
Country of origin	SK

# LPC 6/ 2-ST-7,62 - PCB connector



1716921

<https://www.phoenixcontact.com/us/products/1716921>

## Technical data

### Product properties

Product type	PCB connector
Product family	LPC 6/...-ST
Product line	COMBICON Connectors L
Number of positions	2
Pitch	7.62 mm
Number of connections	2
Number of rows	1
Number of potentials	2

### Electrical properties

#### Properties

Nominal current $I_N$	41 A
Nominal voltage $U_N$	1000 V
Contact resistance	0.5 mΩ
Rated voltage (III/3)	800 V
Rated surge voltage (III/3)	8 kV
Rated voltage (III/2)	1000 V
Rated surge voltage (III/2)	8 kV
Rated voltage (II/2)	1000 V
Rated surge voltage (II/2)	6 kV

### Connection data

#### Connection technology

Connector system	COMBICON PC 6
Nominal cross section	6 mm <sup>2</sup>
Contact connection type	Socket

#### Interlock

Locking type	without
Mounting type	without

#### Conductor connection

Connection method	Lever Push-in connection
Connection direction of the conductor to plug-in direction	0 °
Conductor/PCB connection direction	0 °
Conductor cross-section rigid	0.75 mm <sup>2</sup> ... 10 mm <sup>2</sup>
Conductor cross-section flexible	0.75 mm <sup>2</sup> ... 6 mm <sup>2</sup>
Conductor cross-section AWG	18 ... 8
Conductor cross-section, flexible, with ferrule, without plastic sleeve	0.75 mm <sup>2</sup> ... 6 mm <sup>2</sup>
Conductor cross-section, flexible, with ferrule, with plastic sleeve	0.75 mm <sup>2</sup> ... 6 mm <sup>2</sup>

# LPC 6/ 2-ST-7,62 - PCB connector

1716921

<https://www.phoenixcontact.com/us/products/1716921>

Cylindrical gauge a x b / diameter	4.3 mm x 4.0 mm / 4.0 mm
Stripping length	18 mm

## Material specifications

### Material data - contact

Note	WEEE/RoHS-compliant, free of whiskers according to IEC 60068-2-82/JEDEC JESD 201
Contact material	Cu alloy
Surface characteristics	Tin-plated
Metal surface terminal point (top layer)	Tin (4 µm - 8 µm Sn)
Metal surface contact area (top layer)	Tin (4 µm - 8 µm Sn)

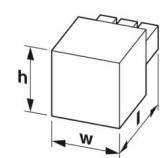
### Material data - housing

Color (Housing)	green (6021)
Insulating material	PA GF
Insulating material group	I
CTI according to IEC 60112	600
Flammability rating according to UL 94	V0

### Material data – actuating element

Color (Actuating element)	orange (2003)
Insulating material	PA GF
Insulating material group	I
CTI according to IEC 60112	600
Flammability rating according to UL 94	V0

## Dimensions

Dimensional drawing	
Pitch	7.62 mm
Width [w]	17.24 mm
Height [h]	24.3 mm
Length [l]	48 mm

## Notes

Notes on operation	In accordance with IEC 61984, COMBICON connectors have no switching power (COC). During designated use, they must not be plugged in or disconnected when carrying voltage or under load.
--------------------	--

## Mechanical tests

### Conductor connection

Specification	IEC 60999-1:1999-11
---------------	---------------------

# LPC 6/ 2-ST-7,62 - PCB connector



1716921

<https://www.phoenixcontact.com/us/products/1716921>

Result	Test passed
--------	-------------

## Test for conductor damage and slackening

Specification	IEC 60999-1:1999-11
Result	Test passed

## Repeated connection and disconnection

Specification	IEC 60999-1:1999-11
Result	Test passed

## Pull-out test

Specification	IEC 60999-1:1999-11
Conductor cross-section/conductor type/tractive force setpoint/actual value	0.75 mm <sup>2</sup> / solid / > 30 N
	0.75 mm <sup>2</sup> / flexible / > 30 N
	10 mm <sup>2</sup> / solid / > 90 N
	6 mm <sup>2</sup> / flexible / > 80 N

## Insertion and withdrawal forces

Specification	IEC 60512-13-2:2006-02
Result	Test passed
No. of cycles	25
Insertion strength per pos. approx.	11 N
Withdraw strength per pos. approx.	10 N

## Resistance of inscriptions

Specification	IEC 60068-2-70:1995-12
Result	Test passed

## Polarization and coding

Specification	IEC 60512-13-5:2006-02
Result	Test passed

## Visual inspection

Specification	IEC 60512-1-1:2002-02
Result	Test passed

## Dimension check

Specification	IEC 60512-1-2:2002-02
Result	Test passed

## Environmental and real-life conditions

### Durability test

Specification	IEC 60512-9-1:2010-03
Impulse withstand voltage at sea level	7.3 kV
Contact resistance R <sub>1</sub>	0.5 mΩ
Contact resistance R <sub>2</sub>	0.5 mΩ
Insertion/withdrawal cycles	25

# LPC 6/ 2-ST-7,62 - PCB connector



1716921

<https://www.phoenixcontact.com/us/products/1716921>

Insulation resistance, neighboring positions	> 5 MΩ
--	--------

## Climatic test

Specification	ISO 6988:1985-02
Corrosive stress	0.2 dm <sup>3</sup> SO <sub>2</sub> on 300 dm <sup>3</sup> /40 °C/1 cycle
Thermal stress	100 °C/168 h
Power-frequency withstand voltage	3.31 kV

## Vibration test

Specification	IEC 60068-2-6:2007-12
Frequency	10 - 150 - 10 Hz
Sweep speed	1 octave/min
Amplitude	0.35 mm (10 Hz ... 60.1 Hz)
Acceleration	5g (60.1 Hz ... 150 Hz)
Test duration per axis	2.5 h
Test directions	X-, Y- and Z-axis

## Ambient conditions

Ambient temperature (storage/transport)	-40 °C ... 70 °C
Relative humidity (storage/transport)	30 % ... 70 %
Ambient temperature (assembly)	-5 °C ... 100 °C
Ambient temperature (operation)	-40 °C ... 105 °C (dependent on the derating curve)

## Electrical tests

### Thermal test | Test group C

Specification	IEC 60512-5-1:2002-02
Tested number of positions	6

### Insulation resistance

Specification	IEC 60512-3-1:2002-02
Insulation resistance, neighboring positions	> 5 MΩ

### Temperature cycles

Specification	IEC 60999-1:1999-11
Result	Test passed

### Air clearances and creepage distances |

Specification	IEC 60664-1:2007-04
Insulating material group	I
Comparative tracking index (IEC 60112)	CTI 600
Rated insulation voltage (III/3)	800 V
Rated surge voltage (III/3)	8 kV
minimum clearance value - non-homogenous field (III/3)	8 mm
minimum creepage distance (III/3)	10 mm
Rated insulation voltage (III/2)	1000 V
Rated surge voltage (III/2)	8 kV

# LPC 6/ 2-ST-7,62 - PCB connector



1716921

<https://www.phoenixcontact.com/us/products/1716921>

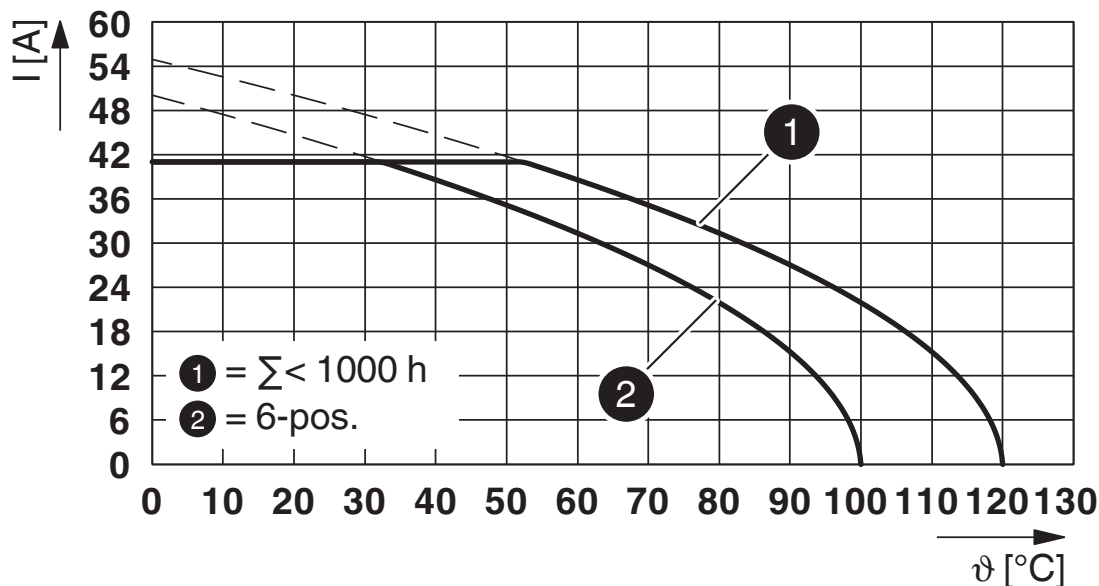
minimum clearance value - non-homogenous field (III/2)	8 mm
minimum creepage distance (III/2)	8 mm
Rated insulation voltage (II/2)	1000 V
Rated surge voltage (II/2)	6 kV
minimum clearance value - non-homogenous field (II/2)	5.5 mm
minimum creepage distance (II/2)	5.5 mm

## Packaging specifications

Type of packaging	packed in cardboard
-------------------	---------------------

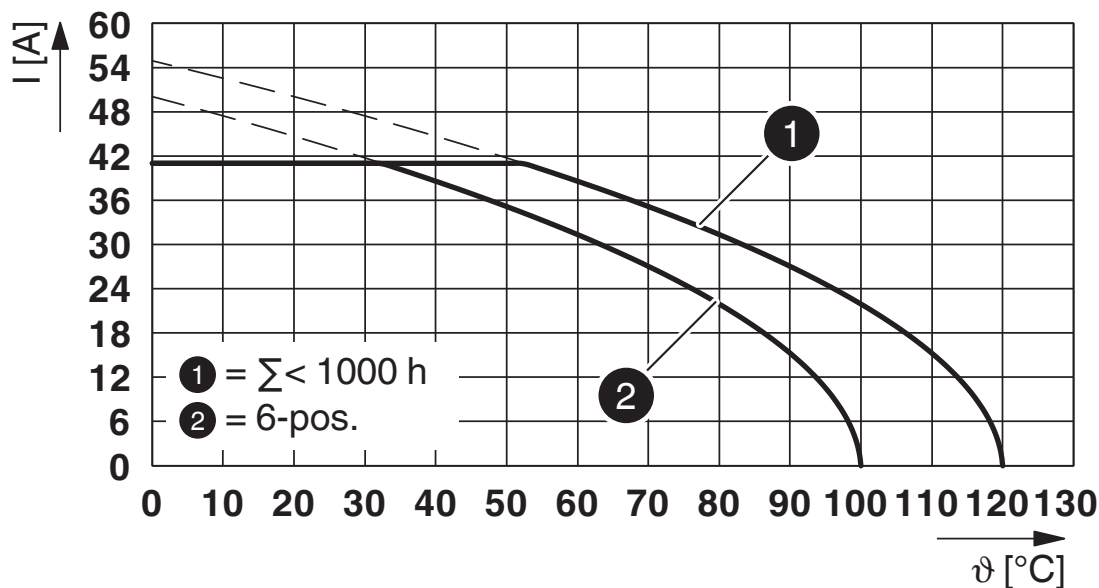
Drawings

Diagram



Type: LPC 6/...-ST-7,62 with PC 6/...-G-7,62

Diagram



Type: LPC 6/...-ST-7,62 with PC 6/...-GU-7,62

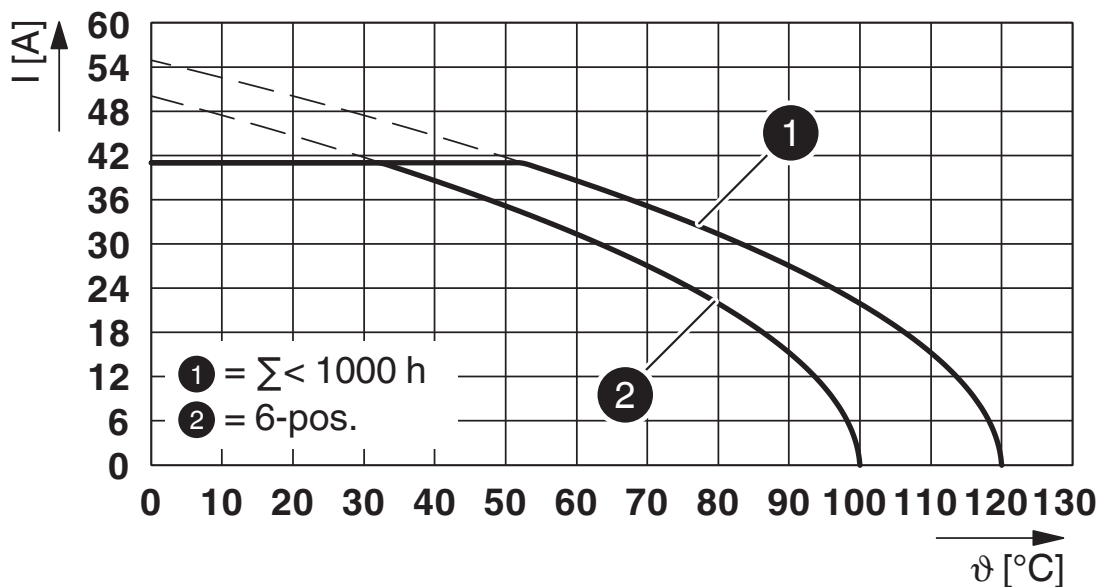
# LPC 6/ 2-ST-7,62 - PCB connector



1716921

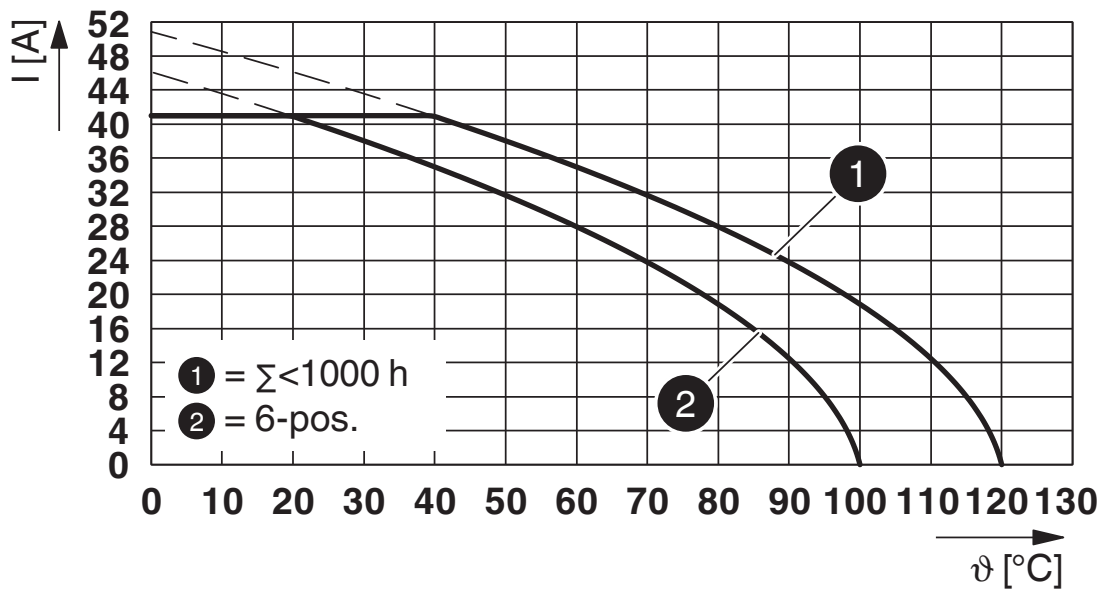
<https://www.phoenixcontact.com/us/products/1716921>

Diagram



Type: LPC 6/...-ST-7,62 with PC 6/...-G1U-7,62

Diagram



Type: LPC 6/...-ST-7,62 with PCV 6/...-G-7,62

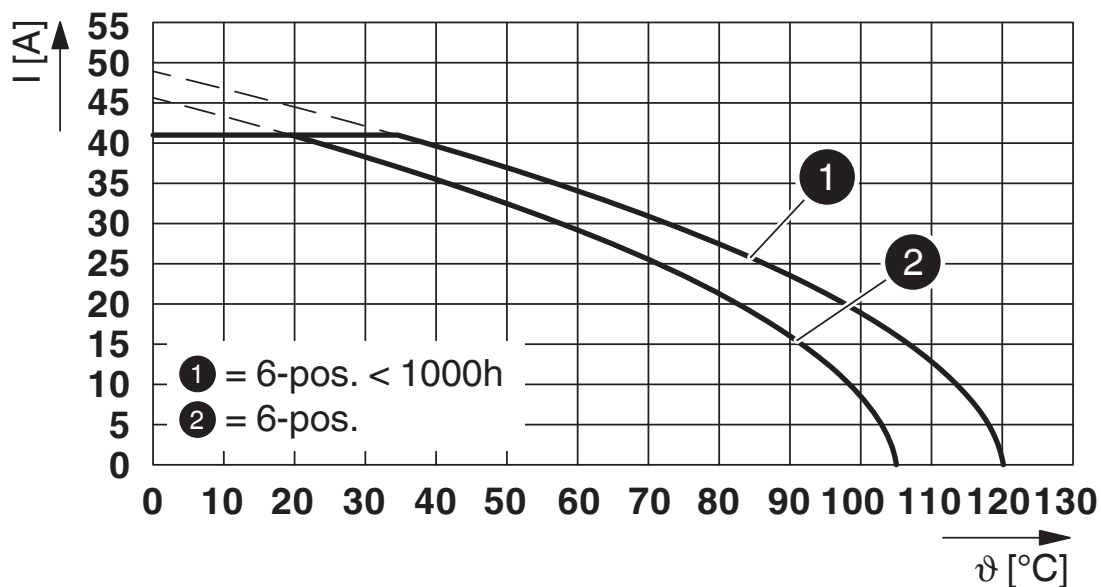
# LPC 6/ 2-ST-7,62 - PCB connector



1716921

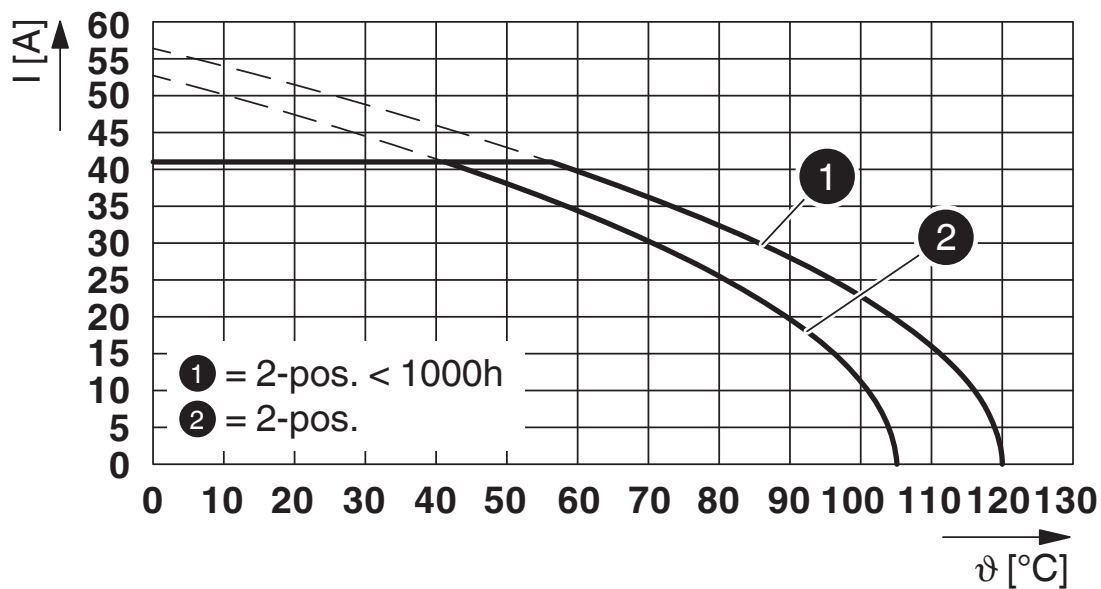
<https://www.phoenixcontact.com/us/products/1716921>

Diagram



Type: LPC 6/...-ST-7,62 with PC 6/...-G-7,62 P...THR

Diagram



Type: LPC 6/...-ST-7,62 with PC 6/...-G-7,62 P...THR

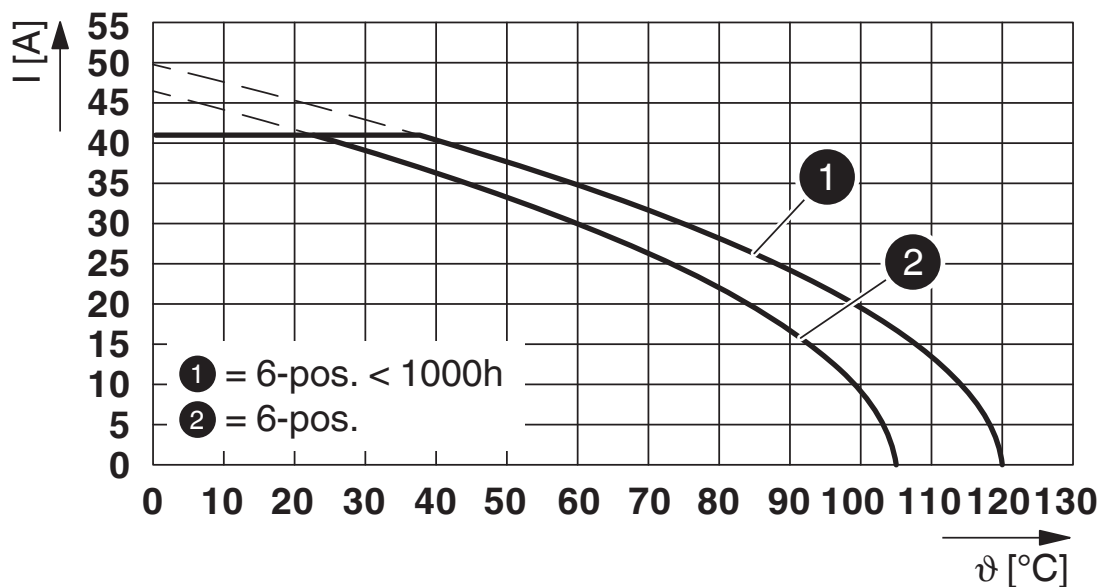
# LPC 6/ 2-ST-7,62 - PCB connector



1716921

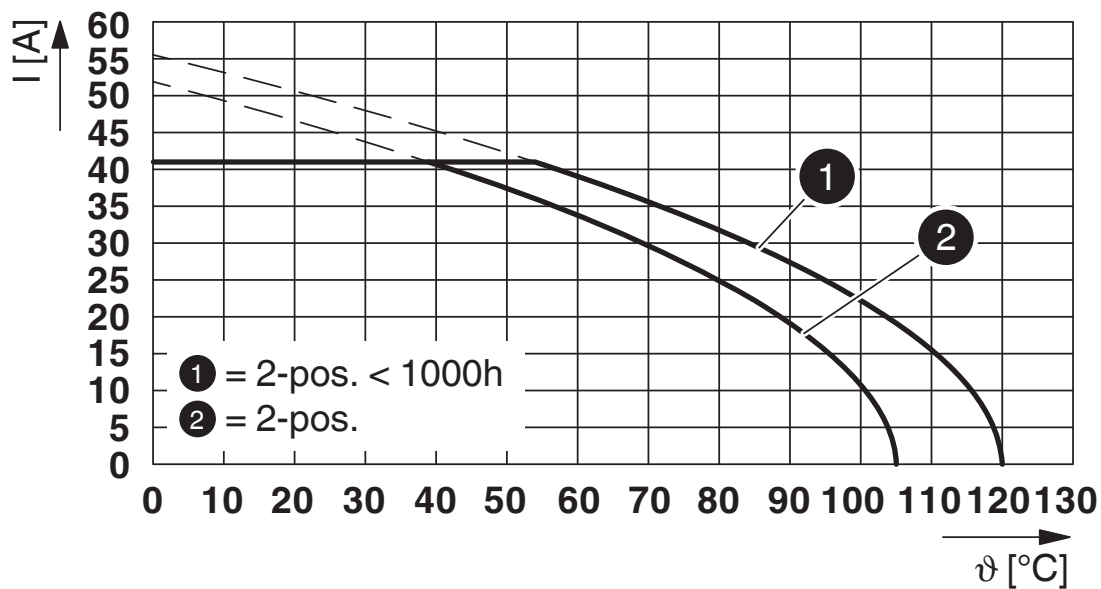
<https://www.phoenixcontact.com/us/products/1716921>

Diagram



Type: LPC 6/...-ST-7,62 with PCV 6/...-G-7,62 P...THR

Diagram



Type: LPC 6/...-ST-7,62 with PCV 6/...-G-7,62 P...THR

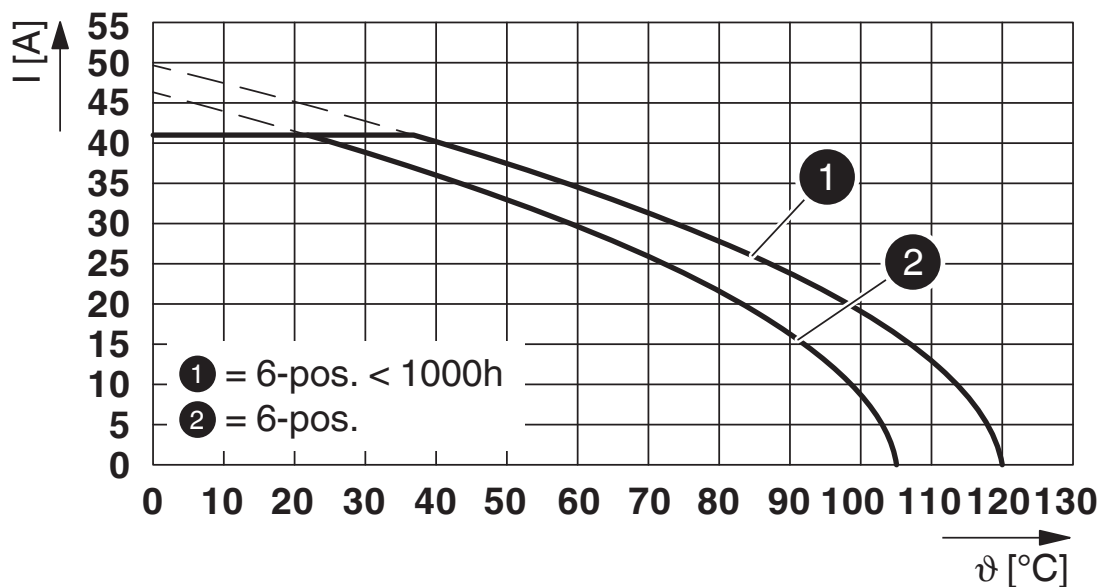
# LPC 6/ 2-ST-7,62 - PCB connector



1716921

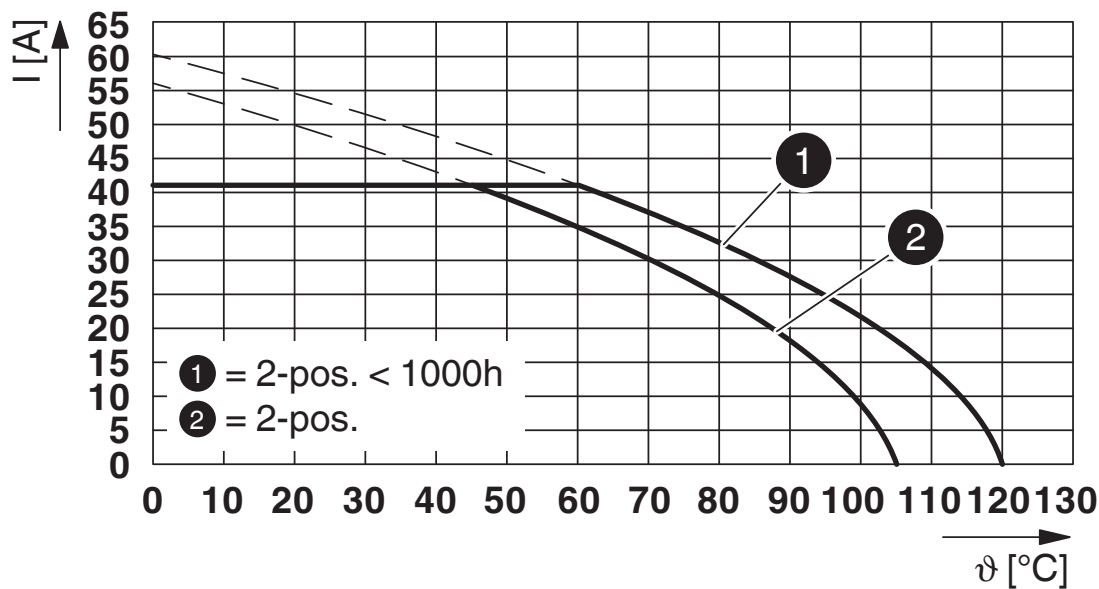
<https://www.phoenixcontact.com/us/products/1716921>

Diagram



Type: LPC 6/...-ST-7,62 with PC 6/...-GU-7,62 P...THR

Diagram



Type: LPC 6/...-ST-7,62 with PC 6/...-GU-7,62 P...THR

# LPC 6/ 2-ST-7,62 - PCB connector





1716921

<https://www.phoenixcontact.com/us/products/1716921>

## Approvals

To download certificates, visit the product detail page: <https://www.phoenixcontact.com/us/products/1716921>

 <b>cULus Recognized</b> Approval ID: E60425-20010727				
	Nominal voltage $U_N$	Nominal current $I_N$	Cross section AWG	Cross section $\text{mm}^2$
<b>B</b>				
Standard	600 V	35 A	18 - 8	-
<b>C</b>				
Standard	600 V	35 A	18 - 8	-
<b>F</b>				
USR application only	600 V	35 A	18 - 8	-

 <b>VDE approval of drawings</b> Approval ID: 40050635				
	Nominal voltage $U_N$	Nominal current $I_N$	Cross section AWG	Cross section $\text{mm}^2$
<b>keine</b>				
Only flexible conductors	630 V	41 A	-	0.75 - 6
Only rigid conductors	630 V	41 A	-	0.75 - 10

# LPC 6/ 2-ST-7,62 - PCB connector



1716921

<https://www.phoenixcontact.com/us/products/1716921>

## Classifications

### ECLASS

ECLASS-13.0	27460202
ECLASS-15.0	27460202

### ETIM

ETIM 10.0	EC002638
-----------	----------

### UNSPSC

UNSPSC 21.0	39121400
-------------	----------

# LPC 6/ 2-ST-7,62 - PCB connector



1716921

<https://www.phoenixcontact.com/us/products/1716921>

## Environmental product compliance

### EU RoHS

Fulfills EU RoHS substance requirements	Yes, No exemptions
---	--------------------

### China RoHS

Environment friendly use period (EFUP)	EFUP-E
	No hazardous substances above the limits

### EU REACH SVHC

REACH candidate substance (CAS No.)	No substance above 0.1 wt%
-------------------------------------	----------------------------

Phoenix Contact 2026 © - all rights reserved  
<https://www.phoenixcontact.com>

Phoenix Contact USA  
586 Fulling Mill Road  
Middletown, PA 17057, United States  
(+717) 944-1300  
[info@phoenixcon.com](mailto:info@phoenixcon.com)