

# SPT 2,5/17-V-5,0 GNYE - PCB terminal block




1714493

<https://www.phoenixcontact.com/us/products/1714493>

Please be informed that the data shown in this PDF document is generated from our online catalog. Please find the complete data in the user documentation. Our general terms of use for downloads are valid.



Printed circuit board terminal, nominal current: 24 A, rated voltage (III/2): 400 V, nominal cross section: 2.5 mm<sup>2</sup>, number of potentials: 17, number of rows: 1, number of positions per row: 17, product range: SPT 2,5/..-V, pitch: 5 mm, connection method: Push-in spring connection, mounting: Wave soldering, conductor/PCB connection direction: 90 °, color: green-yellow, Pin layout: Linear pinning, Solder pin [P]: 2.5 mm, number of solder pins per potential: 2, type of packaging: packed in cardboard



## Your advantages

- Time saving push-in connection, tools not required
- Defined contact force ensures that contact remains stable over the long term
- Clamping space opened by means of fixed screwdriver enables convenient conductor connection
- Operation and conductor connection from one direction enable integration into front of device
- Two solder pins reduce the mechanical strain on the soldering spots

## Commercial data

Item number	1714493
Packing unit	20 pc
Minimum order quantity	20 pc
Note	Made to order (non-returnable)
Product key	AAMBFF
GTIN	4055626475905
Weight per piece (including packing)	21.83 g
Weight per piece (excluding packing)	20.33 g
Country of origin	DE

# SPT 2,5/17-V-5,0 GNYE - PCB terminal block



1714493

<https://www.phoenixcontact.com/us/products/1714493>

## Technical data

### Product properties

Product type	Printed circuit board terminal
Product family	SPT 2,5/...-V
Product line	COMBICON Terminals M
Number of positions	17
Pitch	5 mm
Number of connections	17
Number of rows	1
Number of potentials	17
Pin layout	Linear pinning
Solder pins per potential	2

### Electrical properties

#### Properties

Nominal current $I_N$	24 A
Nominal voltage $U_N$	400 V
Rated voltage (III/3)	250 V
Rated surge voltage (III/3)	4 kV
Rated voltage (III/2)	400 V
Rated surge voltage (III/2)	4 kV
Rated voltage (II/2)	630 V
Rated surge voltage (II/2)	4 kV

### Connection data

#### Connection technology

Nominal cross section	2.5 mm <sup>2</sup>
-----------------------	---------------------

#### Conductor connection

Connection method	Push-in spring connection
Conductor cross-section rigid	0.2 mm <sup>2</sup> ... 4 mm <sup>2</sup> (Conductor connection with open terminal point) 0.34 mm <sup>2</sup> ... 4 mm <sup>2</sup> (Push-in connection)
Conductor cross-section flexible	0.2 mm <sup>2</sup> ... 2.5 mm <sup>2</sup>
Conductor cross-section AWG	24 ... 12
Conductor cross-section, flexible, with ferrule, without plastic sleeve	0.25 mm <sup>2</sup> ... 2.5 mm <sup>2</sup> (Stripping length 8 mm)
Conductor cross-section, flexible, with ferrule, with plastic sleeve	0.25 mm <sup>2</sup> ... 1.5 mm <sup>2</sup> (Stripping length 8 mm)
Stripping length	10 mm

### Mounting

Mounting type	Wave soldering
Pin layout	Linear pinning

# SPT 2,5/17-V-5,0 GNYE - PCB terminal block



1714493

<https://www.phoenixcontact.com/us/products/1714493>

## Material specifications

### Material data - contact

Note	WEEE/RoHS-compliant, free of whiskers according to IEC 60068-2-82/JEDEC JESD 201
Contact material	Cu alloy
Surface characteristics	hot-dip tin-plated
Metal surface terminal point (top layer)	Tin (4 µm - 8 µm Sn)
Metal surface soldering area (top layer)	Tin (4 µm - 8 µm Sn)

### Material data - housing

Color (Housing)	green-yellow ( )
Insulating material	PA
Insulating material group	I
CTI according to IEC 60112	600
Flammability rating according to UL 94	V0
Glow wire flammability index GWFI according to EN 60695-2-12	850
Glow wire ignition temperature GWIT according to EN 60695-2-13	775
Temperature for the ball pressure test according to EN 60695-10-2	125 °C

## Dimensions

Dimensional drawing	
Pitch	5 mm
Width [w]	86.4 mm
Height [h]	16.9 mm
Length [l]	13.5 mm
Installed height	14.4 mm
Solder pin length [P]	2.5 mm
Pin dimensions	0.8 x 0.8 mm

### PCB design

Pin spacing	8.2 mm
Hole diameter	1.3 mm

## Mechanical tests

### Test for conductor damage and slackening

Specification	IEC 60999-1:1999-11
Result	Test passed

# SPT 2,5/17-V-5,0 GNYE - PCB terminal block



1714493

<https://www.phoenixcontact.com/us/products/1714493>

## Pull-out test

Specification	IEC 60999-1:1999-11
Conductor cross-section/conductor type/tractive force setpoint/actual value	0.2 mm <sup>2</sup> / solid / > 10 N
	0.2 mm <sup>2</sup> / flexible / > 10 N
	4 mm <sup>2</sup> / solid / > 60 N
	2.5 mm <sup>2</sup> / flexible / > 50 N
	0.34 mm <sup>2</sup> / solid / > 15 N

## Electrical tests

### Temperature-rise test

Specification	IEC 60947-7-4:2019-01
Requirement temperature-rise test	The sum of ambient temperature and temperature rise of the PCB terminal block shall not exceed the upper limiting temperature.

### Short-time withstand current

Specification	IEC 60947-7-4:2019-01
---------------	-----------------------

### Insulation resistance

Specification	IEC 60512-3-1:2002-02
Insulation resistance, neighboring positions	> 5 MΩ

### Air clearances and creepage distances |

Specification	IEC 60947-7-4:2019-01
Insulating material group	I
Comparative tracking index (IEC 60112)	CTI 600
Rated insulation voltage (III/3)	250 V
Rated surge voltage (III/3)	4 kV
minimum clearance value - non-homogenous field (III/3)	3 mm
minimum creepage distance (III/3)	3.2 mm
Rated insulation voltage (III/2)	400 V
Rated surge voltage (III/2)	4 kV
minimum clearance value - non-homogenous field (III/2)	3 mm
minimum creepage distance (III/2)	3 mm
Rated insulation voltage (II/2)	630 V
Rated surge voltage (II/2)	4 kV
minimum clearance value - non-homogenous field (II/2)	3 mm
minimum creepage distance (II/2)	3.2 mm

## Environmental and real-life conditions

### Vibration test

Specification	IEC 60068-2-6:1995-03
Frequency	10 - 150 - 10 Hz
Sweep speed	1 octave/min
Amplitude	0.35 mm (10 Hz ... 60.1 Hz)

# SPT 2,5/17-V-5,0 GNYE - PCB terminal block



1714493

<https://www.phoenixcontact.com/us/products/1714493>

Acceleration	5g (60.1 Hz ... 150 Hz)
Test duration per axis	2.5 h
Test directions	X-, Y- and Z-axis

## Glow-wire test

Specification	IEC 60695-2-10:2013-04
Temperature	850 °C
Time of exposure	5 s

## Aging

Specification	IEC 60947-7-4:2019-01
---------------	-----------------------

## Ambient conditions

Ambient temperature (storage/transport)	-40 °C ... 70 °C
Relative humidity (storage/transport)	30 % ... 70 %
Ambient temperature (assembly)	-5 °C ... 100 °C
Ambient temperature (operation)	-40 °C ... 105 °C (Depending on the current carrying capacity/derating curve)

## Packaging specifications

Type of packaging	packed in cardboard
-------------------	---------------------

# SPT 2,5/17-V-5,0 GNYE - PCB terminal block



1714493

<https://www.phoenixcontact.com/us/products/1714493>

## Drawings

Diagram



Type: SPT 2,5/...-V-5,0

# SPT 2,5/17-V-5,0 GNYE - PCB terminal block





1714493

<https://www.phoenixcontact.com/us/products/1714493>

## Approvals

To download certificates, visit the product detail page: <https://www.phoenixcontact.com/us/products/1714493>

 <b>cULus Recognized</b> Approval ID: E60425-20061129				
	Nominal voltage $U_N$	Nominal current $I_N$	Cross section AWG	Cross section $\text{mm}^2$
B	300 V	20 A	24 - 12	-
C	150 V	20 A	24 - 12	-
D	150 V	15 A	24 - 12	-

 <b>VDE Zeichengenehmigung</b> Approval ID: 40042909				
	Nominal voltage $U_N$	Nominal current $I_N$	Cross section AWG	Cross section $\text{mm}^2$
keine	400 V	32 A	-	0.2 - 4

# SPT 2,5/17-V-5,0 GNYE - PCB terminal block



1714493

<https://www.phoenixcontact.com/us/products/1714493>

## Classifications

### ECLASS

ECLASS-13.0	27460101
ECLASS-15.0	27460101

### ETIM

ETIM 10.0	EC002643
-----------	----------

### UNSPSC

UNSPSC 21.0	39121400
-------------	----------

# SPT 2,5/17-V-5,0 GNYE - PCB terminal block



1714493

<https://www.phoenixcontact.com/us/products/1714493>

## Environmental product compliance

### EU RoHS

Fulfills EU RoHS substance requirements	Yes, No exemptions
---	--------------------

### China RoHS

Environment friendly use period (EFUP)	EFUP-E
	No hazardous substances above the limits

### EU REACH SVHC

REACH candidate substance (CAS No.)	No substance above 0.1 wt%
-------------------------------------	----------------------------

### EF3.1 Climate Change

CO2e kg	0.191 kg CO2e
---------	---------------

Phoenix Contact 2026 © - all rights reserved  
<https://www.phoenixcontact.com>

Phoenix Contact USA  
586 Fulling Mill Road  
Middletown, PA 17057, United States  
(+717) 944-1300  
[info@phoenixcon.com](mailto:info@phoenixcon.com)