

UW 95/S - Panel feed-through terminal block

1713223

<https://www.phoenixcontact.com/us/products/1713223>

Please be informed that the data shown in this PDF document is generated from our online catalog. Please find the complete data in the user documentation. Our general terms of use for downloads are valid.



Panel feed-through terminal block, connection method: Screw connection with tension sleeve, Screw connection with tension sleeve, number of positions: 1, load current: 232 A, connection direction of the conductor to plug-in direction: 0 °, width: 25 mm, color: gray

Your advantages

- Well-known connection principle allows worldwide use
- Low temperature rise, thanks to maximum contact force
- Tool-free snap-in principle enables easy mounting on the device panel
- Automatic panel thickness compensation enables universal use

Commercial data

Item number	1713223
Packing unit	10 pc
Minimum order quantity	10 pc
Sales key	AA28
Product key	AA1GDA
GTIN	4055626308371
Weight per piece (including packing)	189.84 g
Weight per piece (excluding packing)	184 g
Customs tariff number	85369010
Country of origin	CN

UW 95/S - Panel feed-through terminal block



1713223

<https://www.phoenixcontact.com/us/products/1713223>

Technical data

Product properties

Product type	Panel feed-through terminal block
Product family	UW 95
Number of positions	1
Pitch	25 mm
Number of connections	2
Number of potentials	1

Electrical properties

Properties

Nominal current I_N	232 A
Nominal voltage U_N	1000 V
Rated voltage (III/3)	1000 V
Rated surge voltage (III/3)	8 kV
Rated voltage (III/2)	1000 V
Rated surge voltage (III/2)	8 kV
Rated voltage (II/2)	1000 V
Rated surge voltage (II/2)	6 kV

Connection data

Connection technology

Connector system	UW 95
Nominal cross section	95 mm ²

Interlock

Locking type	Snap-in locking
--------------	-----------------

Conductor connection exterior

Connection method	Screw connection with tension sleeve
Connection direction of the conductor to plug-in direction	0 °
Single-conductor/terminal point multi-stranded	25 mm ² ... 95 mm ²
Conductor cross-section flexible	35 mm ² ... 95 mm ²
Conductor cross-section, flexible, with ferrule, without plastic sleeve	25 mm ² ... 95 mm ²
Conductor cross-section, flexible, with ferrule, with plastic sleeve	25 mm ² ... 95 mm ²
2 conductors with the same cross section, stranded	16 mm ² ... 35 mm ²
2 conductors with same cross section, flexible	16 mm ² ... 35 mm ²
2 conductors with same cross section, flexible, with ferrule without plastic sleeve	16 mm ² ... 35 mm ²
Internal cylindrical gage	A12 / B12
Stripping length	27 mm
Tightening torque	10 Nm ... 12 Nm

UW 95/S - Panel feed-through terminal block



1713223

<https://www.phoenixcontact.com/us/products/1713223>

Conductor connection interior

Connection method	Screw connection with tension sleeve
Connection direction of the conductor to plug-in direction	0 °
Single-conductor/terminal point multi-stranded	25 mm ² ... 95 mm ²
Conductor cross-section flexible	35 mm ² ... 95 mm ²
Conductor cross-section, flexible, with ferrule, without plastic sleeve	25 mm ² ... 95 mm ²
Conductor cross-section, flexible, with ferrule, with plastic sleeve	25 mm ² ... 95 mm ²
2 conductors with the same cross section, stranded	16 mm ² ... 35 mm ²
2 conductors with same cross section, flexible	16 mm ² ... 35 mm ²
2 conductors with same cross section, flexible, with ferrule without plastic sleeve	16 mm ² ... 35 mm ²
Internal cylindrical gage	A12 / B12
Stripping length	27 mm
Tightening torque	10 Nm ... 12 Nm

Mounting

Panel thickness	1 mm...4 mm
-----------------	-------------

Material specifications

Material data - contact

Note	WEEE/RoHS-compliant, free of whiskers according to IEC 60068-2-82/JEDEC JESD 201
Contact material	Al alloy
Surface characteristics	tin-plated

Material data - housing

Color (Housing)	gray (7042)
Insulating material	PA
Insulating material group	I
CTI according to IEC 60112	600
Flammability rating according to UL 94	V0
Glow wire flammability index GWFI according to EN 60695-2-12	850
Glow wire ignition temperature GWIT according to EN 60695-2-13	775
Temperature for the ball pressure test according to EN 60695-10-2	125 °C

Notes

Safety note

Safety note	<ul style="list-style-type: none">• WARNING: Only electrically qualified personnel may install and operate the product. They must observe the following safety notes. The qualified personnel must be familiar with the basics of electrical engineering. They must be able to recognize and prevent danger. The relevant symbol on the packaging indicates that only personnel familiar with electrical engineering are
-------------	---

UW 95/S - Panel feed-through terminal block

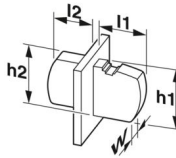


1713223

<https://www.phoenixcontact.com/us/products/1713223>

	allowed to install and operate the product.
	<ul style="list-style-type: none"> The installation notes/Design In documents online on the download page at phoenixcontact.com/products must be observed for this product.
	<ul style="list-style-type: none"> The cable entry funnel is not safe to touch. Never connect or disconnect the terminal when it is energized. Take appropriate steps to ensure touch protection.

Dimensions

Dimensional drawing	
Pitch	25 mm
Width [w]	25 mm

External dimensions

Height [h1]	73.9 mm
Length [l1]	45 mm

Internal dimensions

Height [h2]	73.9 mm
Length [l2]	49.5 mm

Mechanical tests

Test for conductor damage and slackening

Specification	IEC 60947-7-1:2009-04
Result	Test passed

Pull-out test

Specification	IEC 60947-7-1:2009-04
Conductor cross-section/conductor type/tractive force setpoint/actual value	25 mm ² / stranded / > 135 N
	35 mm ² / flexible / > 190 N
	95 mm ² / stranded / > 351 N
	95 mm ² / flexible / > 351 N

Electrical tests

Temperature-rise test

Specification	IEC 60947-7-1:2009-04
Requirement temperature-rise test	Increase in temperature ≤ 45 K

Short-time withstand current

Specification	IEC 60947-7-1:2009-04
---------------	-----------------------

Air clearances and creepage distances | 1. Insulation coordination

UW 95/S - Panel feed-through terminal block



1713223

<https://www.phoenixcontact.com/us/products/1713223>

Specification	IEC 60947-1:2007-06 + A1:2010-12
Insulating material group	I
Comparative tracking index (IEC 60112)	CTI 600
Rated insulation voltage (III/3)	1000 V
Rated surge voltage (III/3)	8 kV
minimum clearance value - non-homogenous field (III/3)	8 mm
minimum creepage distance (III/3)	12.5 mm
Rated insulation voltage (III/2)	1000 V
Rated surge voltage (III/2)	8 kV
minimum clearance value - non-homogenous field (III/2)	8 mm
minimum creepage distance (III/2)	8 mm
Rated insulation voltage (II/2)	1000 V
Rated surge voltage (II/2)	6 kV
minimum clearance value - non-homogenous field (II/2)	5.5 mm
minimum creepage distance (II/2)	5.5 mm

Environmental and real-life conditions

Vibration test

Specification	IEC 60068-2-6:2007-12
Frequency	10 - 150 - 10 Hz
Sweep speed	1 octave/min
Amplitude	0.35 mm (10 Hz ... 60.1 Hz)
Acceleration	5g (60.1 Hz ... 150 Hz)
Test duration per axis	2.5 h
Test directions	X-, Y- and Z-axis

Glow-wire test

Specification	IEC 60695-2-11:2014-02
Temperature	960 °C
Time of exposure	30 s

Ambient conditions

Ambient temperature (storage/transport)	-40 °C ... 70 °C
Relative humidity (storage/transport)	30 % ... 70 %
Ambient temperature (assembly)	-5 °C ... 100 °C
Ambient temperature (operation)	-40 °C ... 100 °C (Depending on the current carrying capacity/derating curve)

Ambient conditions

Ambient temperature (operation)	-40 °C ... 100 °C (Depending on the current carrying capacity/derating curve)
Ambient temperature (storage/transport)	-40 °C ... 70 °C
Relative humidity (storage/transport)	30 % ... 70 %
Ambient temperature (assembly)	-5 °C ... 100 °C

Packaging specifications

UW 95/S - Panel feed-through terminal block



1713223

<https://www.phoenixcontact.com/us/products/1713223>

Type of packaging	packed in cardboard
-------------------	---------------------

UW 95/S - Panel feed-through terminal block

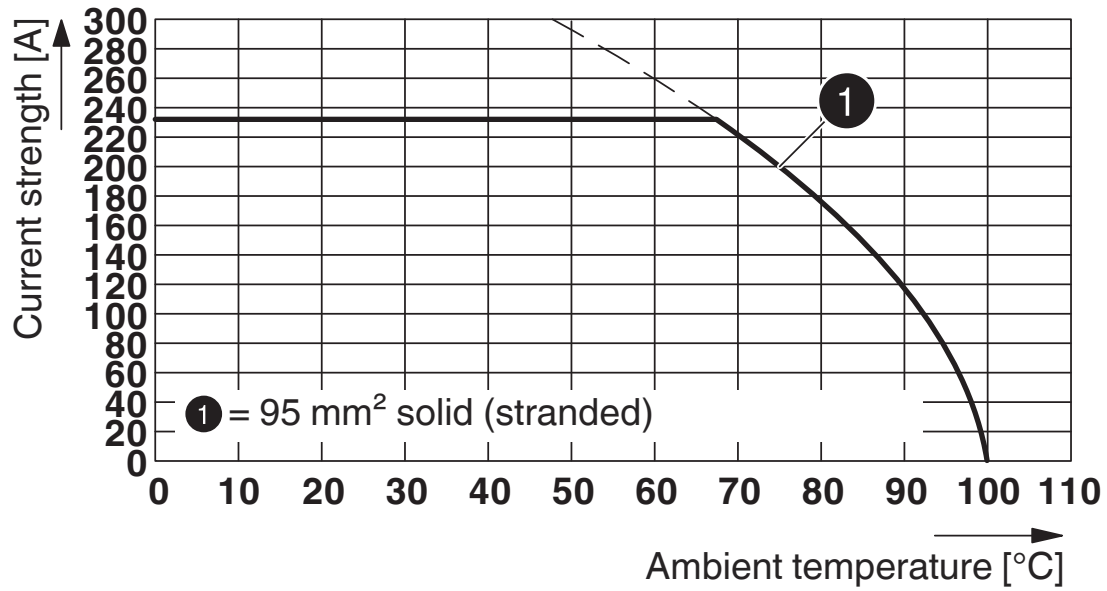


1713223

<https://www.phoenixcontact.com/us/products/1713223>

Drawings

Diagram



Type: UW 95(-F)/S

UW 95/S - Panel feed-through terminal block





1713223

<https://www.phoenixcontact.com/us/products/1713223>

Approvals

To download certificates, visit the product detail page: <https://www.phoenixcontact.com/us/products/1713223>

 cULus Recognized Approval ID: E60425-20171106				
	Nominal voltage U_N	Nominal current I_N	Cross section AWG	Cross section mm^2
B	600 V	200 A	4 - 3/0	-
C	600 V	200 A	4 - 3/0	-

 VDE approval of drawings Approval ID: 40047737				
	Nominal voltage U_N	Nominal current I_N	Cross section AWG	Cross section mm^2
keine	1000 V	232 A	-	25 - 95

UW 95/S - Panel feed-through terminal block



1713223

<https://www.phoenixcontact.com/us/products/1713223>

Classifications

ECLASS

ECLASS-13.0	27141134
ECLASS-15.0	27141134

ETIM

ETIM 10.0	EC001283
-----------	----------

UNSPSC

UNSPSC 21.0	39121400
-------------	----------

UW 95/S - Panel feed-through terminal block



1713223

<https://www.phoenixcontact.com/us/products/1713223>

Environmental product compliance

EU RoHS

Fulfills EU RoHS substance requirements	Yes, No exemptions
---	--------------------

China RoHS

Environment friendly use period (EFUP)	EFUP-E
	No hazardous substances above the limits

EU REACH SVHC

REACH candidate substance (CAS No.)	No substance above 0.1 wt%
-------------------------------------	----------------------------

EF3.1 Climate Change

CO2e kg	2.262 kg CO2e
---------	---------------

Phoenix Contact 2026 © - all rights reserved
<https://www.phoenixcontact.com>

Phoenix Contact USA
586 Fulling Mill Road
Middletown, PA 17057, United States
(+717) 944-1300
info@phoenixcon.com