

SPT 2,5/14-V-5,0-EXMC12RZBD+12 - PCB terminal block



1710220

<https://www.phoenixcontact.com/us/products/1710220>

Please be informed that the data shown in this PDF document is generated from our online catalog. Please find the complete data in the user documentation. Our general terms of use for downloads are valid.



The figure shows a 10-position version of the product

PCB terminal block, nominal current: 22 A, nominal cross section: 2.5 mm², number of potentials: 14, number of rows: 1, number of positions per row: 14, product range: SPT 2,5/..-V-EX, pitch: 5 mm, connection method: Push-in spring connection, mounting: Wave soldering, conductor/PCB connection direction: 90 °, Pin layout: Linear double pinning, Solder pin [P]: 2.5 mm, number of solder pins per potential: 2, type of packaging: packed in cardboard

Your advantages

- Time saving push-in connection, tools not required
- Defined contact force ensures that contact remains stable over the long term
- Clamping space opened by means of fixed screwdriver enables convenient conductor connection
- Operation and conductor connection from one direction enable integration into front of device
- Satisfies the more stringent safety requirements of "Ex eb" protection according to IEC 60079-7 for potentially explosive areas
- Two solder pins reduce the mechanical strain on the soldering spots

Commercial data

Item number	1710220
Packing unit	50 pc
Minimum order quantity	50 pc
Note	Made to order (non-returnable)
Product key	AAMBFC
GTIN	4055626140155
Weight per piece (including packing)	22.32 g
Weight per piece (excluding packing)	21.144 g
Country of origin	PL

SPT 2,5/14-V-5,0-EXMC12RZBD+12 - PCB terminal block



1710220

<https://www.phoenixcontact.com/us/products/1710220>

Technical data

Product properties

Product type	PCB terminal block
Product family	SPT 2,5/...-V-EX
Product line	COMBICON Terminals M
Number of positions	14
Pitch	5 mm
Number of connections	14
Number of rows	1
Number of potentials	14
Pin layout	Linear double pinning
Solder pins per potential	2

Electrical properties

Properties

Nominal current I_N	22 A
Nominal voltage U_N	176 V
Rated current / conductor cross-section	22 A/2.5 mm ²

Ex data

Ex approval

Identification	0344 [Ⓢ] II 2GD / Ex eb IIC Gb
EU-type examination certificate	KEMA 07ATEX0193 U
IECEx certificate	IECEx KEM 07.0057 U

Connection data

Connection technology

Nominal cross section	2.5 mm ²
-----------------------	---------------------

Conductor connection

Connection method	Push-in spring connection
Conductor cross-section rigid	0.2 mm ² ... 4 mm ²
Conductor cross-section flexible	0.2 mm ² ... 2.5 mm ²
Conductor cross-section AWG	24 ... 14
Conductor cross-section, flexible, with ferrule, without plastic sleeve	0.25 mm ² ... 2.5 mm ² (Stripping length 8 mm)
Conductor cross-section, flexible, with ferrule, with plastic sleeve	0.25 mm ² ... 1.5 mm ² (Stripping length 8 mm)
Stripping length	10 mm

Mounting

Mounting type	Wave soldering
Pin layout	Linear double pinning

SPT 2,5/14-V-5,0-EXMC12RZBD+12 - PCB terminal block



1710220

<https://www.phoenixcontact.com/us/products/1710220>

Material specifications

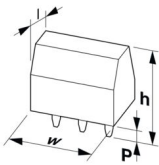
Material data - contact

Note	WEEE/RoHS-compliant, free of whiskers according to IEC 60068-2-82/JEDEC JESD 201
Contact material	Cu alloy
Surface characteristics	hot-dip tin-plated
Metal surface terminal point (top layer)	Tin (4 µm - 8 µm Sn)
Metal surface soldering area (top layer)	Tin (4 µm - 8 µm Sn)

Material data - housing

Insulating material	PA
Insulating material group	I
CTI according to IEC 60112	600
Flammability rating according to UL 94	V0
Glow wire flammability index GWFI according to EN 60695-2-12	850
Glow wire ignition temperature GWIT according to EN 60695-2-13	775
Temperature for the ball pressure test according to EN 60695-10-2	125 °C

Dimensions

Dimensional drawing	
Pitch	5 mm
Width [w]	103.9 mm
Height [h]	16.9 mm
Length [l]	13.5 mm
Installed height	14.4 mm
Solder pin length [P]	2.5 mm
Pin dimensions	0.8 x 0.8 mm

PCB design

Pin spacing	8.2 mm
Hole diameter	1.2 mm

Environmental and real-life conditions

Ambient conditions

Ambient temperature (storage/transport)	-40 °C ... 70 °C
Relative humidity (storage/transport)	30 % ... 70 %
Ambient temperature (assembly)	-5 °C ... 100 °C

SPT 2,5/14-V-5,0-EXMC12RZBD+12 - PCB terminal block



1710220

<https://www.phoenixcontact.com/us/products/1710220>

Ambient temperature (operation)	-50 °C ... 110 °C
---------------------------------	-------------------

Packaging specifications

Type of packaging	packed in cardboard
-------------------	---------------------

SPT 2,5/14-V-5,0-EXMC12RZBD+12 - PCB terminal block





1710220

<https://www.phoenixcontact.com/us/products/1710220>

Approvals

To download certificates, visit the product detail page: <https://www.phoenixcontact.com/us/products/1710220>

 IECEX Approval ID: IECEX KEM 07.0057U				
	Nominal voltage U_N	Nominal current I_N	Cross section AWG	Cross section mm^2
keine				
	176 V	22 A	-	0.2 - 4

 ATEX Approval ID: KEMA 07ATEX0193 U				
	Nominal voltage U_N	Nominal current I_N	Cross section AWG	Cross section mm^2
keine				
	176 V	22 A	-	0.2 - 4

SPT 2,5/14-V-5,0-EXMC12RZBD+12 - PCB terminal block



1710220

<https://www.phoenixcontact.com/us/products/1710220>

Classifications

ECLASS

ECLASS-13.0	27460101
ECLASS-15.0	27460101

ETIM

ETIM 10.0	EC002643
-----------	----------

SPT 2,5/14-V-5,0-EXMC12RZBD+12 - PCB terminal block



1710220

<https://www.phoenixcontact.com/us/products/1710220>

Environmental product compliance

EU RoHS

Fulfills EU RoHS substance requirements	Yes, No exemptions
---	--------------------

China RoHS

Environment friendly use period (EFUP)	EFUP-E
	No hazardous substances above the limits

EU REACH SVHC

REACH candidate substance (CAS No.)	No substance above 0.1 wt%
-------------------------------------	----------------------------

Phoenix Contact 2026 © - all rights reserved
<https://www.phoenixcontact.com>

Phoenix Contact USA
586 Fulling Mill Road
Middletown, PA 17057, United States
(+717) 944-1300
info@phoenixcon.com