

# FMC 1,5/ 2-ST-3,81 BK - PCB connector

1703575

<https://www.phoenixcontact.com/us/products/1703575>

Please be informed that the data shown in this PDF document is generated from our online catalog. Please find the complete data in the user documentation. Our general terms of use for downloads are valid.



PCB connector, nominal cross section: 1.5 mm<sup>2</sup>, color: black, nominal current: 8 A, rated voltage (III/2): 160 V, contact surface: Sn, contact connection type: Socket, number of potentials: 2, number of rows: 1, number of positions: 2, number of connections: 2, product range: FMC 1,5/-ST, pitch: 3.81 mm, connection method: Push-in spring connection, conductor/PCB connection direction: 0 °, plug-in system: COMBICON FMC 1,5 - MCDN 1,5, locking: without, mounting method: without, type of packaging: packed in cardboard

## Your advantages

- Time saving push-in connection, tools not required
- Defined contact force ensures that contact remains stable over the long term
- Intuitive operation due to color-coded actuating push button
- Operation and conductor connection from one direction enable integration into front of device

## Commercial data

|                                      |               |
|--------------------------------------|---------------|
| Item number                          | 1703575       |
| Packing unit                         | 50 pc         |
| Minimum order quantity               | 50 pc         |
| Sales key                            | AA02          |
| Product key                          | AABFBA        |
| GTIN                                 | 4046356658218 |
| Weight per piece (including packing) | 1.367 g       |
| Weight per piece (excluding packing) | 1.084 g       |
| Customs tariff number                | 85366990      |
| Country of origin                    | DE            |

# FMC 1,5/ 2-ST-3,81 BK - PCB connector



1703575

<https://www.phoenixcontact.com/us/products/1703575>

## Technical data

### Product properties

|                       |                       |
|-----------------------|-----------------------|
| Product type          | PCB connector         |
| Product family        | FMC 1,5/..-ST         |
| Product line          | COMBICON Connectors S |
| Number of positions   | 2                     |
| Pitch                 | 3.81 mm               |
| Number of connections | 2                     |
| Number of rows        | 1                     |
| Number of potentials  | 2                     |
| Mounting type         | without               |

### Electrical properties

#### Properties

|                             |                |
|-----------------------------|----------------|
| Nominal current $I_N$       | 8 A            |
| Nominal voltage $U_N$       | 160 V          |
| Contact resistance          | 1.5 m $\Omega$ |
| Rated voltage (III/3)       | 160 V          |
| Rated surge voltage (III/3) | 2.5 kV         |
| Rated voltage (III/2)       | 160 V          |
| Rated surge voltage (III/2) | 2.5 kV         |
| Rated voltage (II/2)        | 320 V          |
| Rated surge voltage (II/2)  | 2.5 kV         |

### Connection data

#### Connection technology

|                         |  |
|-------------------------|--|
| Type                    | Standard   |
| Connector system        | COMBICON FMC 1,5 - MCDN 1,5<br>COMBICON FMC 1,5 - MCDN 1,5 |
| Nominal cross section   | 1.5 mm <sup>2</sup>  |
| Contact connection type | Socket   |

#### Interlock

|               |         |
|---------------|---------|
| Locking type  | without |
| Mounting type | without |

#### Conductor connection

|                                    |   |
|------------------------------------|---|
| Connection method                  | Push-in spring connection                   |
| Conductor/PCB connection direction | 0 °   |
| Conductor cross-section rigid      | 0.2 mm <sup>2</sup> ... 1.5 mm <sup>2</sup> |
| Conductor cross-section flexible   | 0.2 mm <sup>2</sup> ... 1.5 mm <sup>2</sup> |
| Conductor cross-section AWG        | 24 ... 16                                   |

# FMC 1,5/ 2-ST-3,81 BK - PCB connector



1703575

<https://www.phoenixcontact.com/us/products/1703575>

|   |   |
|---|---|
| Conductor cross-section, flexible, with ferrule, without plastic sleeve | 0.25 mm <sup>2</sup> ... 1.5 mm <sup>2</sup>  |
| Conductor cross-section, flexible, with ferrule, with plastic sleeve    | 0.14 mm <sup>2</sup> ... 0.75 mm <sup>2</sup> |
| Cylindrical gauge a x b / diameter                                      | 2.4 mm x 1.5 mm / 1.6 mm                      |
| Stripping length  | 10 mm   |

## Specifications for ferrules without insulating collar

|  |  |
|--|--|
| recommended crimping tool                                    | 1212034 CRIMPFOX 6   |
| ferrules without insulating collar, according to DIN 46228-1 | Cross section: 0.25 mm <sup>2</sup> ; Length: 7 mm           |
|  | Cross section: 0.34 mm <sup>2</sup> ; Length: 7 mm           |
|  | Cross section: 0.5 mm <sup>2</sup> ; Length: 8 mm ... 10 mm  |
|  | Cross section: 0.75 mm <sup>2</sup> ; Length: 8 mm ... 10 mm |
|  | Cross section: 1 mm <sup>2</sup> ; Length: 8 mm ... 10 mm    |
|  | Cross section: 1.5 mm <sup>2</sup> ; Length: 10 mm           |

## Specifications for ferrules with insulating collar

|   |  |
|---|--|
| recommended crimping tool                                 | 1212034 CRIMPFOX 6   |
| ferrules with insulating collar, according to DIN 46228-4 | Cross section: 0.14 mm <sup>2</sup> ; Length: 8 mm           |
|   | Cross section: 0.25 mm <sup>2</sup> ; Length: 8 mm ... 10 mm |
|   | Cross section: 0.34 mm <sup>2</sup> ; Length: 8 mm ... 10 mm |
|   | Cross section: 0.5 mm <sup>2</sup> ; Length: 8 mm ... 10 mm  |
|   | Cross section: 0.75 mm <sup>2</sup> ; Length: 10 mm          |

## Material specifications

### Material data - contact

|  |  |
|--|--|
| Note                                     | WEEE/RoHS-compliant, free of whiskers according to IEC 60068-2-82/JEDEC JESD 201 |
| Contact material                         | Cu alloy   |
| Surface characteristics                  | hot-dip tin-plated   |
| Metal surface terminal point (top layer) | Tin (4 μm - 8 μm Sn)   |
| Metal surface contact area (top layer)   | Tin (4 μm - 8 μm Sn)   |

### Material data - housing

|   |              |
|---|--------------|
| Color (Housing)   | black (9005) |
| Insulating material   | PA           |
| Insulating material group   | I            |
| CTI according to IEC 60112  | 600          |
| Flammability rating according to UL 94                            | V0           |
| Glow wire flammability index GWFI according to EN 60695-2-12      | 850          |
| Glow wire ignition temperature GWIT according to EN 60695-2-13    | 775          |
| Temperature for the ball pressure test according to EN 60695-10-2 | 125 °C       |

### Material data – actuating element

|                           |               |
|---------------------------|---------------|
| Color (Actuating element) | orange (2003) |
|---------------------------|---------------|

# FMC 1,5/ 2-ST-3,81 BK - PCB connector




1703575

<https://www.phoenixcontact.com/us/products/1703575>

|  |      |
|--|------|
| Insulating material                    | PBT  |
| Insulating material group              | IIIa |
| CTI according to IEC 60112             | 275  |
| Flammability rating according to UL 94 | V0   |

## Dimensions

|                     |  |
|---------------------|--|
| Dimensional drawing |  |
| Pitch               | 3.81 mm  |
| Width [w]           | 8.06 mm  |
| Height [h]          | 7.75 mm  |
| Length [l]          | 22.9 mm  |

## Notes

|                    |  |
|--------------------|--|
| Notes on operation | In accordance with IEC 61984, COMBICON connectors have no switching power (COC). During designated use, they must not be plugged in or disconnected when carrying voltage or under load. |
|--------------------|--|

## Mechanical tests

### Conductor connection

|               |                     |
|---------------|---------------------|
| Specification | IEC 60999-1:1999-11 |
| Result        | Test passed         |

### Test for conductor damage and slackening

|               |                     |
|---------------|---------------------|
| Specification | IEC 60999-1:1999-11 |
| Result        | Test passed         |

### Repeated connection and disconnection

|               |                     |
|---------------|---------------------|
| Specification | IEC 60999-1:1999-11 |
| Result        | Test passed         |

### Pull-out test

|   |   |
|---|---|
| Specification   | IEC 60999-1:1999-11                     |
| Conductor cross-section/conductor type/tractive force setpoint/actual value | 0.2 mm <sup>2</sup> / solid / > 10 N    |
|   | 0.2 mm <sup>2</sup> / flexible / > 10 N |
|   | 1.5 mm <sup>2</sup> / solid / > 40 N    |
|   | 1.5 mm <sup>2</sup> / flexible / > 40 N |

### Insertion and withdrawal forces

|               |                        |
|---------------|------------------------|
| Specification | IEC 60512-13-2:2006-02 |
| Result        | Test passed            |
| No. of cycles | 25                     |

# FMC 1,5/ 2-ST-3,81 BK - PCB connector



1703575

<https://www.phoenixcontact.com/us/products/1703575>

|                                     |     |
|-------------------------------------|-----|
| Insertion strength per pos. approx. | 8 N |
| Withdraw strength per pos. approx.  | 5 N |

## Resistance of inscriptions

|               |                        |
|---------------|------------------------|
| Specification | IEC 60068-2-70:1995-12 |
| Result        | Test passed            |

## Polarization and coding

|               |                        |
|---------------|------------------------|
| Specification | IEC 60512-13-5:2006-02 |
| Result        | Test passed            |

## Visual inspection

|               |                       |
|---------------|-----------------------|
| Specification | IEC 60512-1-1:2002-02 |
| Result        | Test passed           |

## Dimension check

|               |                       |
|---------------|-----------------------|
| Specification | IEC 60512-1-2:2002-02 |
| Result        | Test passed           |

## Environmental and real-life conditions

### Durability test

|  |                       |
|--|-----------------------|
| Specification                                | IEC 60512-9-1:2010-03 |
| Impulse withstand voltage at sea level       | 2.95 kV               |
| Contact resistance $R_1$                     | 1.5 m $\Omega$        |
| Contact resistance $R_2$                     | 1.7 m $\Omega$        |
| Insertion/withdrawal cycles                  | 25                    |
| Insulation resistance, neighboring positions | > 5 M $\Omega$        |

### Climatic test

|                                   |   |
|-----------------------------------|---|
| Specification                     | ISO 6988:1985-02  |
| Corrosive stress                  | 0.2 dm <sup>3</sup> SO <sub>2</sub> on 300 dm <sup>3</sup> /40 °C/1 cycle |
| Thermal stress                    | 100 °C/168 h  |
| Power-frequency withstand voltage | 1.39 kV   |

### Vibration test

|                        |                             |
|------------------------|-----------------------------|
| Specification          | IEC 60068-2-6:2007-12       |
| Frequency              | 10 - 150 - 10 Hz            |
| Sweep speed            | 1 octave/min                |
| Amplitude              | 0.35 mm (10 Hz ... 60.1 Hz) |
| Acceleration           | 5g (60.1 Hz ... 150 Hz)     |
| Test duration per axis | 2.5 h                       |
| Test directions        | X-, Y- and Z-axis           |

### Ambient conditions

|   |                  |
|---|------------------|
| Ambient temperature (storage/transport) | -40 °C ... 70 °C |
| Relative humidity (storage/transport)   | 30 % ... 70 %    |
| Ambient temperature (assembly)          | -5 °C ... 100 °C |

# FMC 1,5/ 2-ST-3,81 BK - PCB connector



1703575

<https://www.phoenixcontact.com/us/products/1703575>

|                                 |   |
|---------------------------------|---|
| Ambient temperature (operation) | -40 °C ... 100 °C (dependent on the derating curve) |
|---------------------------------|---|

## Electrical tests

### Thermal test | Test group C

|                            |                       |
|----------------------------|-----------------------|
| Specification              | IEC 60512-5-1:2002-02 |
| Tested number of positions | 20                    |

### Insulation resistance

|  |                       |
|--|-----------------------|
| Specification                                | IEC 60512-3-1:2002-02 |
| Insulation resistance, neighboring positions | > 5 MΩ                |

### Air clearances and creepage distances |

|  |                     |
|--|---------------------|
| Specification  | IEC 60664-1:2007-04 |
| Insulating material group                              | I                   |
| Comparative tracking index (IEC 60112)                 | CTI 600             |
| Rated insulation voltage (III/3)                       | 160 V               |
| Rated surge voltage (III/3)                            | 2.5 kV              |
| minimum clearance value - non-homogenous field (III/3) | 1.5 mm              |
| minimum creepage distance (III/3)                      | 2 mm                |
| Rated insulation voltage (III/2)                       | 160 V               |
| Rated surge voltage (III/2)                            | 2.5 kV              |
| minimum clearance value - non-homogenous field (III/2) | 1.5 mm              |
| minimum creepage distance (III/2)                      | 1.5 mm              |
| Rated insulation voltage (II/2)                        | 320 V               |
| Rated surge voltage (II/2)                             | 2.5 kV              |
| minimum clearance value - non-homogenous field (II/2)  | 1.5 mm              |
| minimum creepage distance (II/2)                       | 1.6 mm              |

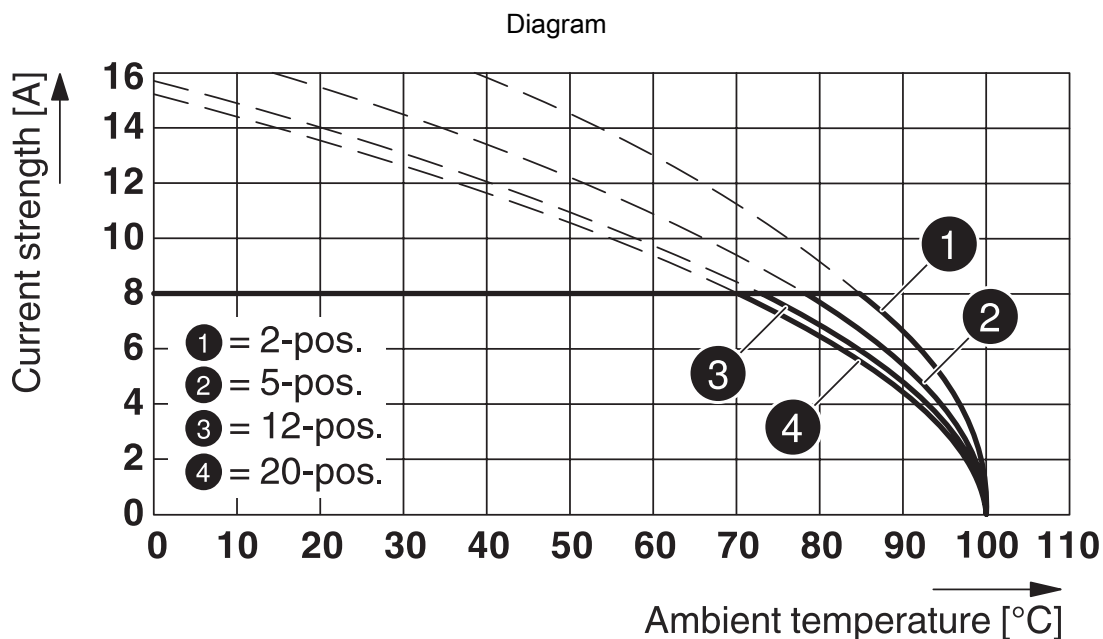
## Packaging specifications

|                   |                     |
|-------------------|---------------------|
| Type of packaging | packed in cardboard |
|-------------------|---------------------|

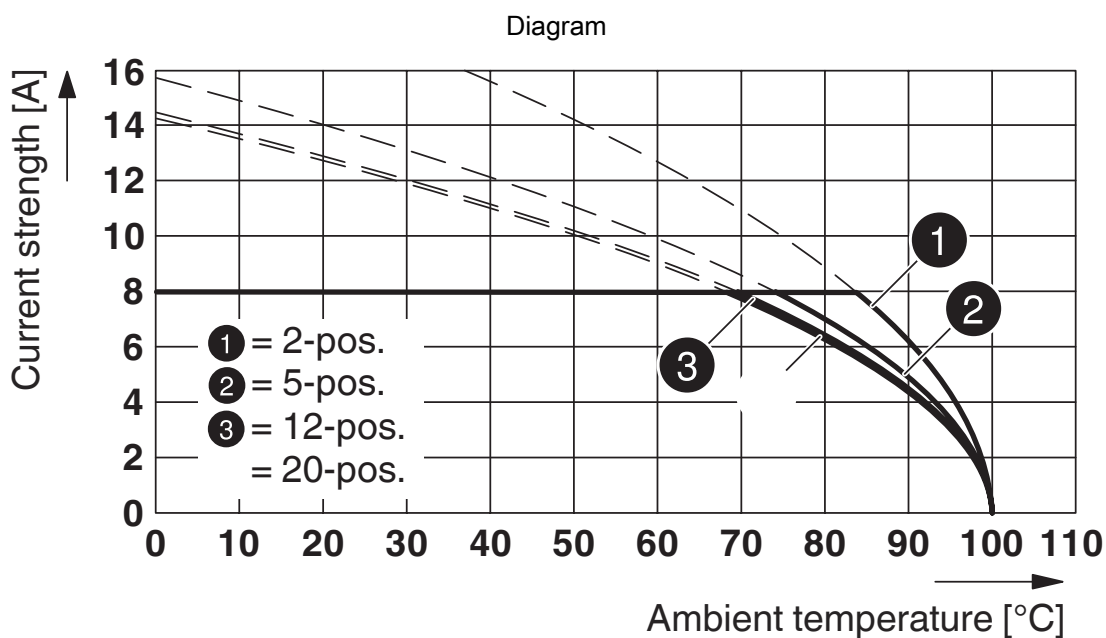
1703575

<https://www.phoenixcontact.com/us/products/1703575>

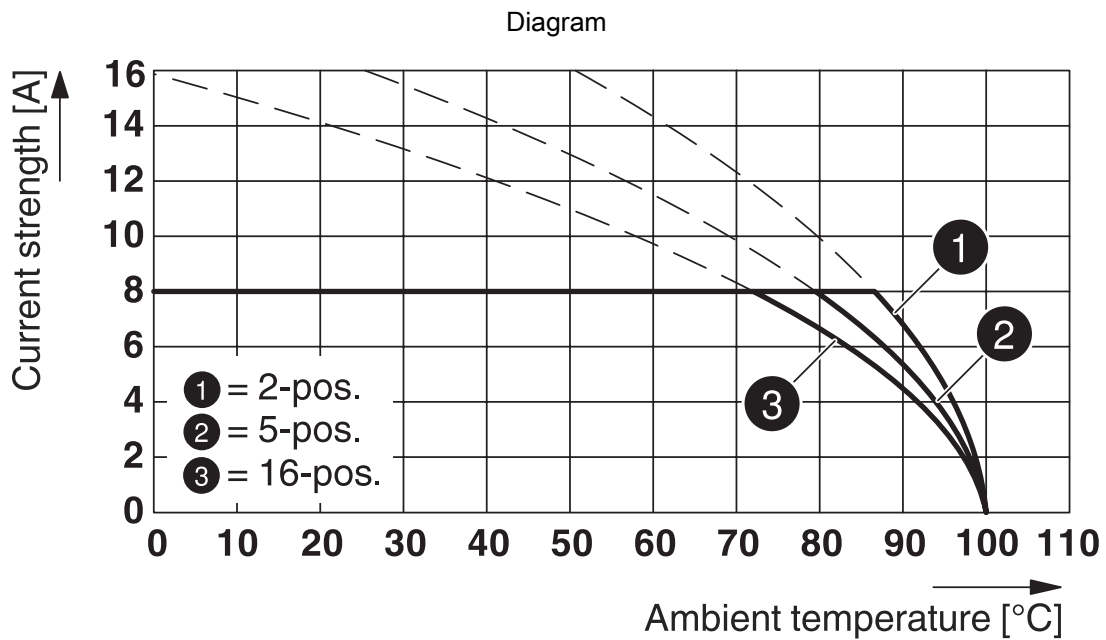
## Drawings



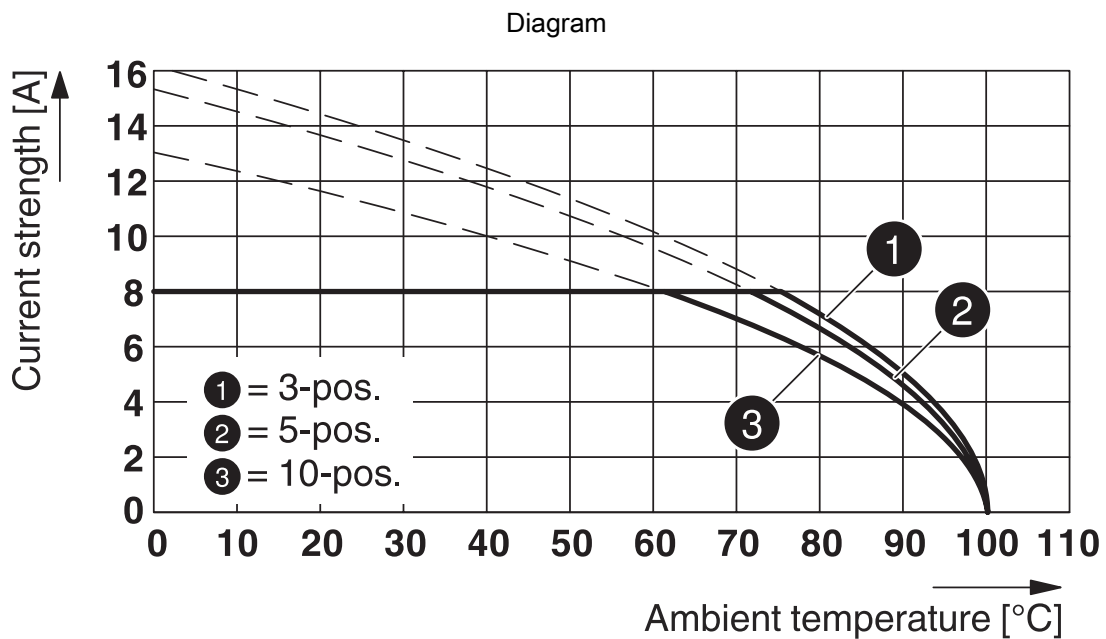
Type: FMC 1,5/...-ST-3,81 with MCV 1,5/...-G-3,81



Type: FMC 1,5/...-ST-3,81 with MC 1,5/...-G-3,81



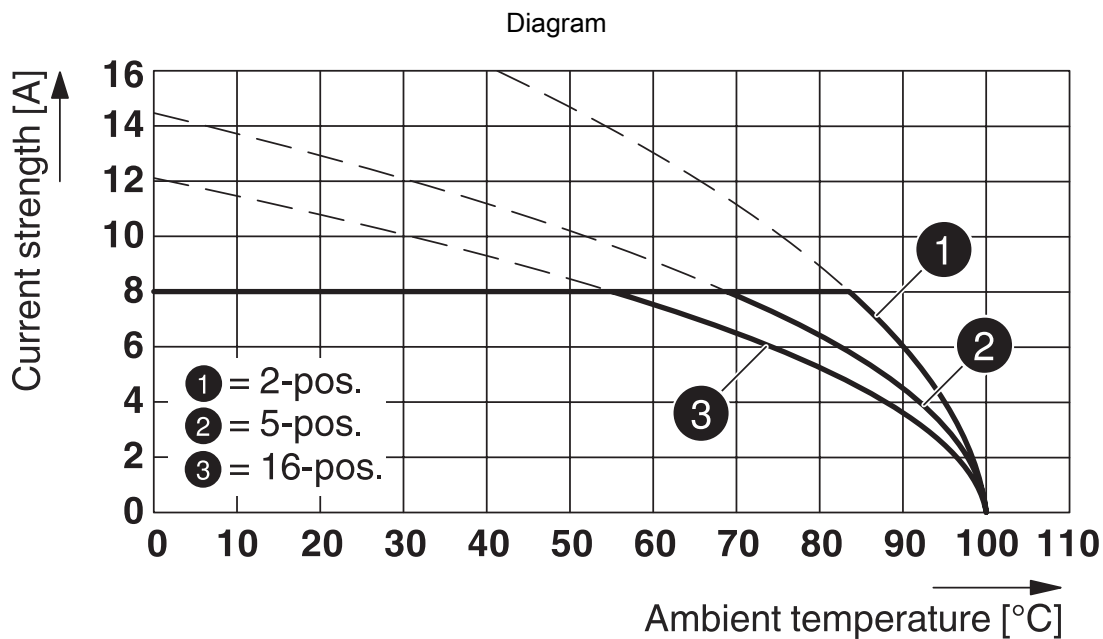
Type: FMC 1,5/...-ST-3,81 with SMC 1,5/...-G-3,81



Type: FMC 1,5/...-ST-3,81 with MCO 1,5/...-GR-3,81



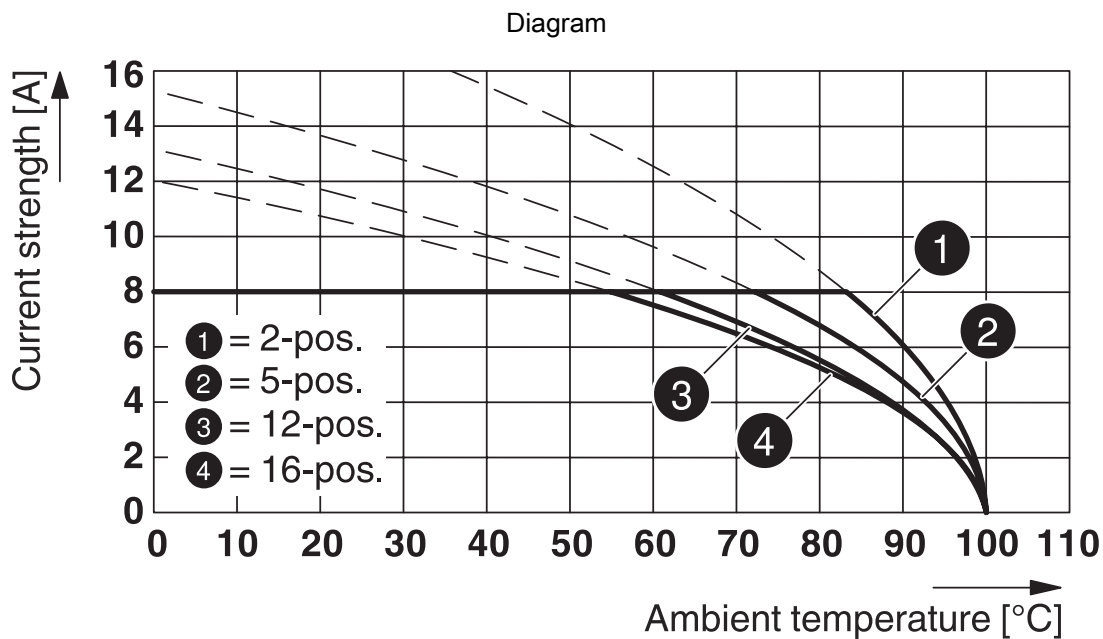
Type: FMC 1,5/...-ST-3,81 with MCD 1,5/...-G-3,81



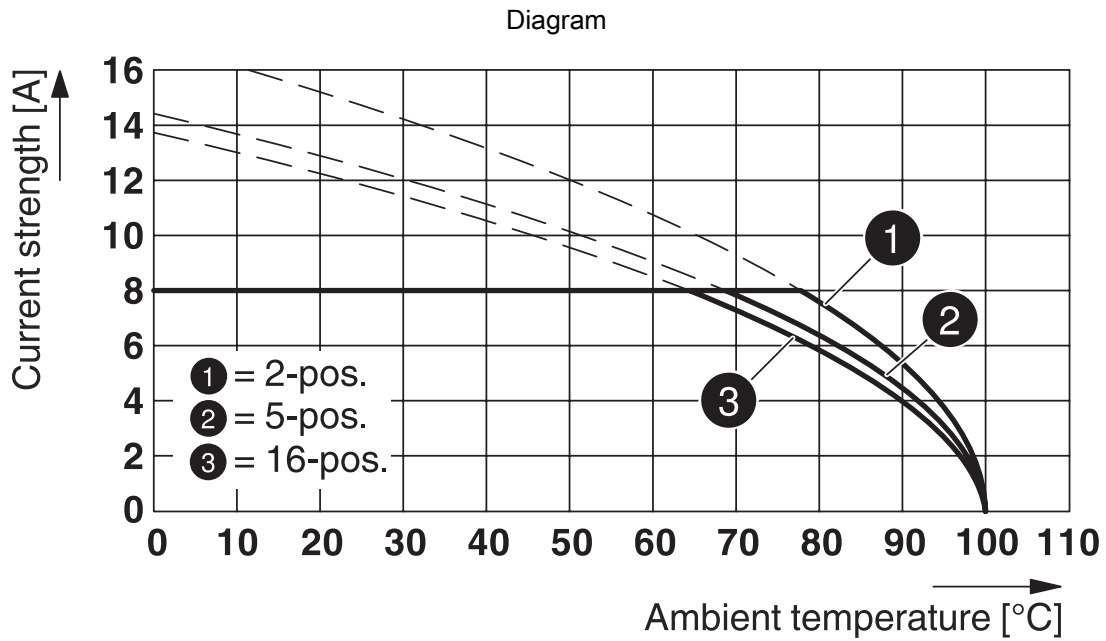
Type: FMC 1,5/...-ST-3,81 with MCD 1,5/...-G1-3,81



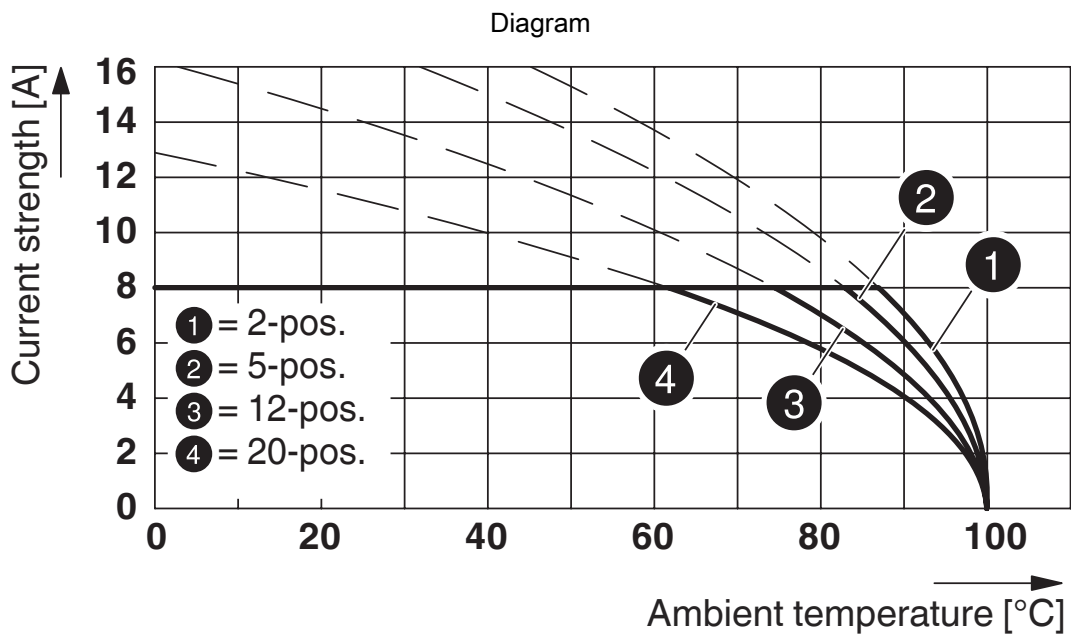
Type: FMC 1,5/...-ST-3,81 with MCDV 1,5/...-G-3,81



Type: FMC 1,5/...-ST-3,81 with MCDV 1,5/...-G1-3,81



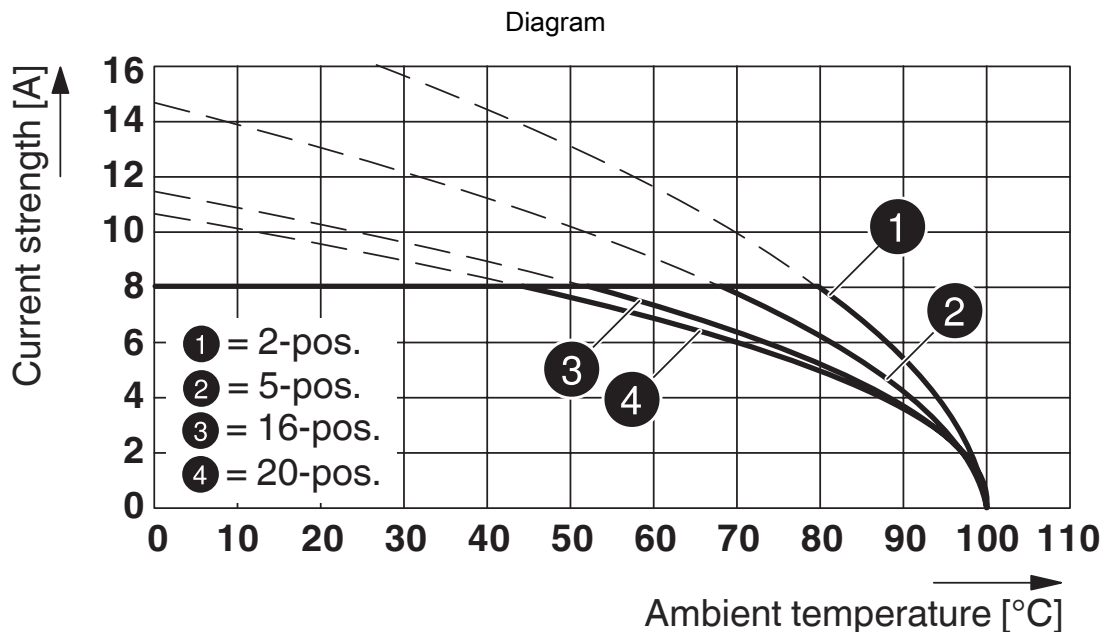
Type: FMC 1,5/...-ST-3,81 with MCVU 1,5/...-GFD-3,81



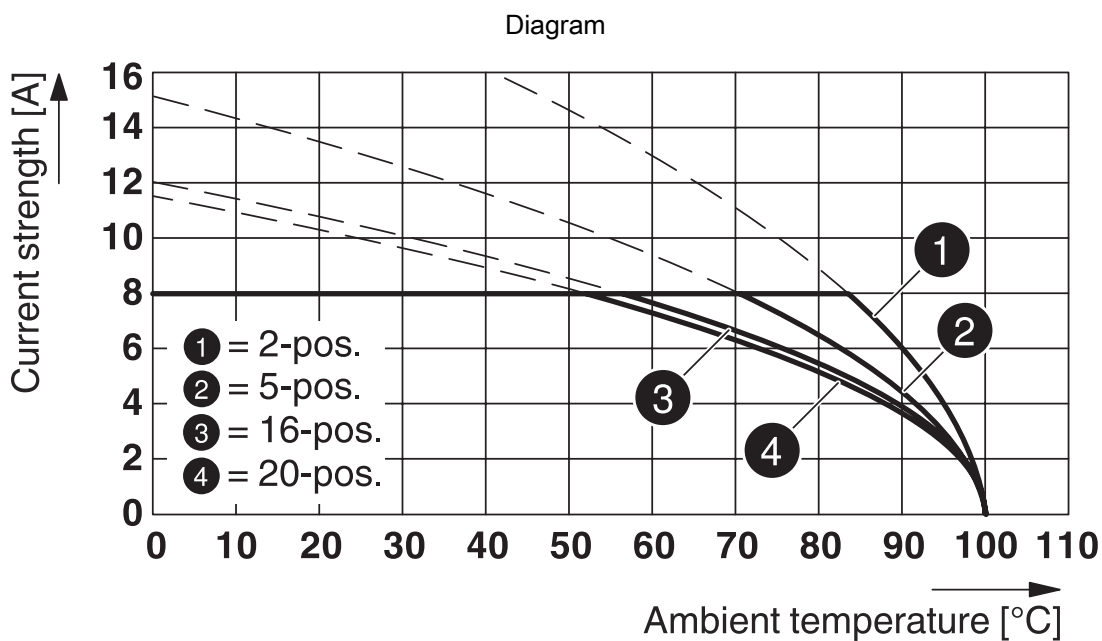
Type: FMC 1,5/...-ST-3,81 with MCV 1,5/...-G-3,81 P.. THR

1703575

<https://www.phoenixcontact.com/us/products/1703575>



Type: FMC 1,5/...-ST-3,81 with MCDN 1,5/...-G1-3,81 P...THR



Type: FMC 1,5/...-ST-3,81 with MCDNV 1,5/...-G1-3,81 P...THR

# FMC 1,5/ 2-ST-3,81 BK - PCB connector





1703575

<https://www.phoenixcontact.com/us/products/1703575>

## Approvals

To download certificates, visit the product detail page: <https://www.phoenixcontact.com/us/products/1703575>

|  <b>cULus Recognized</b><br>Approval ID: E60425-19920306 |                       |                       |                   |                             |
|---|-----------------------|-----------------------|-------------------|-----------------------------|
|   | Nominal voltage $U_N$ | Nominal current $I_N$ | Cross section AWG | Cross section $\text{mm}^2$ |
| <b>B</b>  |                       |                       |                   |                             |
| Field wiring  | 300 V                 | 8 A                   | 24 - 16           | -                           |
| <b>C</b>  |                       |                       |                   |                             |
| Factory wiring  | 50 V                  | 8 A                   | 24 - 16           | -                           |

|  <b>VDE approval of drawings</b><br>Approval ID: 40011723 |  |
|--|--|
|--|--|

|  <b>VDE approval of drawings</b><br>Approval ID: 40011723 |  |
|--|--|
|--|--|

# FMC 1,5/ 2-ST-3,81 BK - PCB connector



1703575

<https://www.phoenixcontact.com/us/products/1703575>

## Classifications

### ECLASS

|             |          |
|-------------|----------|
| ECLASS-13.0 | 27460202 |
| ECLASS-15.0 | 27460202 |

### ETIM

|           |          |
|-----------|----------|
| ETIM 10.0 | EC002638 |
|-----------|----------|

### UNSPSC

|             |          |
|-------------|----------|
| UNSPSC 21.0 | 39121400 |
|-------------|----------|

# FMC 1,5/ 2-ST-3,81 BK - PCB connector



1703575

<https://www.phoenixcontact.com/us/products/1703575>

## Environmental product compliance

### EU RoHS

|   |                    |
|---|--------------------|
| Fulfills EU RoHS substance requirements | Yes, No exemptions |
|---|--------------------|

### China RoHS

|  |  |
|--|--|
| Environment friendly use period (EFUP) | EFUP-E                                   |
|  | No hazardous substances above the limits |

### EU REACH SVHC

|                                     |                            |
|-------------------------------------|----------------------------|
| REACH candidate substance (CAS No.) | No substance above 0.1 wt% |
|-------------------------------------|----------------------------|

### EF3.1 Climate Change

|         |               |
|---------|---------------|
| CO2e kg | 0.031 kg CO2e |
|---------|---------------|

Phoenix Contact 2026 © - all rights reserved  
<https://www.phoenixcontact.com>

Phoenix Contact USA  
586 Fulling Mill Road  
Middletown, PA 17057, United States  
(+717) 944-1300  
[info@phoenixcon.com](mailto:info@phoenixcon.com)