

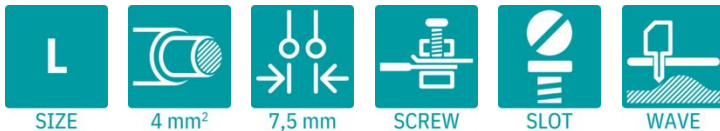
KDS 4/ 7 BDWH:L1-PE - PCB terminal block



1700475

<https://www.phoenixcontact.com/us/products/1700475>

Please be informed that the data shown in this PDF document is generated from our online catalog. Please find the complete data in the user documentation. Our general terms of use for downloads are valid.



The figure shows a 1-pos.
version of the product

PCB terminal block, nominal current: 41 A, rated voltage (III/2): 320 V, nominal cross section: 4 mm², number of potentials: 7, number of rows: 1, number of positions per row: 7, product range: KDS 4, pitch: 7.5 mm, connection method: Screw connection with tension sleeve, screw head form: L Slotted, mounting: Wave soldering, conductor/PCB connection direction: 0 °, color: green, Pin layout: Linear pinning, Solder pin [P]: 5 mm, number of solder pins per potential: 2, type of packaging: packed in cardboard

Your advantages

- Well-known connection principle allows worldwide use
- Low temperature rise, thanks to maximum contact force
- Allows connection of two conductors
- Potentials can be easily looped through with additional connection to the PCB
- Two solder pins reduce the mechanical strain on the soldering spots
- The latching on the side enables various numbers of positions to be combined

Commercial data

Item number	1700475
Packing unit	50 pc
Minimum order quantity	1 pc
Note	Made to order (non-returnable)
Product key	AANFBA
GTIN	4046356484916
Weight per piece (including packing)	36.28 g
Weight per piece (excluding packing)	35.193 g
Country of origin	PL

1700475

<https://www.phoenixcontact.com/us/products/1700475>

Technical data

Product properties

Product type	PCB terminal block
Product family	KDS 4
Product line	COMBICON Terminals L
Type	PCB terminal block can be aligned in rows+feed-through terminal block
Number of positions	7
Pitch	7.5 mm
Number of connections	14
Number of rows	1
Number of potentials	7
Pin layout	Linear pinning
Solder pins per potential	2

Electrical properties

Properties

Nominal current I_N	41 A
Nominal voltage U_N	320 V
Rated voltage (III/3)	320 V
Rated surge voltage (III/3)	4 kV
Rated voltage (III/2)	320 V
Rated surge voltage (III/2)	4 kV
Rated voltage (II/2)	630 V
Rated surge voltage (II/2)	4 kV

Connection data

Connection technology

Type	PCB terminal block can be aligned in rows+feed-through terminal block
Nominal cross section	4 mm ²

Conductor connection

Connection method	Screw connection with tension sleeve
Conductor cross-section rigid	0.2 mm ² ... 6 mm ²
Conductor cross-section flexible	0.2 mm ² ... 4 mm ²
Conductor cross-section AWG	24 ... 10
Conductor cross-section, flexible, with ferrule, without plastic sleeve	0.25 mm ² ... 4 mm ²
Conductor cross-section, flexible, with ferrule, with plastic sleeve	0.25 mm ² ... 4 mm ²
2 conductors with same cross section, rigid	0.2 mm ² ... 1.5 mm ²
2 conductors with same cross section, flexible	0.2 mm ² ... 1 mm ²
2 conductors with same cross section, flexible, with ferrule	0.25 mm ² ... 1 mm ²

KDS 4/ 7 BDWH:L1-PE - PCB terminal block



1700475

<https://www.phoenixcontact.com/us/products/1700475>

without plastic sleeve	
2 conductors with the same cross section, flexible, with TWIN ferrule with plastic sleeve	0.5 mm ² ... 2.5 mm ²
Stripping length	8 mm
Drive form screw head	Slotted (L)
Tightening torque	0.6 Nm ... 0.8 Nm

Mounting

Mounting type	Wave soldering
Pin layout	Linear pinning

Material specifications

Material data - contact

Note	WEEE/RoHS-compliant, free of whiskers according to IEC 60068-2-82/JEDEC JESD 201
Contact material	Cu alloy
Surface characteristics	Tin-plated
Metal surface terminal point (top layer)	Tin (5 µm - 7 µm Sn)
Metal surface soldering area (top layer)	Tin (5 µm - 7 µm Sn)

Material data - housing

Color (Housing)	green (6021)
Insulating material	PA
Insulating material group	I
CTI according to IEC 60112	600
Flammability rating according to UL 94	V0
Glow wire flammability index GWFI according to EN 60695-2-12	850
Glow wire ignition temperature GWIT according to EN 60695-2-13	775
Temperature for the ball pressure test according to EN 60695-10-2	125 °C

Dimensions

Dimensional drawing	
Pitch	7.5 mm
Width [w]	52.5 mm
Height [h]	23 mm
Length [l]	20.6 mm
Installed height	18 mm
Solder pin length [P]	5 mm
Pin dimensions	0.9 x 0.9 mm

KDS 4/ 7 BDWH:L1-PE - PCB terminal block



1700475

<https://www.phoenixcontact.com/us/products/1700475>

PCB design

Hole diameter	1.3 mm
---------------	--------

Mechanical tests

Test for conductor damage and slackening

Specification	IEC 60999-1:1990-05
Result	Test passed

Pull-out test

Specification	IEC 60999-1:1990-05
Conductor cross-section/conductor type/tractive force setpoint/actual value	0.2 mm ² / solid / > 10 N
	0.2 mm ² / flexible / > 10 N
	6 mm ² / solid / > 80 N
	4 mm ² / flexible / > 60 N

Torque test

Specification	IEC 60999-1:1990-05
---------------	---------------------

Electrical tests

Temperature-rise test

Specification	IEC 60999-1:1990-05
Requirement temperature-rise test	Increase in temperature ≤ 45 K

Insulation resistance

Specification	IEC 60512-2:1985-00
Insulation resistance, neighboring positions	10 ¹² Ω

Air clearances and creepage distances |

Specification	IEC 60664-1:2007-04
Insulating material group	I
Comparative tracking index (IEC 60112)	CTI 600
Rated insulation voltage (III/3)	320 V
Rated surge voltage (III/3)	4 kV
minimum clearance value - non-homogenous field (III/3)	3 mm
minimum creepage distance (III/3)	4 mm
Rated insulation voltage (III/2)	320 V
Rated surge voltage (III/2)	4 kV
minimum clearance value - non-homogenous field (III/2)	3 mm
minimum creepage distance (III/2)	3 mm
Rated insulation voltage (II/2)	630 V
Rated surge voltage (II/2)	4 kV
minimum clearance value - non-homogenous field (II/2)	3 mm
minimum creepage distance (II/2)	3.2 mm

Environmental and real-life conditions

KDS 4/ 7 BDWH:L1-PE - PCB terminal block



1700475

<https://www.phoenixcontact.com/us/products/1700475>

Vibration test

Specification	IEC 60068-2-6:1982 + AMD 2:1985
Frequency	10 - 150 - 10 Hz
Sweep speed	1 octave/min
Amplitude	0.35 mm (10 Hz ... 60.1 Hz)
Acceleration	5g (60.1 Hz ... 150 Hz)
Test duration per axis	2.5 h
Test directions	X-, Y- and Z-axis

Ambient conditions

Ambient temperature (storage/transport)	-40 °C ... 70 °C
Relative humidity (storage/transport)	30 % ... 70 %
Ambient temperature (assembly)	-5 °C ... 100 °C
Ambient temperature (operation)	-40 °C ... 100 °C (Depending on the current carrying capacity/derating curve)

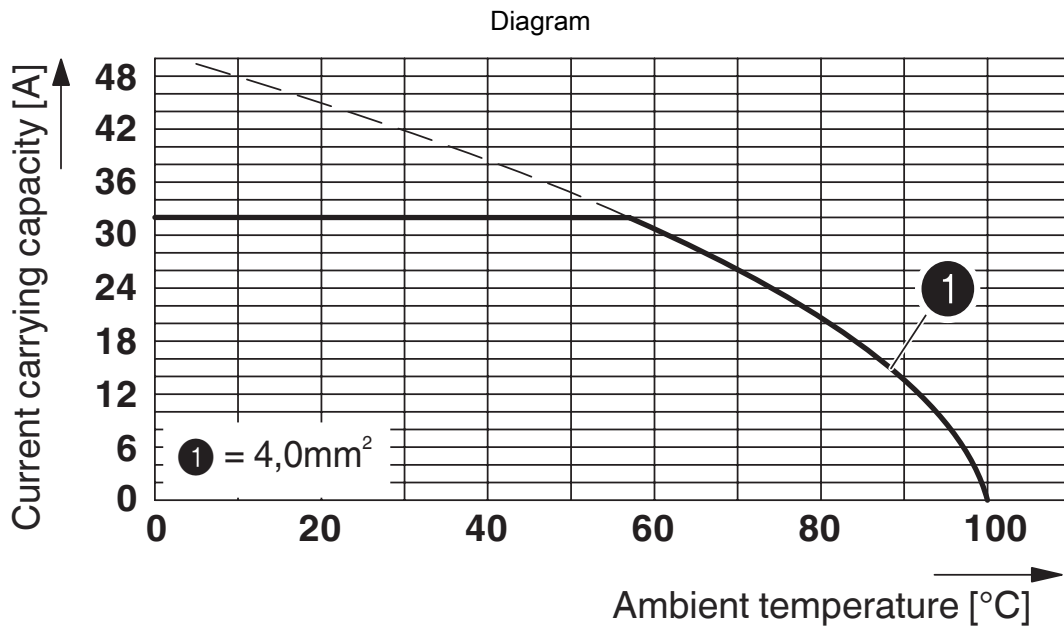
Packaging specifications

Type of packaging	packed in cardboard
-------------------	---------------------

1700475

<https://www.phoenixcontact.com/us/products/1700475>

Drawings



Type: KDS 4

Test following DIN EN 60512-5-2:2003-01

Reduction factor = 1

No. of positions: 5

KDS 4/ 7 BDWH:L1-PE - PCB terminal block




1700475

<https://www.phoenixcontact.com/us/products/1700475>


Approvals

To download certificates, visit the product detail page: <https://www.phoenixcontact.com/us/products/1700475>

 CSA Approval ID: 13631				
	Nominal voltage U_N	Nominal current I_N	Cross section AWG	Cross section mm^2
B	300 V	30 A	28 - 10	-
D	300 V	10 A	28 - 10	-

 cULus Recognized Approval ID: E60425-19770427				
	Nominal voltage U_N	Nominal current I_N	Cross section AWG	Cross section mm^2
B	300 V	30 A	30 - 10	-
D	300 V	10 A	30 - 10	-

 DNV GL Approval ID: TAE00001EV				
--	--	--	--	--

 VDE approval of drawings Approval ID: 40055394				
	Nominal voltage U_N	Nominal current I_N	Cross section AWG	Cross section mm^2
keine	320 V	41 A	-	0.2 - 6

KDS 4/ 7 BDWH:L1-PE - PCB terminal block



1700475

<https://www.phoenixcontact.com/us/products/1700475>

Classifications

ECLASS

ECLASS-13.0	27460101
ECLASS-15.0	27460101

ETIM

ETIM 10.0	EC002643
-----------	----------

UNSPSC

UNSPSC 21.0	39121400
-------------	----------

1700475

<https://www.phoenixcontact.com/us/products/1700475>

Environmental product compliance

EU RoHS

Fulfills EU RoHS substance requirements	Yes, No exemptions
---	--------------------

China RoHS

Environment friendly use period (EFUP)	EFUP-E
	No hazardous substances above the limits

EU REACH SVHC

REACH candidate substance (CAS No.)	No substance above 0.1 wt%
-------------------------------------	----------------------------

EF3.1 Climate Change

CO2e kg	0.107 kg CO2e
---------	---------------

Phoenix Contact 2026 © - all rights reserved
<https://www.phoenixcontact.com>

Phoenix Contact USA
586 Fulling Mill Road
Middletown, PA 17057, United States
(+717) 944-1300
info@phoenixcon.com