

# SACC-M12FS-4CON-PG7 - Connector



1681114

<https://www.phoenixcontact.com/us/products/1681114>

Please be informed that the data shown in this PDF document is generated from our online catalog. Please find the complete data in the user documentation. Our general terms of use for downloads are valid.



Connector, Universal, 4-position, Socket straight M12, coding: A, Screw connection, knurl material: Plastic, cable gland Pg7, external cable diameter 4 mm ... 6 mm

## Your advantages

- Safe use in the field, thanks to a high degree of protection
- Screw connection: proven connection technology for a large selection of different conductors

## Commercial data

Item number	1681114
Packing unit	1 pc
Minimum order quantity	1 pc
Sales key	BF30
Product key	AF2CAA
GTIN	4017918157463
Weight per piece (including packing)	15.17 g
Weight per piece (excluding packing)	14.3 g
Customs tariff number	85366990
Country of origin	DE

# SACC-M12FS-4CON-PG7 - Connector



1681114

<https://www.phoenixcontact.com/us/products/1681114>

## Technical data

### Notes

Assembly note	<b>NOTE:</b> Observe the permissible bending radii when routing cables, since the degree of protection may be at risk if the bending forces are too high. Reduce mechanical loads upstream of the connector, e.g., by using cable ties.
---------------	---


### Product properties

Product type	Circular connector (cable-side)
Sensor type	Universal
Number of positions	4
No. of cable outlets	1
Shielded	no
Coding	A
Cable outlet	straight
Pg screw connection	Pg7

### Insulation characteristics

Overvoltage category	II
Degree of pollution	3

### Dimensions

Dimensional drawing	
Length	54 mm

### External dimensions

Outside diameter	4 mm ... 6 mm
------------------	---------------

### Housing

Diameter housing	20 mm
------------------	-------

### Material specifications

Flammability rating according to UL 94	HB
Seal material	NBR
Material of grip body	PA
Contact material	CuZn
Contact surface material	CuSnZn
Contact carrier material	PA
Material for screw connection	Plastic

# SACC-M12FS-4CON-PG7 - Connector



1681114

<https://www.phoenixcontact.com/us/products/1681114>

## Connection data

### Conductor connection

Connection method	Screw connection
Connection cross section	0.25 mm <sup>2</sup> ... 0.75 mm <sup>2</sup> (without ferrule)
	0.14 mm <sup>2</sup> ... 0.75 mm <sup>2</sup> (with ferrule)
	0.25 mm <sup>2</sup> ... 0.75 mm <sup>2</sup> (solid)
Connection cross section AWG	24 ... 18 (without ferrule)
	26 ... 20 (with ferrule)
Stripping length of the individual wire	5 mm
Tightening torque	0.4 Nm (M12 knurl)
	0.2 Nm (Screw terminal blocks)
	0.8 Nm ... 1 Nm (Pressure screw with sleeve housing)

## Electrical properties

Rated surge voltage	2.5 kV
Contact resistance	≤ 8 mΩ
Insulation resistance	≥ 100 MΩ
Nominal voltage U <sub>N</sub>	250 V AC
	250 V DC
Nominal current I <sub>N</sub>	4 A

## Mechanical properties

### Mechanical data

Insertion/withdrawal cycles	≥ 50
-----------------------------	------

## Connector

### Connection 1

Head design	Socket
Head cable outlet	straight
Head thread type	M12
Coding	A

## Cable/line

Signal type/category	Universal
Stripping length of the individual wire	5 mm

## Environmental and real-life conditions

### Ambient conditions

Degree of protection	IP67
Ambient temperature (operation) (male connector/female connector)	-40 °C ... 85 °C (Plug / socket)

# SACC-M12FS-4CON-PG7 - Connector



1681114

<https://www.phoenixcontact.com/us/products/1681114>

## Standards and regulations

Standard designation	M12 connector
Standards/specifications	IEC 61076-2-101

# SACC-M12FS-4CON-PG7 - Connector

1681114

<https://www.phoenixcontact.com/us/products/1681114>

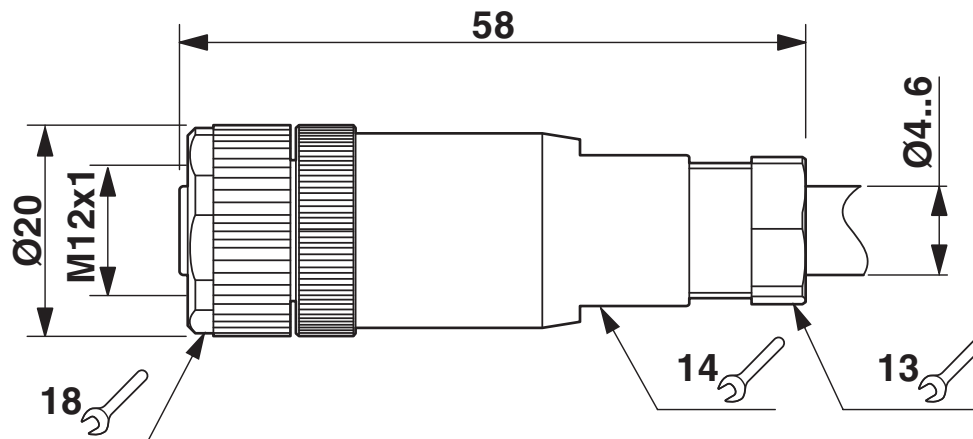
## Drawings

Dimensional drawing



M12 x 1 socket, straight

Dimensional drawing



M12 x 1 socket, straight

# SACC-M12FS-4CON-PG7 - Connector

1681114

<https://www.phoenixcontact.com/us/products/1681114>



Schematic diagram



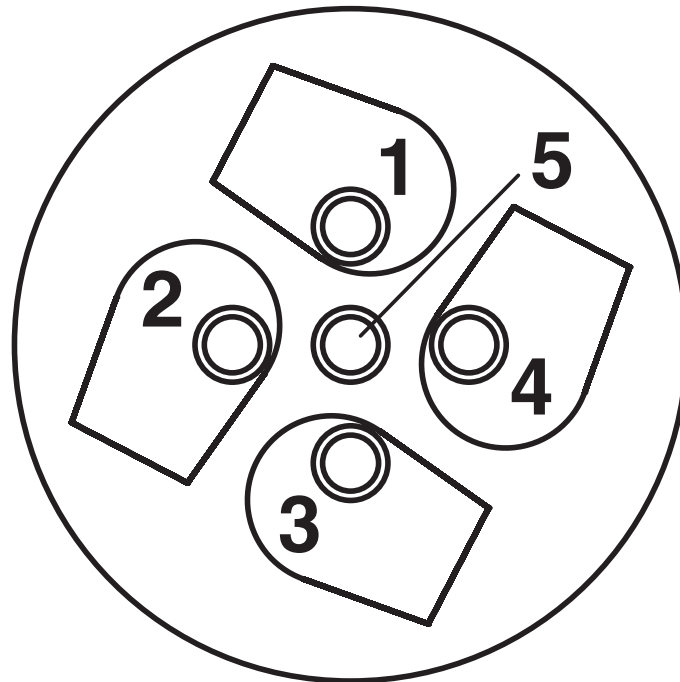
Pin assignment M12 socket, 4-pos., A-coded, view female side

# SACC-M12FS-4CON-PG7 - Connector

1681114

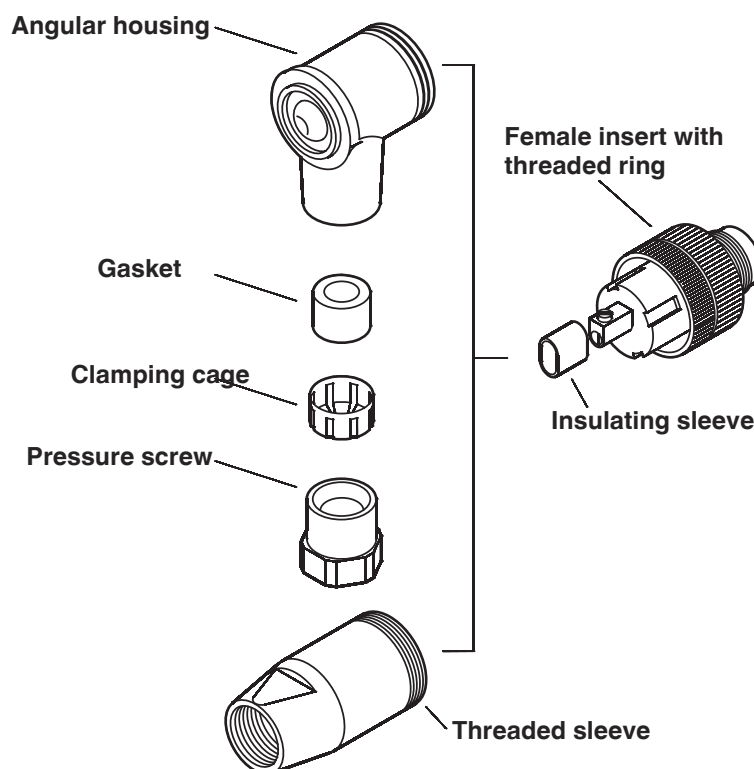
<https://www.phoenixcontact.com/us/products/1681114>

Schematic diagram



Cable connection side M12 (screw connection)

Schematic diagram



Male/Female M12

# SACC-M12FS-4CON-PG7 - Connector




1681114

<https://www.phoenixcontact.com/us/products/1681114>

## Approvals

To download certificates, visit the product detail page: <https://www.phoenixcontact.com/us/products/1681114>

 <b>cUL Recognized</b> Approval ID: FILE E 221474				
	Nominal voltage $U_N$	Nominal current $I_N$	Cross section AWG	Cross section $\text{mm}^2$
keine				
	250 V	4 A	-	-

 <b>UL Recognized</b> Approval ID: FILE E 221474				
	Nominal voltage $U_N$	Nominal current $I_N$	Cross section AWG	Cross section $\text{mm}^2$
keine				
	250 V	4 A	-	-

# SACC-M12FS-4CON-PG7 - Connector



1681114

<https://www.phoenixcontact.com/us/products/1681114>

## Classifications

### ECLASS

ECLASS-13.0	27440116
ECLASS-15.0	27440116

### ETIM

ETIM 10.0	EC002635
-----------	----------

### UNSPSC

UNSPSC 21.0	39121400
-------------	----------

# SACC-M12FS-4CON-PG7 - Connector



1681114

<https://www.phoenixcontact.com/us/products/1681114>

## Environmental product compliance

### EU RoHS

Fulfills EU RoHS substance requirements	Yes
Exemption	6(c)

### China RoHS

Environment friendly use period (EFUP)	EFUP-50
	An article-related China RoHS declaration table can be found in the download area for the respective article under "Manufacturer declaration". For all articles with EFUP-E, no China RoHS declaration table issued and required.

### EU REACH SVHC

REACH candidate substance (CAS No.)	Lead(CAS: 7439-92-1)
SCIP	2bae2eb2-e692-4341-88f0-68f12453851c

### EF3.1 Climate Change

CO2e kg	0.441 kg CO2e
---------	---------------

Phoenix Contact 2026 © - all rights reserved  
<https://www.phoenixcontact.com>

Phoenix Contact USA  
586 Fulling Mill Road  
Middletown, PA 17057, United States  
(+717) 944-1300  
[info@phoenixcon.com](mailto:info@phoenixcon.com)