

VS-06-2X2X26C7/7-67/SD/ 2,0 - Patch cable



1654167

<https://www.phoenixcontact.com/us/products/1654167>

Please be informed that the data shown in this PDF document is generated from our online catalog. Please find the complete data in the user documentation. Our general terms of use for downloads are valid.



Assembled FireWire cable, shielded, color: RAL 5021 (water blue), PUR outer sheath, FireWire/IP67 on FireWire/standard, length: 2 m

Commercial data

Item number	1654167
Packing unit	1 pc
Note	Made to order (non-returnable)
Sales key	NULL
Product key	ABNDBA
GTIN	4017918970499
Weight per piece (including packing)	162.4 g
Weight per piece (excluding packing)	162 g
Customs tariff number	85444290
Country of origin	DE

VS-06-2X2X26C7/7-67/SD/ 2,0 - Patch cable



1654167

<https://www.phoenixcontact.com/us/products/1654167>

Technical data

Product properties

Product type	Data cable preassembled
Sensor type	FireWire
Number of positions	6
Shielded	yes

Insulation characteristics

Degree of pollution	2
---------------------	---

Electrical properties

Rated voltage (III/3)	125 V
Rated current	1 A
Transmission medium	Copper
Transmission characteristics (category)	FireWire (400 Mbps)

Mechanical properties

Mechanical data

Insertion/withdrawal cycles	≥ 1000
-----------------------------	--------

Material specifications

Seal material	FPM
Housing material	PA
Outer sheath, material	PUR

Connector

Connection 1

Type	Plug straight FireWire
Degree of protection	IP67

Connection 2

Type	Plug straight FireWire
Degree of protection	IP20

Cable/line

FireWire [980]

Shielded	yes
Cable weight	59 kg/km
Cable type	FireWire
Cable type (abbreviation)	980
Signal type/category	USB CAT7, 480 Mbps FireWire CAT7, 400 Mbps

VS-06-2X2X26C7/7-67/SD/ 2,0 - Patch cable



1654167

<https://www.phoenixcontact.com/us/products/1654167>

Cable structure	2x2xAWG26/7 + 2xAWG20/19, S/FTP
External cable diameter	6.70 mm
Outer sheath, material	PUR
External sheath, color	water blue RAL 5021
Conductor material	Bare Cu litz wires
Conductor structure signal line	7x 0.15 mm
AWG signal line	26
Conductor structure, voltage supply	19x 0.20 mm
Conductor cross-section	2x 2x 0.14 mm ² (Signal line)
AWG power supply	20
Material wire insulation	Cell PE (Signal line) PVC (Power supply)
Wire diameter incl. insulation	≤ 1.05 mm (Signal line) nom. 1.4 mm (Power supply)
Single wire, color	white-blue, white-orange, white, black
Twisted pairs	2 cores to the pair
Type of pair shielding	Aluminum-lined polyester foil
Overall twist	Two pairs and two power supply wires to the core
Shielding	Tinned copper braided shield
Nominal voltage, cable	≤ 125 V
Test voltage, cable	1000 V
Cable resistance	150 Ω/km
Cable insulation resistance	5 GΩ*km
Coupling resistance	5.00 mΩ/m (at 10 MHz)
Wave impedance	100 Ω ±5 % (at 100 MHz)
Working capacitance	42 pF (per meter)
Signal runtime	4.6 ns/m
Signal speed	0.72 c
Interference suppression	90.00 dB (up to 1000 MHz)
Tensile strength	≤ 30 N
Minimum bending radius, fixed installation	5 x D
Minimum bending radius, flexible installation	5 x D
Shield attenuation	60.00 dB (up to 1000 MHz)
Resistance to oil	in accordance with EN 60811-2-1
Flame resistance	complying with IEC 60332-2-2
Other resistance	Microbe resistance as per DIN VDE 0282 Hydrolysis resistance as per DIN 53504
Special properties	Free of substances which would hinder coating with paint or varnish
Ambient temperature (operation)	-10 °C ... 50 °C (Cable, flexible installation) -40 °C ... 70 °C (cable, fixed installation)

VS-06-2X2X26C7/7-67/SD/ 2,0 - Patch cable

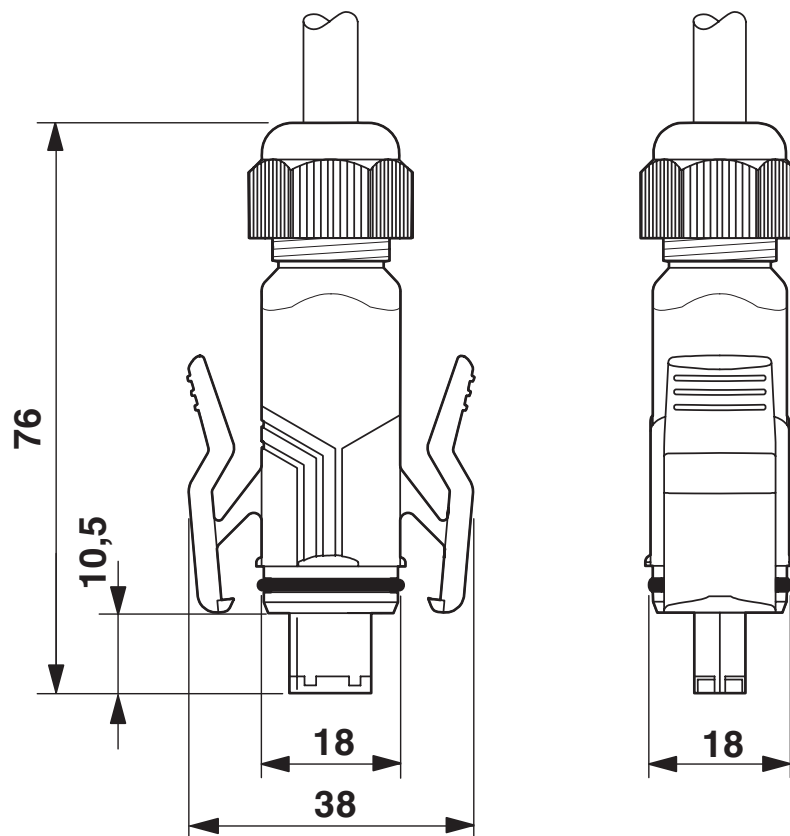
1654167

<https://www.phoenixcontact.com/us/products/1654167>



Drawings

Dimensional drawing



FireWire connector, IP67

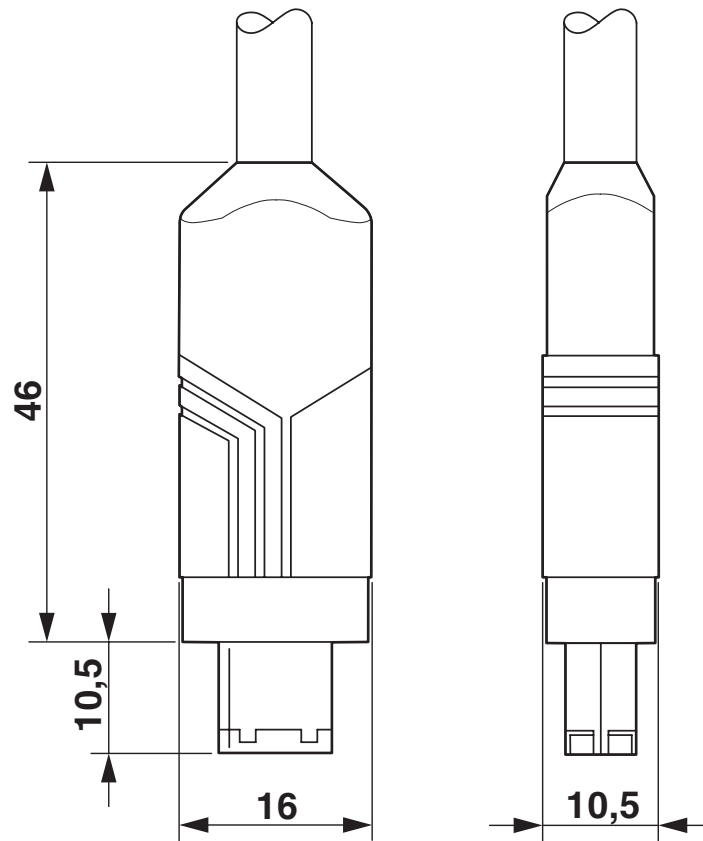
VS-06-2X2X26C7/7-67/SD/ 2,0 - Patch cable

1654167

<https://www.phoenixcontact.com/us/products/1654167>

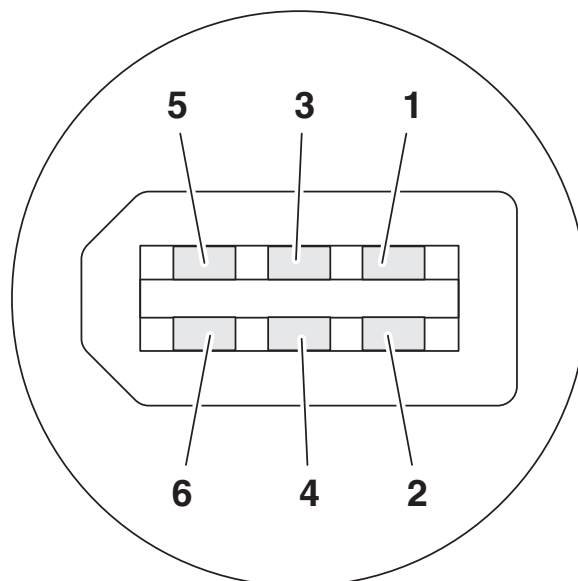


Dimensional drawing



FireWire connector, standard

Schematic diagram



Pin assignment plug FireWire

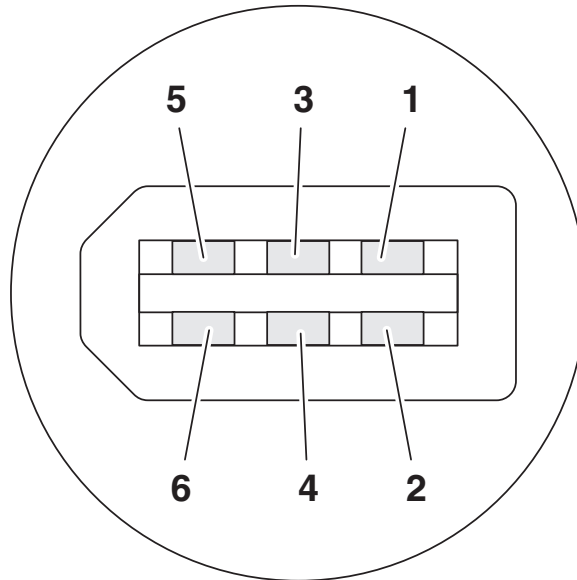
VS-06-2X2X26C7/7-67/SD/ 2,0 - Patch cable



1654167

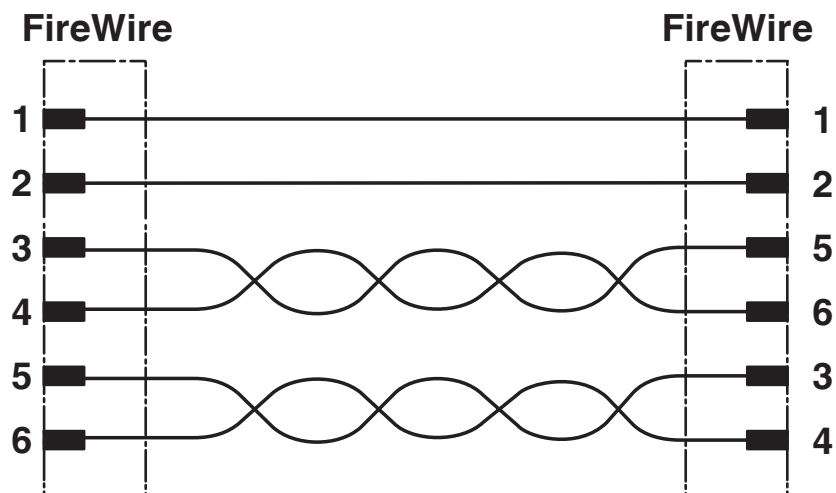
<https://www.phoenixcontact.com/us/products/1654167>

Schematic diagram



Pin assignment plug FireWire

Circuit diagram



VS-06-2X2X26C7/7-67/SD/ 2,0 - Patch cable



1654167

<https://www.phoenixcontact.com/us/products/1654167>

Classifications

ECLASS

ECLASS-13.0	27060307
ECLASS-15.0	27060307

Phoenix Contact 2026 © - all rights reserved

<https://www.phoenixcontact.com>

Phoenix Contact USA
586 Fulling Mill Road
Middletown, PA 17057, United States
(+717) 944-1300
info@phoenixcon.com