

VS-04-2X2X26C7/7-67A/67B/2,0 - USB cable



1653870

<https://www.phoenixcontact.com/us/products/1653870>

Please be informed that the data shown in this PDF document is generated from our online catalog. Please find the complete data in the user documentation. Our general terms of use for downloads are valid.



Assembled USB cable, shielded, color: RAL 5021 (water blue), PUR outer sheath, USB type A/IP67 on USB type B/IP67, length: 2 m

Commercial data

Item number	1653870
Packing unit	1 pc
Minimum order quantity	1 pc
Sales key	AB14
Product key	ABNNFB
GTIN	4017918970208
Weight per piece (including packing)	187.4 g
Weight per piece (excluding packing)	141.436 g
Customs tariff number	85444290
Country of origin	DE

VS-04-2X2X26C7/7-67A/67B/2,0 - USB cable



1653870

<https://www.phoenixcontact.com/us/products/1653870>

Technical data

Product properties

Product type	Data cable preassembled
Number of positions	4
Shielded	yes

Insulation characteristics

Degree of pollution	2
---------------------	---

Interfaces

Signal type/category	USB 2.0, 480 Mbps
----------------------	-------------------

Electrical properties

Rated voltage (III/3)	125 V
Rated current	1 A
Transmission medium	Copper
Transmission speed	480 Mbps
Transmission characteristics (category)	USB 2.0
Transmission speed	480 Mbps

Mechanical properties

Mechanical data

Insertion/withdrawal cycles	≥ 500
-----------------------------	-------

Material specifications

Seal material	NBR
Housing material	PA
O-ring material	FPM
Outer sheath, material	PUR

Connector

Connection 1

Type	Plug straight USB type A
Degree of protection	IP67

Connection 2

Type	Plug straight USB type B
Degree of protection	IP67

Cable/line

Cable length	2.00 m
--------------	--------

FireWire [980]

VS-04-2X2X26C7/7-67A/67B/2,0 - USB cable



1653870

<https://www.phoenixcontact.com/us/products/1653870>

Cable weight	59 kg/km
Number of positions	6
Shielded	yes
Cable type	FireWire [980]
Conductor structure	2x2xAWG26/7 + 2xAWG20/19, S/FTP
Signal runtime	4.6 ns/m
Signal speed	0.72 c
Conductor structure signal line	7x 0.15 mm
AWG signal line	26
Conductor structure, voltage supply	19x 0.20 mm
AWG power supply	20
Conductor cross-section	2x 2x 0.14 mm ² (Signal line) 2x 0.5 mm ² (Power supply)
Wire diameter incl. insulation	≤ 1.05 mm (Signal line) nom. 1.4 mm (Power supply)
External cable diameter	6.70 mm
Outer sheath, material	PUR
External sheath, color	water blue RAL 5021
Conductor material	Bare Cu litz wires
Material wire insulation	Cell PE (Signal line) PVC (Power supply)
Single wire, color	white-blue, white-orange, white, black
Twisted pairs	2 cores to the pair
Type of pair shielding	Aluminum-lined polyester foil
Overall twist	Two pairs and two power supply wires to the core
Max. conductor resistance	150 Ω/km
Insulation resistance	5 GΩ*km
Coupling resistance	5.00 mΩ/m (at 10 MHz)
Wave impedance	100 Ω ±5 % (at 100 MHz)
Working capacitance	42 pF (per meter)
Nominal voltage, cable	≤ 125 V
Test voltage	1000 V
Minimum bending radius, fixed installation	5 x D
Minimum bending radius, flexible installation	5 x D
Smallest bending radius, fixed installation	34 mm
Smallest bending radius, movable installation	34 mm
Tensile strength	≤ 30 N
Shield attenuation	60.00 dB (up to 1000 MHz)
Flame resistance	complying with IEC 60332-2-2
Resistance to oil	in accordance with EN 60811-2-1
Other resistance	Microbe resistance as per DIN VDE 0282 Hydrolysis resistance as per DIN 53504
Special properties	Free of substances which would hinder coating with paint or varnish

VS-04-2X2X26C7/7-67A/67B/2,0 - USB cable



1653870

<https://www.phoenixcontact.com/us/products/1653870>

Ambient temperature (operation)	-40 °C ... 70 °C (cable, fixed installation)
	-10 °C ... 50 °C (Cable, flexible installation)

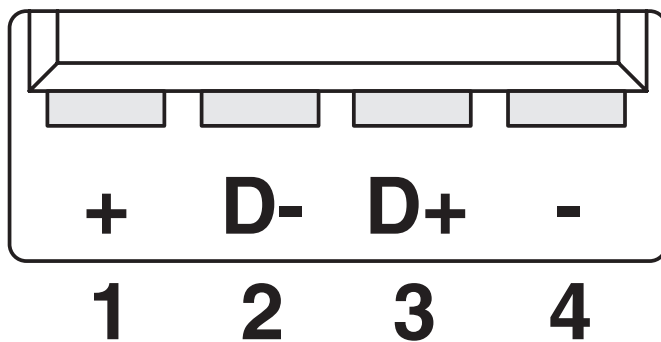
Environmental and real-life conditions

Ambient conditions

Degree of protection	IP67
	IP67
Ambient temperature (operation)	-20 °C ... 60 °C (cable, fixed installation)
	0 °C ... 50 °C (Cable, flexible installation)
	Plug / socket

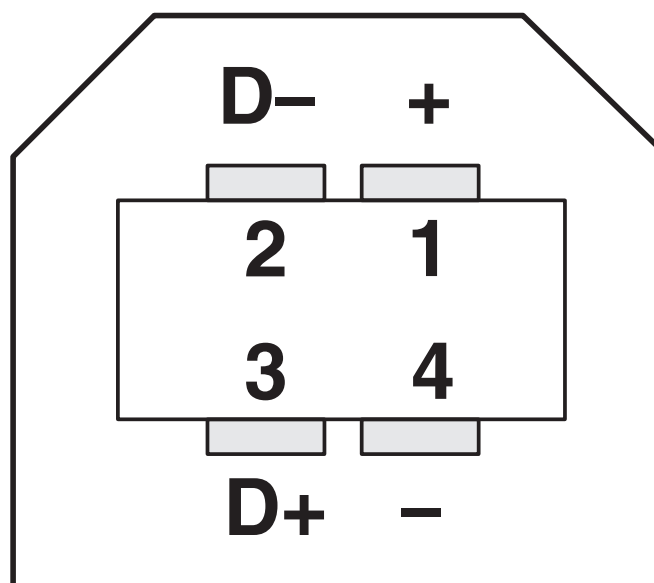
Drawings

Schematic diagram



Pin assignment plug USB, type A

Schematic diagram



Plug pin assignment plug USB, type B

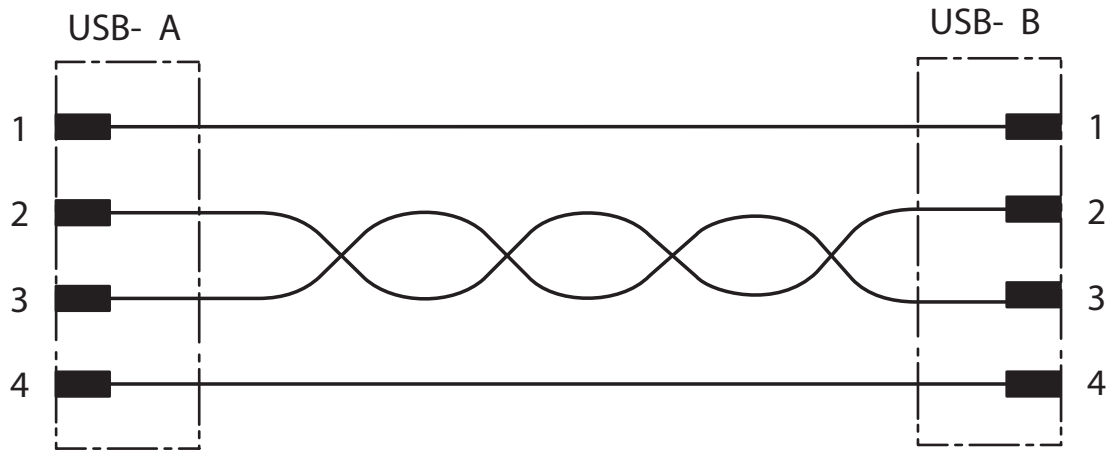
VS-04-2X2X26C7/7-67A/67B/2,0 - USB cable



1653870

<https://www.phoenixcontact.com/us/products/1653870>

Circuit diagram



VS-04-2X2X26C7/7-67A/67B/2,0 - USB cable



1653870

<https://www.phoenixcontact.com/us/products/1653870>

Approvals

To download certificates, visit the product detail page: <https://www.phoenixcontact.com/us/products/1653870>



EAC

Approval ID: 19060508

VS-04-2X2X26C7/7-67A/67B/2,0 - USB cable



1653870

<https://www.phoenixcontact.com/us/products/1653870>

Classifications

ECLASS

ECLASS-13.0	27060307
ECLASS-15.0	27060328

ETIM

ETIM 10.0	EC001855
-----------	----------

UNSPSC

UNSPSC 21.0	26121600
-------------	----------

VS-04-2X2X26C7/7-67A/67B/2,0 - USB cable



1653870

<https://www.phoenixcontact.com/us/products/1653870>

Environmental product compliance

EU RoHS

Fulfills EU RoHS substance requirements	Yes, No exemptions
---	--------------------

China RoHS

Environment friendly use period (EFUP)	EFUP-E
	No hazardous substances above the limits

EU REACH SVHC

REACH candidate substance (CAS No.)	6,6'-di-tert-butyl-2,2'-methylenedi-p-cresol(CAS: 119-47-1)
SCIP	2ffb6dad-85b4-4122-810e-f66efe980e60

EF3.1 Climate Change

CO2e kg	4.665 kg CO2e
---------	---------------

Phoenix Contact 2026 © - all rights reserved

<https://www.phoenixcontact.com>

Phoenix Contact USA
586 Fulling Mill Road
Middletown, PA 17057, United States
(+717) 944-1300
info@phoenixcon.com