

HC-K 6/12-ESTS - Contact insert



1636350

<https://www.phoenixcontact.com/us/products/1636350>

Please be informed that the data shown in this PDF document is generated from our online catalog. Please find the complete data in the user documentation. Our general terms of use for downloads are valid.



Contact insert, number of positions: 6+12+PE, size: B16, power contacts: 6, control contacts: 12, Pin, Axial screw connection, 690 V, 40 A, 2.5 mm² ... 10 mm², application: Power/signal

Your advantages

- Shock and vibration-resistant in accordance with DIN EN 61373

Commercial data

Item number	1636350
Packing unit	1 pc
Minimum order quantity	1 pc
Sales key	BF61
Product key	AF7ABA
GTIN	4046356011495
Weight per piece (including packing)	150.8 g
Weight per piece (excluding packing)	146.5 g
Customs tariff number	85366990
Country of origin	DE

Technical data

Mounting

Assembly note	<p>To ensure correct use, installation in housing with IP54 protection or better is required</p> <hr/> <p>Note regarding axial connection technology:</p> <p>Only for stranded wires. The specified conductor cross-sections refer to the geometric cross section of the cable used. Cables with a geometric cross section which deviates significantly from the nominal cable cross section must be checked before use.</p> <p>The axial connection technology connection space is designed for fine strand cables according to VDE 0295 Class 5. Deviating cable structures (e.g., Class 6 cables) must be checked before use.</p> <p>Assembly instructions</p> <p>Before assembly, ensure that the tapered screw is fully loosened (chamber is open). Cables must not be twisted. The wires must be pushed into the contact chamber as far as they will go (until the insulation touches the contact). Hold the wires in position and tighten using an Allen key. The used wire end must be cut off before reconnection. The terminal screw must only be retightened once to prevent the litz wires from breaking. To prevent damage to the contact, the wire/cable must be mechanically held at an appropriate distance from the connection point (e.g., when used in a plate cut out). For notes on correct execution, see DIN VDE 0100-520:2003-06. Unused connections must be tightened with maximum torque.</p>
---------------	---

Product properties

Product type	Contact insert with a fixed no. of positions
Series	HC-K
Application	Power/signal
Type	B16 B32
Number of positions	18
Connection profile	6+12+PE
Contact numbering	1 - 6 (power contacts) 11 - 22 (control contacts)
No. of power contacts	6
No. of control contacts	12
Contact material type	turned
Screwdriver blade	0.5 x 3.5 mm (control contacts)
Insulation characteristics	
Overvoltage category	III
Degree of pollution	3

Dimensions

HC-K 6/12-ESTS - Contact insert



1636350

<https://www.phoenixcontact.com/us/products/1636350>

Dimensional drawing	
Width	34 mm
Height	47.2 mm
Length	84.5 mm
Drill hole distance, horizontal	77.5 mm

Mechanical characteristics	
Contact diameter	4 mm

Connection data

Connection technology	
Connection technology	Axial screw connection (power contacts) Screw connection (control contacts)

Conductor connection	
Conductor cross-section	2.5 mm ² ... 10 mm ² (power contacts) 0.2 mm ² ... 2.5 mm ² (control contact)
Connection cross section AWG	12 ... 8 (power contacts) 24 ... 14 (control contacts)
Tightening torque	2 Nm ... 2.5 Nm (PE connection) 0.5 Nm ... 0.8 Nm (Mounting screws for mounting in the HEAVYCON housing) 0.5 Nm ... 0.8 Nm (control contacts) 1.5 Nm (Power 2.5 mm ² ... 4 mm ²) 2 Nm (Power 6 mm ² ... 10 mm ²)
Stripping length of the individual wire	8 mm +1 mm (Power 6 mm ² ... 10 mm ²) 10 mm (Signal) 5 mm +1 mm (Power 2.5 mm ² ... 4 mm ²)

Electrical properties

Rated voltage (III/3)	690 V (power contacts) 230 V (Signal contacts, conductor earth) 400 V (Signal contacts, conductor-conductor)
Rated voltage for power contacts	230/400 V
Rated surge voltage	8 kV (power contacts) 4 kV (control contacts)
Rated current	40 A (power contacts) 10 A (control contacts)

Mechanical properties

HC-K 6/12-ESTS - Contact insert



1636350

<https://www.phoenixcontact.com/us/products/1636350>

Mechanical data

Insertion/withdrawal cycles	≥ 500
-----------------------------	-------

Material specifications

Flammability rating according to UL 94	V0
Contact material	Cu alloy
Contact carrier material	PC
Material of contact surface, power contact	Ag
Material of contact surface, control contact	Ag

Environmental and real-life conditions

Ambient conditions

Ambient temperature (operation) (Operation)	-40 °C ... 125 °C
---	-------------------

HC-K 6/12-ESTS - Contact insert

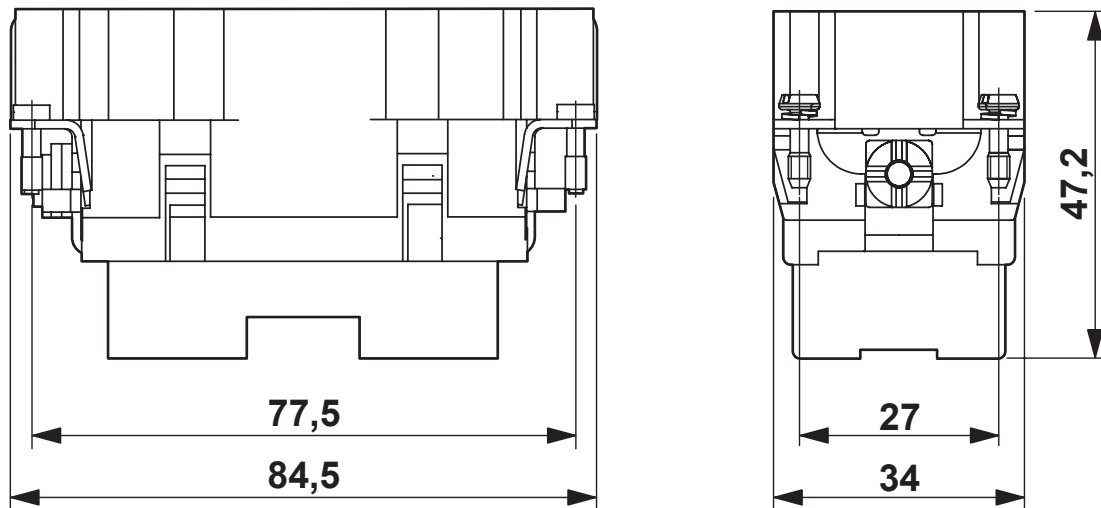


1636350

<https://www.phoenixcontact.com/us/products/1636350>

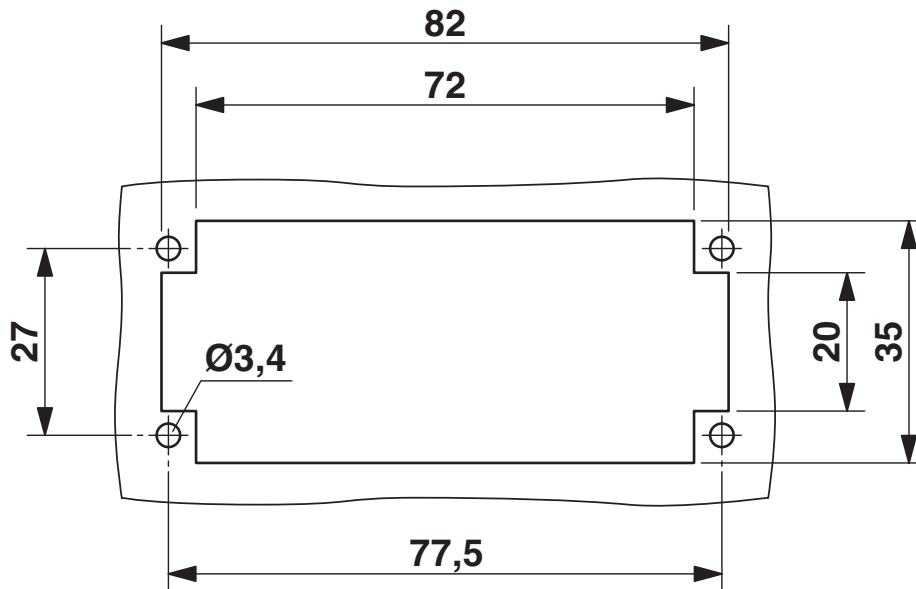
Drawings

Dimensional drawing



Dimensional drawing

Dimensional drawing



Mounting cutout when used without housing


HC-K 6/12-ESTS - Contact insert

1636350

<https://www.phoenixcontact.com/us/products/1636350>



Schematic diagram



Connector pin assignment, connection side

HC-K 6/12-ESTS - Contact insert

1636350

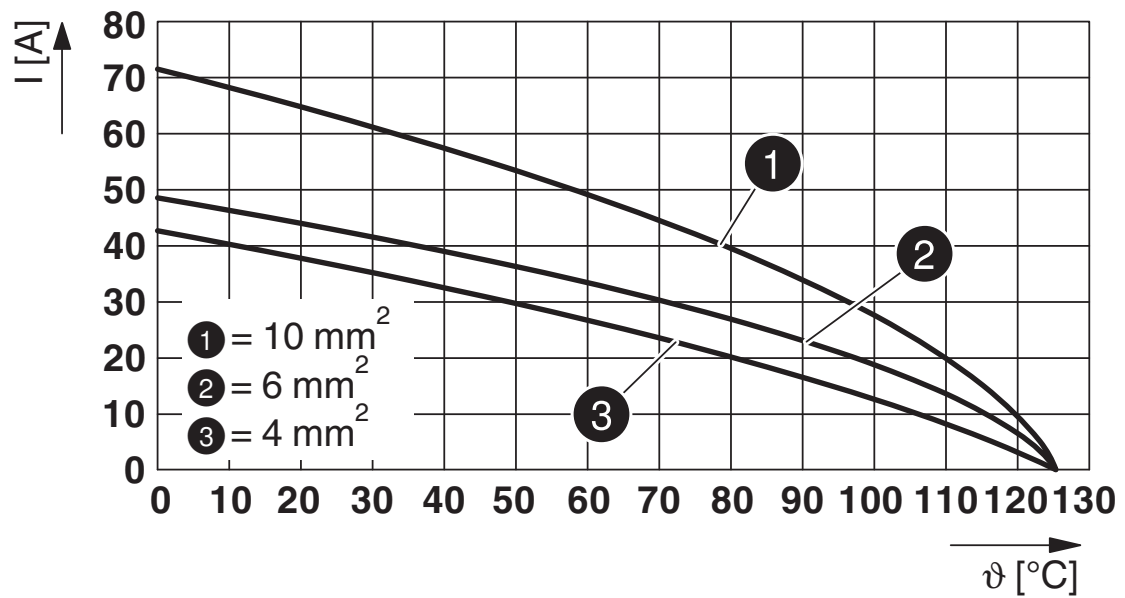
<https://www.phoenixcontact.com/us/products/1636350>

Schematic diagram



Axial connection

Diagram



Derating curve

HC-K 6/12-ESTS - Contact insert





1636350

<https://www.phoenixcontact.com/us/products/1636350>

Approvals

To download certificates, visit the product detail page: <https://www.phoenixcontact.com/us/products/1636350>

 cUL Recognized Approval ID: E118976				
	Nominal voltage U_N	Nominal current I_N	Cross section AWG	Cross section mm^2
keine				
	690 V	40 A	14 - 8	-

 UL Recognized Approval ID: E118976				
	Nominal voltage U_N	Nominal current I_N	Cross section AWG	Cross section mm^2
keine				
	690 V	40 A	14 - 8	-

HC-K 6/12-ESTS - Contact insert



1636350

<https://www.phoenixcontact.com/us/products/1636350>

Classifications

ECLASS

ECLASS-13.0	27440205
ECLASS-15.0	27440205

ETIM

ETIM 10.0	EC000438
-----------	----------

UNSPSC

UNSPSC 21.0	39121500
-------------	----------

HC-K 6/12-ESTS - Contact insert



1636350

<https://www.phoenixcontact.com/us/products/1636350>

Environmental product compliance

EU RoHS

Fulfills EU RoHS substance requirements	Yes
Exemption	6(c)

China RoHS

Environment friendly use period (EFUP)	EFUP-50
	An article-related China RoHS declaration table can be found in the download area for the respective article under "Manufacturer declaration". For all articles with EFUP-E, no China RoHS declaration table issued and required.

EU REACH SVHC

REACH candidate substance (CAS No.)	Lead(CAS: 7439-92-1)
SCIP	74fcb622-4f5d-4480-af09-547ca54c4943

EF3.1 Climate Change

CO2e kg	9.632 kg CO2e
---------	---------------

Phoenix Contact 2026 © - all rights reserved
<https://www.phoenixcontact.com>

Phoenix Contact USA
586 Fulling Mill Road
Middletown, PA 17057, United States
(+717) 944-1300
info@phoenixcon.com