

M17-8EP1N8AW500S - Device connector front mounting



1628908

<https://www.phoenixcontact.com/us/products/1628908>

Please be informed that the data shown in this PDF document is generated from our online catalog. Please find the complete data in the user documentation. Our general terms of use for downloads are valid.



M17, Device connector front mounting, application: Power, series: M17 PRO, straight, shielded: yes, for standard and ONECLICK fast locking system, No. of pos.: 5+3+PE, contact connection type: Pin, Crimp connection, flange dimensions: 26 mm x 26 mm, Item is lead-free in accordance with RoHS II without Exemption 6c (Pb < 0.1 %)

The figure shows the product with assembled crimp contacts. Please order crimp contacts separately.

Your advantages

- Solutions with cross-manufacturer compatibility for standard and fast locking systems
- Modern, consistent design for highly convenient operation
- Crimping connection: vibration- and temperature-resistant assembly
- All housing can be fitted with pin or socket contacts
- Safe use in the field, thanks to high degree of protection

Commercial data

Item number	1628908
Packing unit	1 pc
Minimum order quantity	1 pc
Sales key	AB30
Product key	ABRBAL
GTIN	4055626706832
Weight per piece (including packing)	48.6 g
Weight per piece (excluding packing)	32.552 g
Customs tariff number	85366990
Country of origin	DE

M17-8EP1N8AW500S - Device connector front mounting



1628908

<https://www.phoenixcontact.com/us/products/1628908>

Technical data

Notes

Order information:	Order crimp contacts 5 x 0.6 mm, 4 x Ø 1 mm separately
--------------------	--

Safety note

Safety note	WARNING: The connectors may not be plugged in or disconnected under load. Ignoring the warning or improper use may damage persons and/or property.
	• WARNING: Commission properly functioning products only. The products must be regularly inspected for damage. Decommission defective products immediately. Replace damaged products. Repairs are not possible.
	• WARNING: Only electrically qualified personnel may install and operate the product. They must observe the following safety notes. The qualified personnel must be familiar with the basics of electrical engineering. They must be able to recognize and prevent danger. The relevant symbol on the packaging indicates that only personnel familiar with electrical engineering are allowed to install and operate the product.
	• The products are suitable for applications in plant, controller, and electrical device engineering.
	• When operating the connectors in outdoor applications, they must be separately protected against environmental influences.
	• Assembled products may not be manipulated or improperly opened.
	• Only use mating connectors that are specified in the technical data of the standards listed (e.g. the ones listed in the product accessories online at phoenixcontact.com/products).
	• When using the product in direct connection with third-party manufacturers, the user is responsible.
	• For operating voltages > 50 V AC, conductive connector housings must be grounded
	• Ensure that the protective or functional ground has been properly connected.
	• VDE 0100/1.97 § 411.1.3.2 and DIN EN 60 204/11.98 § 14.1.3 are applicable when combining several circuits in a cable and/or connector
	• Only use tools recommended by Phoenix Contact
	• The installation notes/Design In documents online on the download page at phoenixcontact.com/products must be observed for this product.
	• Operate the connector only when it is fully plugged in and interlocked.

M17-8EP1N8AW500S - Device connector front mounting



1628908

<https://www.phoenixcontact.com/us/products/1628908>

warnings (e.g. DIN EN ISO 13732-1:2008-12).

Product properties

Product type	Circular connectors (device side)
Product family	M17 PRO

Material specifications

Flammability rating according to UL 94	V0
--	----

Connector

Insulating body

Flammability rating according to UL 94	V0
Insertion/withdrawal cycles	100
Connection method	Crimp connection
Contact switching type	Pin
Application	Power
Number of positions	9
Connection profile	5+3+PE
Installation height	2000 m
Number (Contact group 1)	4
Contact diameter (Contact group 1)	1 mm
Litz wires Min. cross section (Contact group 1)	0.06 mm ²
Litz wires Max. cross section (Contact group 1)	1 mm ²
Rated current Contact (Contact group 1)	14 A (for max. connection cross section)
Rated voltage Contact (Contact group 1)	630 V
Rated surge voltage	6 kV
Overvoltage category	III
Degree of pollution	3
Number (Contact group 2)	5
Contact diameter (Contact group 2)	0.6 mm
Litz wires Max. cross section (Contact group 2)	0.5 mm ²
Rated current Contact (Contact group 2)	3.6 A (for max. connection cross section)
Rated voltage Contact (Contact group 2)	60 V
Rated surge voltage	1.5 kV
Overvoltage category	III
Degree of pollution	3

Housing

Type	Flange housing
Thread type	M17
Design	straight
Type of locking	for standard and ONECLICK fast locking system
Mounting type	Front mounting/square flange (4x Ø 3.2 mm)
Flange dimensions	26 mm x 26 mm

M17-8EP1N8AW500S - Device connector front mounting



1628908

<https://www.phoenixcontact.com/us/products/1628908>

Housing material	GD-Zn
Degree of protection (plugged in)	IP67
	IP68 (2 m / 24 h)

Environmental and real-life conditions

Ambient conditions

Ambient temperature (operation)	-40 °C ... 105 °C (see derating curve)
Permissible humidity (storage/transport)	50 % ... 65 %

M17-8EP1N8AW500S - Device connector front mounting

1628908

<https://www.phoenixcontact.com/us/products/1628908>

Drawings

Dimensional drawing



Installation dimensions

M17-8EP1N8AW500S - Device connector front mounting

1628908

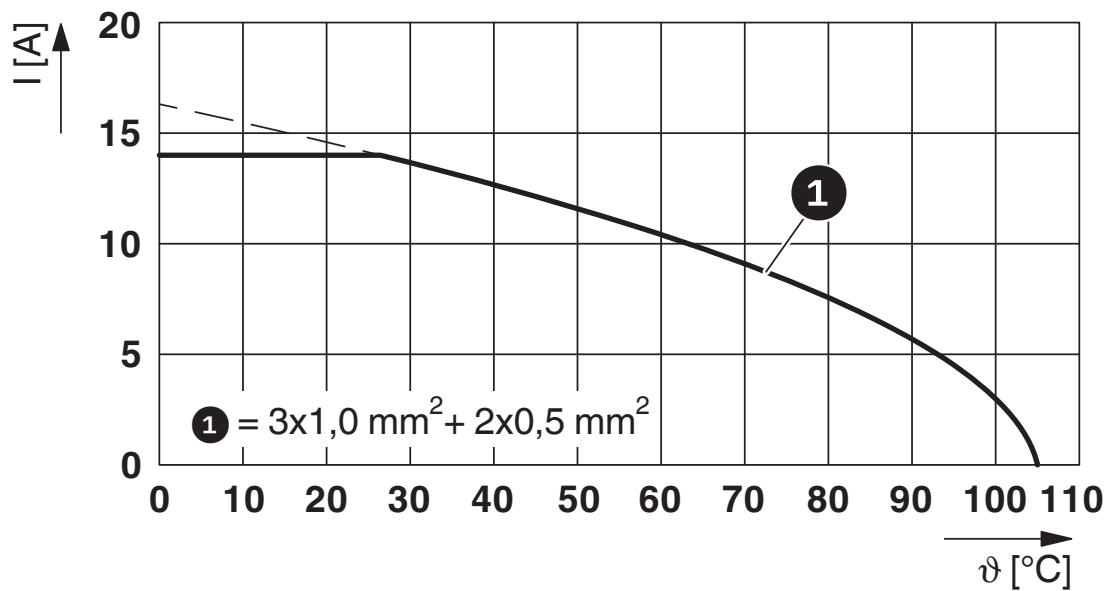
<https://www.phoenixcontact.com/us/products/1628908>

Schematic diagram



Connector pin assignment

Diagram



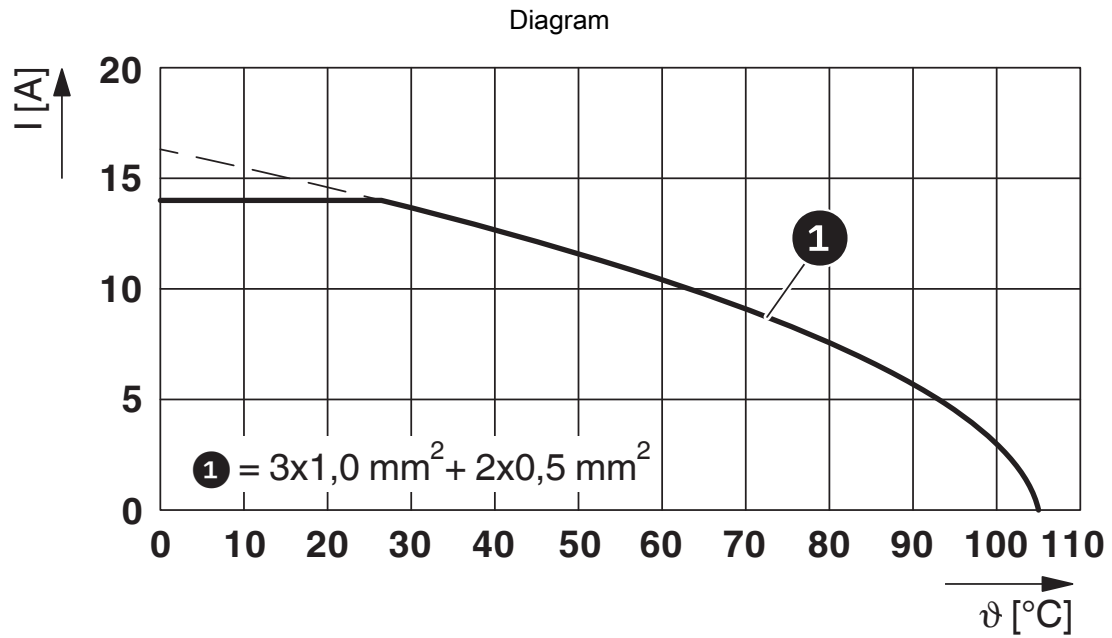
I = current strength, ϑ = ambient temperature, 3x 14 A + 2x 2 A constant

M17-8EP1N8AW500S - Device connector front mounting



1628908

<https://www.phoenixcontact.com/us/products/1628908>



I = current strength, ϑ = ambient temperature, 3x 14 A + 2x 2 A constant

M17-8EP1N8AW500S - Device connector front mounting





1628908

<https://www.phoenixcontact.com/us/products/1628908>

Approvals

To download certificates, visit the product detail page: <https://www.phoenixcontact.com/us/products/1628908>

 UL Listed Approval ID: E468743				
	Nominal voltage U_N	Nominal current I_N	Cross section AWG	Cross section mm^2
keine				
Power	600 V	10 A	- 18	1
Signal	60 V	2 A	- 20	1

 cUL Listed Approval ID: E468743				
	Nominal voltage U_N	Nominal current I_N	Cross section AWG	Cross section mm^2
keine				
Power	600 V	8 A	- 18	-
Signal	60 V	2 A	- 20	-

M17-8EP1N8AW500S - Device connector front mounting



1628908

<https://www.phoenixcontact.com/us/products/1628908>

Classifications

ECLASS

ECLASS-13.0	27440109
ECLASS-15.0	27440109

ETIM

ETIM 10.0	EC003569
-----------	----------

UNSPSC

UNSPSC 21.0	39121400
-------------	----------

M17-8EP1N8AW500S - Device connector front mounting



1628908

<https://www.phoenixcontact.com/us/products/1628908>

Environmental product compliance

EU RoHS

Fulfills EU RoHS substance requirements	Yes, No exemptions
---	--------------------

China RoHS

Environment friendly use period (EFUP)	EFUP-E
	No hazardous substances above the limits

EU REACH SVHC

REACH candidate substance (CAS No.)	No substance above 0.1 wt%
-------------------------------------	----------------------------

Phoenix Contact 2026 © - all rights reserved
<https://www.phoenixcontact.com>

Phoenix Contact USA
586 Fulling Mill Road
Middletown, PA 17057, United States
(+717) 944-1300
info@phoenixcon.com