

EV-T2M3SE12-1AC32A-0,7M6,0E10 - Infrastructure charging socket



1628124

<https://www.phoenixcontact.com/us/products/1628124>

Please be informed that the data shown in this PDF document is generated from our online catalog. Please find the complete data in the user documentation. Our general terms of use for downloads are valid.



CHARX connect, Type 2, Infrastructure charging socket, 32 A , 250 V AC, length: 0.7 m, locking actuator: 12 V, 4-pos., Rear panel mounting, for charging electric vehicles with alternating current (AC), IEC 62196-2

Product description

Infrastructure charging socket for charging electric vehicles (EV) with alternating current (AC), compatible with type 2 Infrastructure Plugs, for installation at charging stations for E-Mobility (EVSE)

Your advantages

- Uniform, space-saving installation space of all Phoenix Contact Infrastructure Socket Outlets
- Silver-plated surface of the power and signal contacts
- Developed and produced in accordance with the IATF 16949 automotive standard and ISO 9001
- Integrated interlock during charging
- Manual emergency release of the locking actuator

Commercial data

Item number	1628124
Packing unit	1 pc
Minimum order quantity	1 pc
Product key	XWBADC
GTIN	4055626385365
Weight per piece (including packing)	529.7 g
Weight per piece (excluding packing)	505 g
Country of origin	DE

EV-T2M3SE12-1AC32A-0,7M6,0E10 - Infrastructure charging socket



1628124

<https://www.phoenixcontact.com/us/products/1628124>

Technical data

Product properties

Product type	Infrastructure charging socket
Product family	CHARX connect
Charging standard	Type 2
Charging mode	Mode 3, Case B
Customer variations	On request

Electrical properties

Type of signal transmission	Pulse width modulation
Note on the connection method	Crimp connection, cannot be disconnected

Charging power and current (AC charging, 1-phase)

Type of charging current	AC single-phase
Charging current	32 A AC (1-phase)
Charging power	8 kW
Charging power rating	7.4 kW

Pin assignment (Power contacts)

Number	3 (L1, N, PE)
Rated voltage	250 V AC
Rated current	32 A

Pin assignment (Signal contacts)

Number	2 (CP, PP)
Rated voltage	30 V AC
Rated current	2 A

Locking actuator

Locking actuator	12 V, 4-pos.
	Top center position
Possible power supply range at the motor	9 V ... 16 V
Maximum voltage for locking detection	30 V
Typical motor current for locking	0.2 A
Reverse current of the motor	max. 1 A
Max. dwell time with reverse current	1000 ms
Recommended adaptation time	600 ms
Pause time after entry or exit path	3 s
Service life insertion cycles	> 10000 load cycles
Lock recognition	available
Mechanical emergency release	available
Ambient temperature (operation)	-30 °C ... 50 °C
Cable length	0.5 m

EV-T2M3SE12-1AC32A-0,7M6,0E10 - Infrastructure charging socket



1628124

<https://www.phoenixcontact.com/us/products/1628124>

Cable structure	4 x 0.5 mm ²
-----------------	-------------------------

Cable/line

Cable length	0.7 m (AC cables)
	0.5 m (Locking actuator cables)
Cable structure	3 x 6.0 mm ² + 2 x 0.5 mm ²

Mechanical properties

Mechanical data

Insertion/withdrawal cycles	> 10000
Insertion force	< 100 N
Withdrawal force	< 100 N

Environmental and real-life conditions

Ambient conditions

Ambient temperature (operation)	-30 °C ... 50 °C
Ambient temperature (storage/transport)	-40 °C ... 80 °C
Altitude	5000 m (above sea level)

Standards and regulations

Standards

Standards/regulations	IEC 62196-2
-----------------------	-------------

Mounting

Mounting type Infrastructure charging socket	Rear panel mounting (0 to 90 degree frontal inclination possible)
	Front mounting (only possible when the locking actuator is removed (see EV-T2M3SE...E00 versions))
Mounting type Protective cover	rear (available separately)
Mounting hole diameter	7.00 mm (ø)

EV-T2M3SE12-1AC32A-0,7M6,0E10 - Infrastructure charging socket

1628124

<https://www.phoenixcontact.com/us/products/1628124>

Drawings

Dimensional drawing



Hole image

EV-T2M3SE12-1AC32A-0,7M6,0E10 - Infrastructure charging socket



1628124

<https://www.phoenixcontact.com/us/products/1628124>

Dimensional drawing



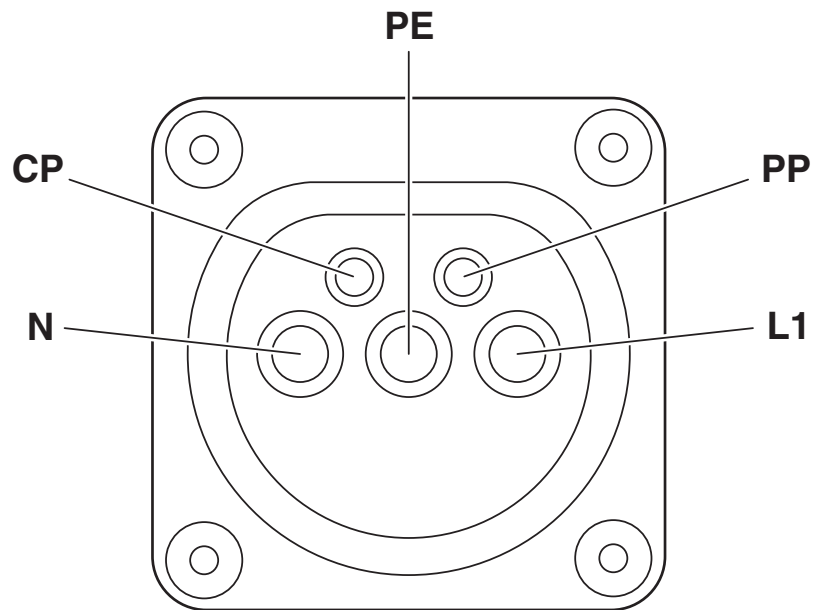
Dimensional drawing

EV-T2M3SE12-1AC32A-0,7M6,0E10 - Infrastructure charging socket

1628124

<https://www.phoenixcontact.com/us/products/1628124>

Connection diagram



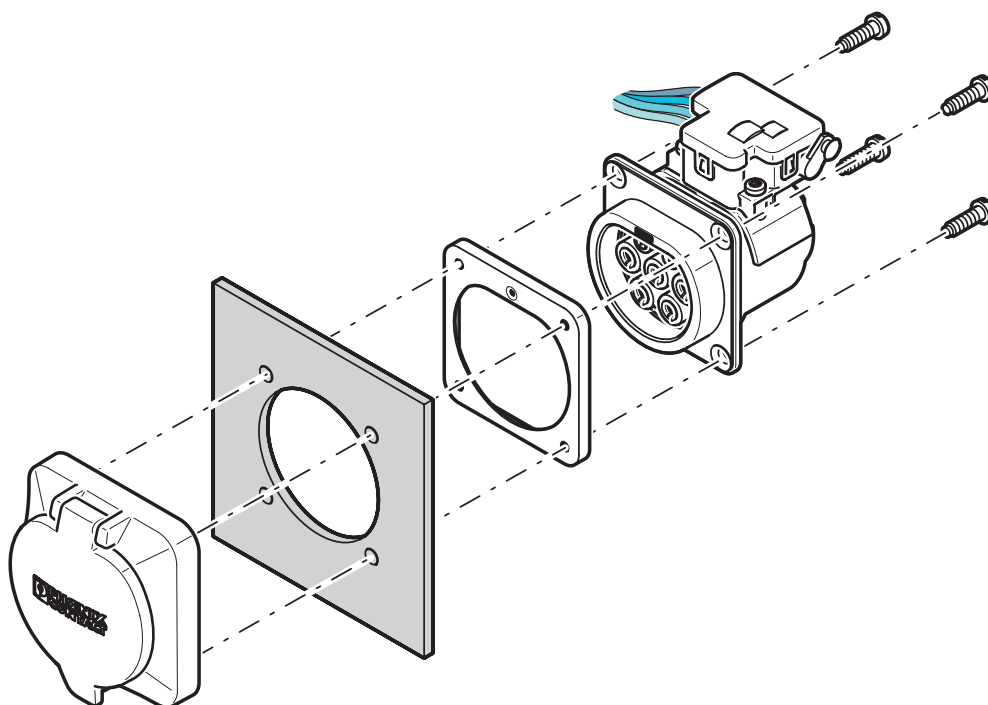
Pin assignment of infrastructure charging socket

EV-T2M3SE12-1AC32A-0,7M6,0E10 - Infrastructure charging socket

1628124

<https://www.phoenixcontact.com/us/products/1628124>

Schematic diagram



Rear mounting with rear protective cover screw connection

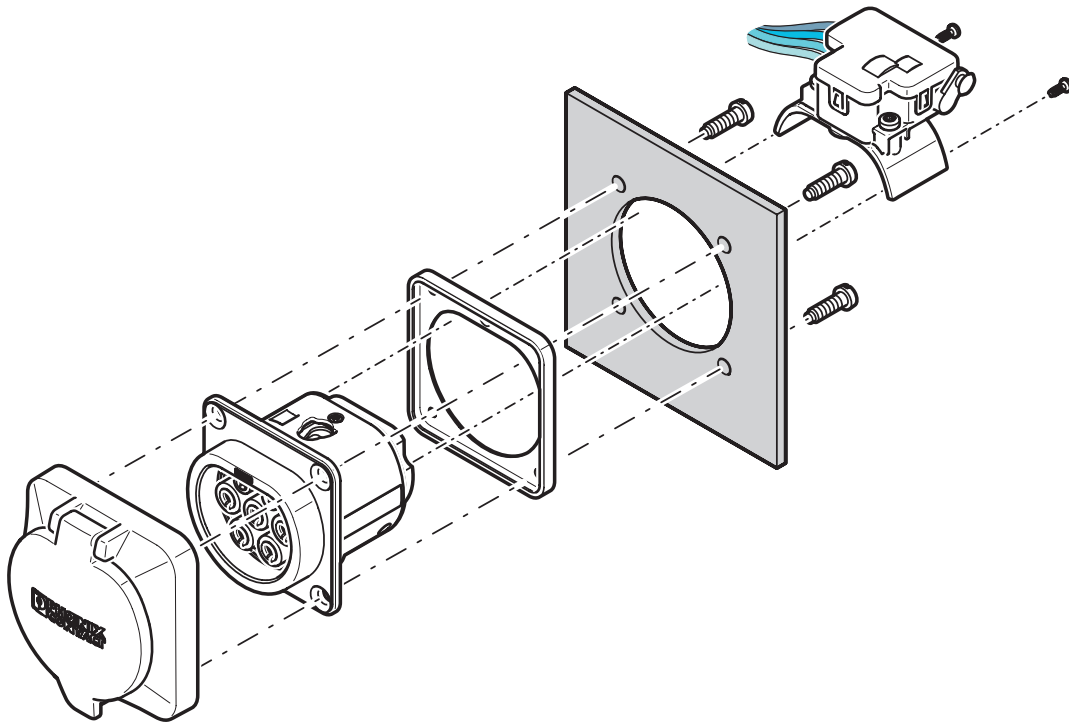
The screw connection for a protective cover from the accessories range (EV-T2SC) only supports rear mounting. The panel thickness must not exceed 5 mm. The sealing frame that is slid on from the rear must contact the housing panel flush with the flat side and must completely surround the infrastructure socket outlet.

EV-T2M3SE12-1AC32A-0,7M6,0E10 - Infrastructure charging socket

1628124

<https://www.phoenixcontact.com/us/products/1628124>

Schematic diagram



Front mounting with rear protective cover screw connection

Front mounting is only possible when the locking actuator is removed. We recommend using an infrastructure socket outlet without pre-assembled locking actuator (EV-T2M3SE-...E0..., e.g., 1621729).

The screw connection for a protective cover from the accessories range (EV-T2SC) only supports rear mounting. The panel thickness must not exceed 10 mm. The sealing frame that is slid on from the front must contact the housing panel flush with the flat side and must completely surround the infrastructure socket outlet.

EV-T2M3SE12-1AC32A-0,7M6,0E10 - Infrastructure charging socket

1628124

<https://www.phoenixcontact.com/us/products/1628124>

Schematic diagram



Operating instructions

EV-T2M3SE12-1AC32A-0,7M6,0E10 - Infrastructure charging socket

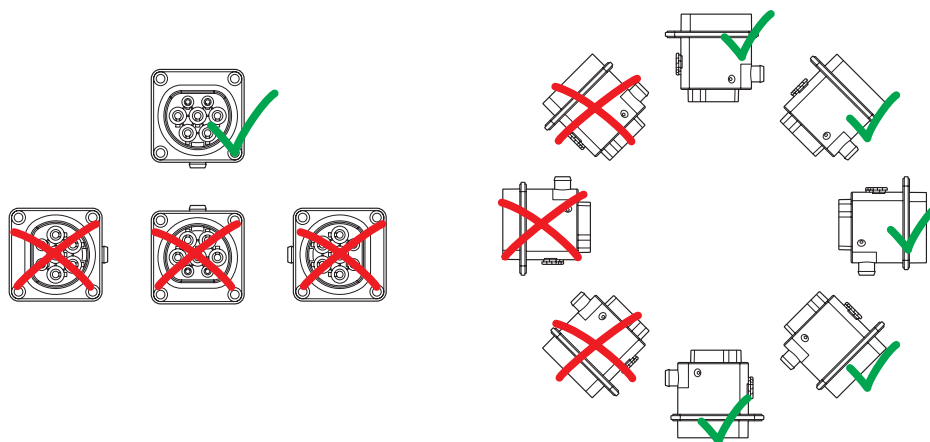
1628124

<https://www.phoenixcontact.com/us/products/1628124>



Detection of the Infrastructure Plug

Schematic diagram



Installation positions

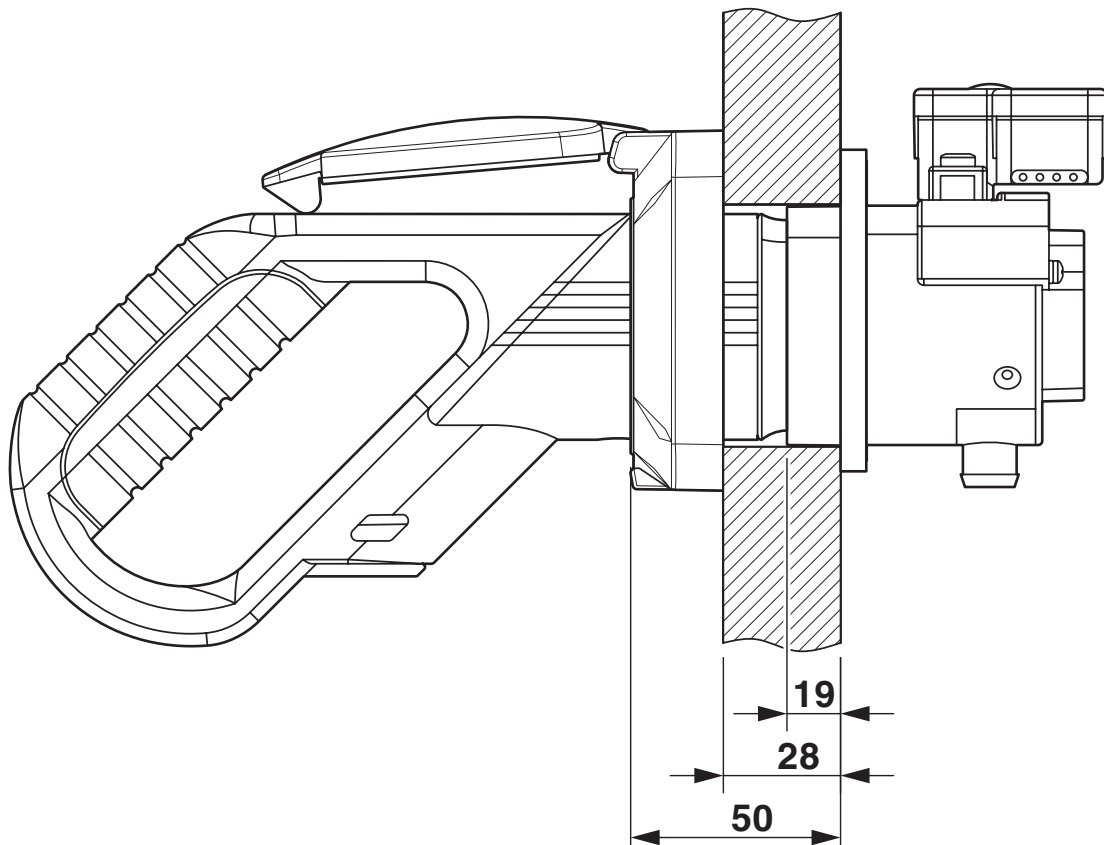
EV-T2M3SE12-1AC32A-0,7M6,0E10 - Infrastructure charging socket



1628124

<https://www.phoenixcontact.com/us/products/1628124>

Schematic diagram



Panel thickness for rear mounting (max. 50 mm, with Phoenix Contact protective cover, max. 22 mm)

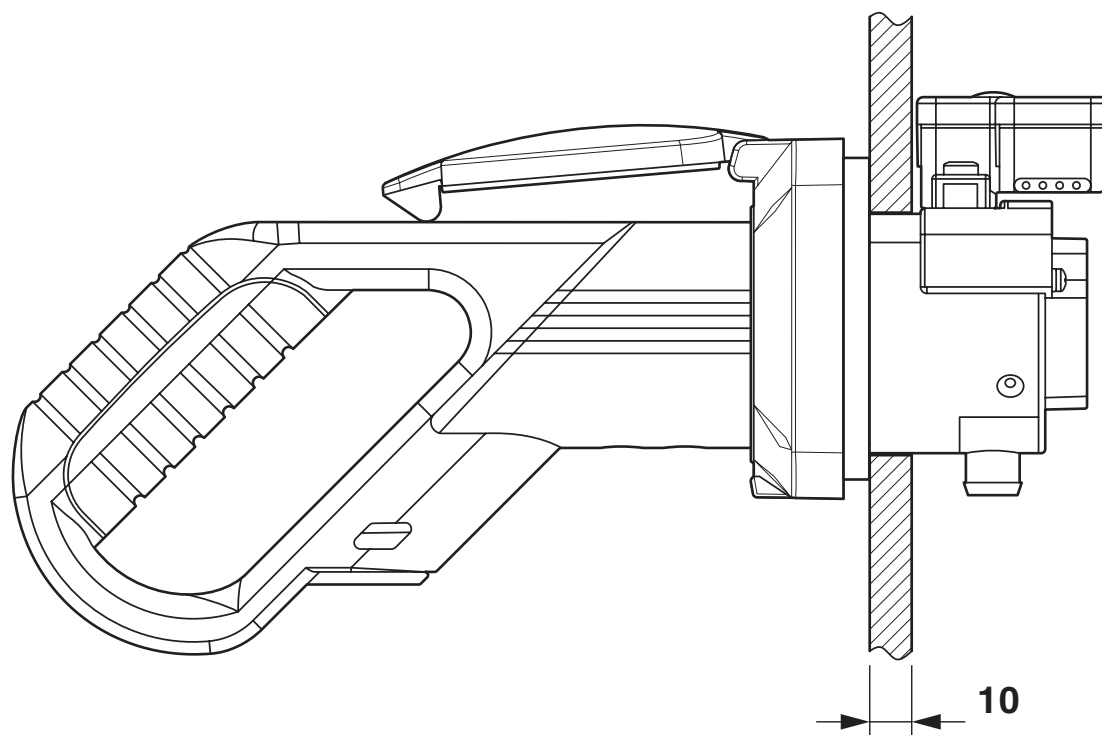
EV-T2M3SE12-1AC32A-0,7M6,0E10 - Infrastructure charging socket



1628124

<https://www.phoenixcontact.com/us/products/1628124>

Schematic diagram

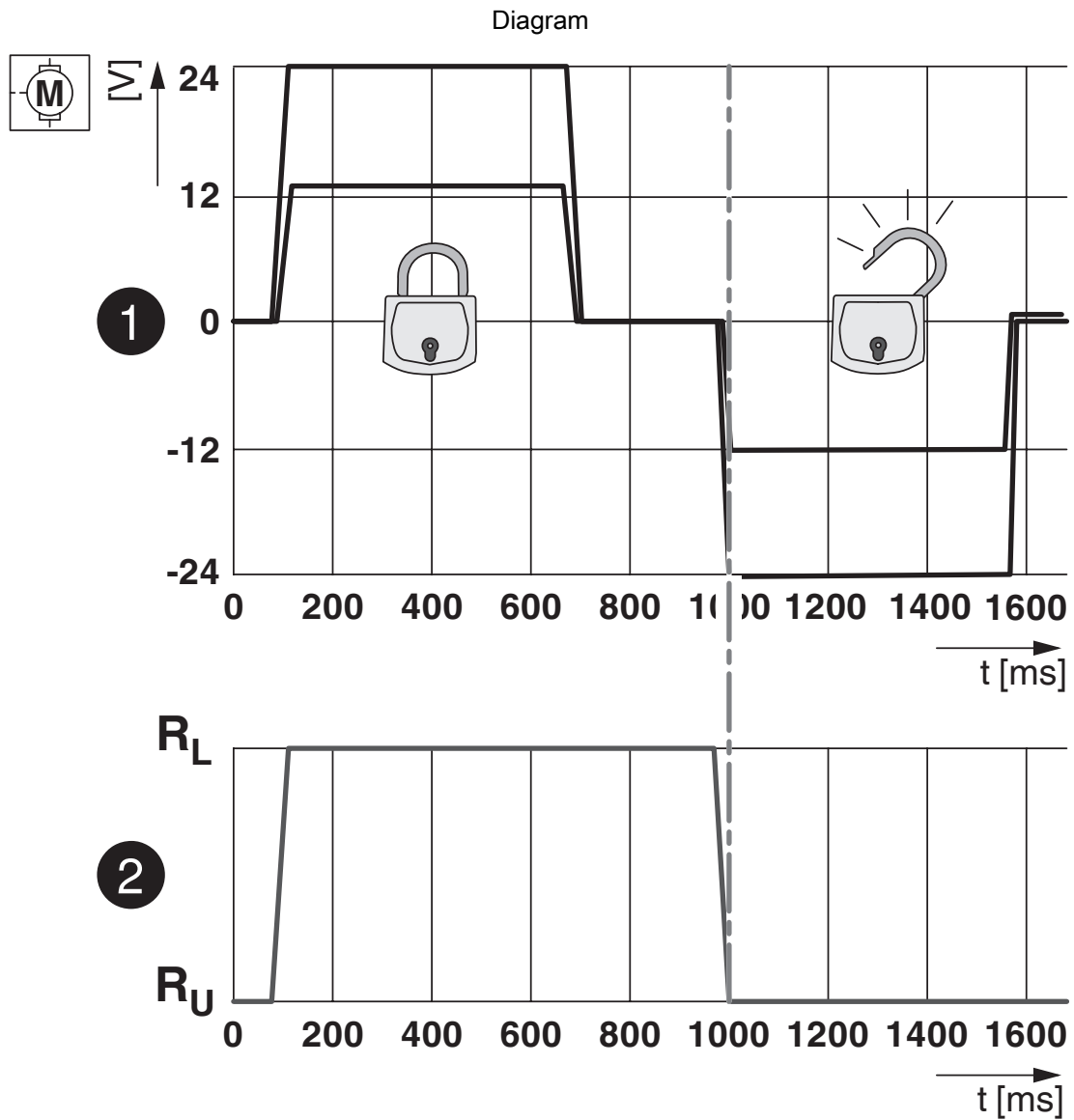


Panel thickness for front mounting (in mm)

EV-T2M3SE12-1AC32A-0,7M6,0E10 - Infrastructure charging socket

1628124

<https://www.phoenixcontact.com/us/products/1628124>



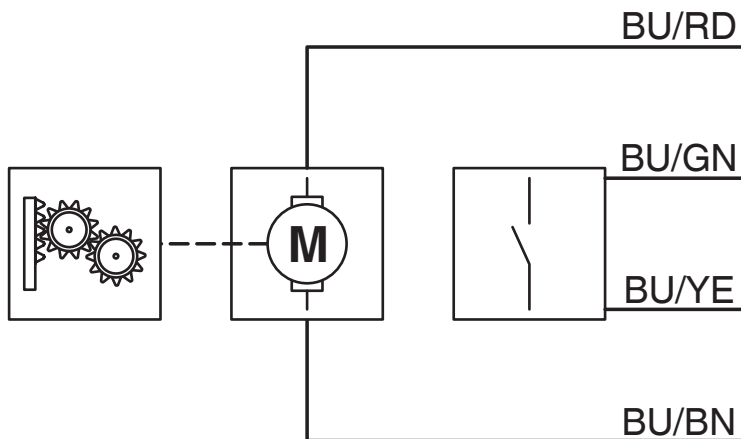
Locking states of the locking actuator

EV-T2M3SE12-1AC32A-0,7M6,0E10 - Infrastructure charging socket

1628124

<https://www.phoenixcontact.com/us/products/1628124>

Block diagram



Block diagram of the locking actuator

EV-T2M3SE12-1AC32A-0,7M6,0E10 - Infrastructure charging socket



1628124

<https://www.phoenixcontact.com/us/products/1628124>

Classifications

UNSPSC

UNSPSC 21.0	39121522
-------------	----------

EV-T2M3SE12-1AC32A-0,7M6,0E10 - Infrastructure charging socket



1628124

<https://www.phoenixcontact.com/us/products/1628124>

Environmental product compliance

EU RoHS

Fulfills EU RoHS substance requirements	Yes
Exemption	6(c)

China RoHS

Environment friendly use period (EFUP)	EFUP-10
	An article-related China RoHS declaration table can be found in the download area for the respective article under "Manufacturer declaration". For all articles with EFUP-E, no China RoHS declaration table issued and required.

EU REACH SVHC

REACH candidate substance (CAS No.)	Lead(CAS: 7439-92-1)
-------------------------------------	----------------------

Phoenix Contact 2026 © - all rights reserved
<https://www.phoenixcontact.com>

Phoenix Contact USA
586 Fulling Mill Road
Middletown, PA 17057, United States
(+717) 944-1300
info@phoenixcon.com