

EV-TAG3PK-1AC32A-4,0M6,0ESBK01 - AC charging cable



1623909

<https://www.phoenixcontact.com/us/products/1623909>

Please be informed that the data shown in this PDF document is generated from our online catalog. Please find the complete data in the user documentation. Our general terms of use for downloads are valid.



CHARX connect comfort, Type 1, Type 2, Mobile AC charging cable, 32 A permanent, 250 V AC, with vehicle charging connector and infrastructure charging plug, cable: 4 m, black, straight, with protective cap, with locking option for padlock, housing: black, gray, PHOENIX CONTACT logo, IEC 62196-2, SAE J1772, for charging electric vehicles (EV) with alternating current (AC) via type 1 vehicle charging inlets

Product description

Mobile AC charging cable with vehicle charging connector and infrastructure charging plug for charging electric vehicles (EV) with alternating current (AC) via type 1 vehicle charging inlets, compatible with type 2 infrastructure charging sockets at charging stations for e-mobility (EVSE)

Your advantages

- Complete product range
- Convenient handling due to the ergonomic, triple award-winning design
- Available with your logo on request - for consistent branding of your charging station
- Longitudinal water tightness reliably prevents water ingress
- Developed and produced in accordance with the IATF 16949 automotive standard and ISO 9001
- Tested in accordance with automotive standards LV124, LV214, and LV215-2
- Tested in accordance with EV Ready 37 requirements
- Laser-marked mating face in accordance with DIN EN 17186

Commercial data

Item number	1623909
Packing unit	1 pc
Minimum order quantity	1 pc
Sales key	EM01
Product key	XWBEAB
GTIN	4055626230894
Weight per piece (including packing)	2,140 g
Weight per piece (excluding packing)	2,205 g
Customs tariff number	85444290
Country of origin	PL

EV-TAG3PK-1AC32A-4,0M6,0ESBK01 - AC charging cable



1623909

<https://www.phoenixcontact.com/us/products/1623909>

Technical data

Product properties

Product type	AC charging cable
Product family	CHARX connect comfort
Type	Mobile AC charging cable with vehicle charging connector and infrastructure charging plug
Design	with protective cap with locking option for padlock
Charging standard	Type 1 Type 2
Charging mode	Mode 3, Case B
Affixed logo	PHOENIX CONTACT logo
Customer variations	On request

Electrical properties

Charging power and current (AC charging, 1-phase)

Type of charging current	AC single-phase
Charging current	32 A AC (1-phase)
Charging power	8 kW (1-phase)
Operating voltage	typ. 240 V

Pin assignment (Power contacts)

Note on the connection method	Crimp connection, cannot be disconnected
Number	3 (L1, N, PE)
Rated voltage	250 V AC
Rated current	32 A

Pin assignment (Signal contacts)

Note on the connection method	Crimp connection, cannot be disconnected
Type of signal transmission	Pulse width modulation
Number	2 (CP, CS)
Rated voltage	30 V AC
Rated current	2 A
Coding	480 Ω (Lever actuated) 150 Ω (Lever not actuated)

Dimensions

Infrastructure charging plug

EV-TAG3PK-1AC32A-4,0M6,0ESBK01 - AC charging cable



1623909

<https://www.phoenixcontact.com/us/products/1623909>

Dimensional drawing	<p>Infrastructure plug</p>
Width	58 mm
Height	131.8 mm
Depth	233.4 mm

Vehicle charging connector	
Width	58 mm
Height	151.1 mm
Depth	236.1 mm

Material specifications

Color (Housing)	black (9005)
Color (Handle area)	black (9005)
Color (Actuating element)	silver gray (7001)
Color (Mating face)	black (9005)
Color (Protective cap)	black (9005)
Color (Cable)	black (9005)
Material (Vehicle charging connector)	Plastic
Material (Infrastructure charging plug)	Plastic
Material (Cable outer sheath)	TPE-U
Material (Contact surface)	Silver
Note	The color appearance and gloss level of the charging cable may vary.

Cable/line

Cable length	4 m
Wiring standards/regulations	prEN 50620/DIN EN 50620
Wiring certifications	VDE
Cable weight	max. 305.00 kg/km
Cable type	Class 5
Cable type	straight
Cable structure	3 x 6.0 mm ² + 1 x 0.5 mm ²
External cable diameter	12.80 mm ±0.4 mm
Outer sheath, material	TPE-U
Cable resistance	≤ 0.0033 Ω/m (based on a power core, at an ambient temperature of 20°C)
Bending radius	min. 96 mm (7.5x diameter)

Mechanical properties

EV-TAG3PK-1AC32A-4,0M6,0ESBK01 - AC charging cable



1623909

<https://www.phoenixcontact.com/us/products/1623909>

Mechanical data

Insertion/withdrawal cycles	> 10000
Insertion force	< 75 N
Withdrawal force	< 75 N

Environmental and real-life conditions

Ambient conditions

Degree of protection (Vehicle charging inlet)	IP44 (plugged in; when plugged in and ready to operate, the degree of protection is only ensued if both plug-in components are original products from Phoenix Contact or suitable standard-compliant products)
Degree of protection (Infrastructure charging plug)	IP44 (plugged in; when plugged in and ready to operate, the degree of protection is only ensued if both plug-in components are original products from Phoenix Contact or suitable standard-compliant products)
Degree of protection (Protective cap)	IP54
Ambient temperature (operation)	-30 °C ... 50 °C
Ambient temperature (storage/transport)	-40 °C ... 80 °C
Altitude	5000 m (above sea level)

Standards and regulations

Standards

Standards/regulations	IEC 62196-2
	SAE J1772

EV-TAG3PK-1AC32A-4,0M6,0ESBK01 - AC charging cable

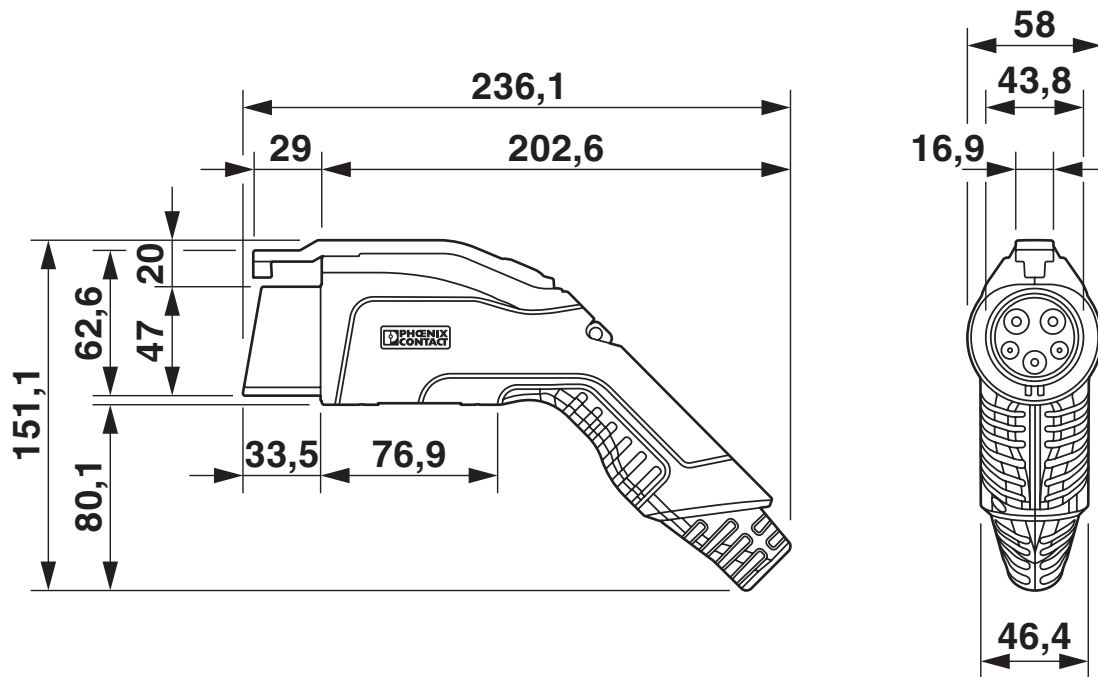


1623909

<https://www.phoenixcontact.com/us/products/1623909>

Drawings

Dimensional drawing



Vehicle connector

Dimensional drawing



Infrastructure plug

EV-TAG3PK-1AC32A-4,0M6,0ESBK01 - AC charging cable

1623909

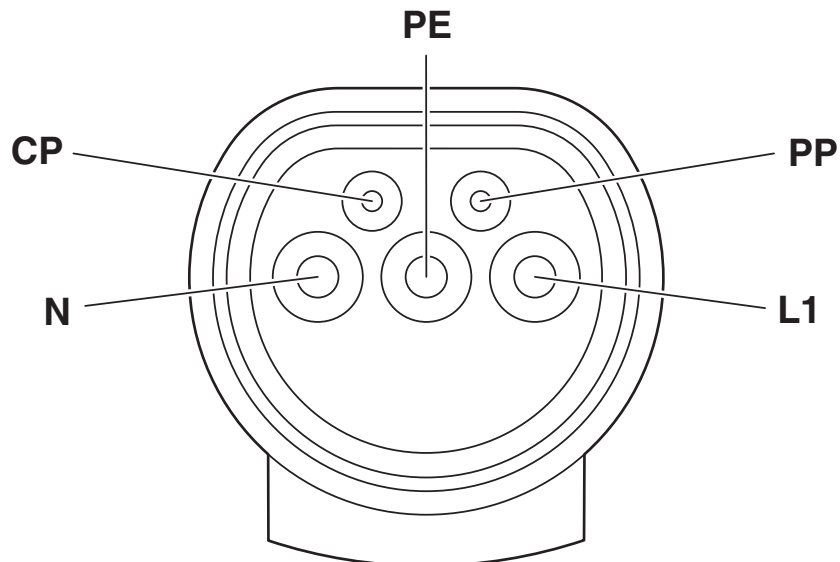
<https://www.phoenixcontact.com/us/products/1623909>

Connection diagram



Pin assignment of the Vehicle Connector

Schematic diagram



Type 2 infrastructure plug pin assignment

EV-TAG3PK-1AC32A-4,0M6,0ESBK01 - AC charging cable

1623909

<https://www.phoenixcontact.com/us/products/1623909>

Schematic diagram



Operating instructions

Schematic diagram



Terminology definition

EV-TAG3PK-1AC32A-4,0M6,0ESBK01 - AC charging cable




1623909

<https://www.phoenixcontact.com/us/products/1623909>

Approvals

To download certificates, visit the product detail page: <https://www.phoenixcontact.com/us/products/1623909>

 IECEE CB Scheme Approval ID: DE1-65897		Nominal voltage U_N	Nominal current I_N	Cross section AWG	Cross section mm^2
keine		250 V	32 A	-	-

EV-TAG3PK-1AC32A-4,0M6,0ESBK01 - AC charging cable



1623909

<https://www.phoenixcontact.com/us/products/1623909>

Classifications

ECLASS

ECLASS-13.0	27144705
ECLASS-15.0	27144705

ETIM

ETIM 10.0	EC002897
-----------	----------

UNSPSC

UNSPSC 21.0	39121500
-------------	----------

EV-TAG3PK-1AC32A-4,0M6,0ESBK01 - AC charging cable



1623909

<https://www.phoenixcontact.com/us/products/1623909>

Environmental product compliance

EU RoHS

Fulfills EU RoHS substance requirements	Yes
Exemption	6(c)

China RoHS

Environment friendly use period (EFUP)	EFUP-50
	An article-related China RoHS declaration table can be found in the download area for the respective article under "Manufacturer declaration". For all articles with EFUP-E, no China RoHS declaration table issued and required.

EU REACH SVHC

REACH candidate substance (CAS No.)	Lead(CAS: 7439-92-1)
SCIP	01ccefdf-dddd-438d-b32c-65f6fc839082

EF3.1 Climate Change

CO2e kg	36.2 kg CO2e
---------	--------------

Phoenix Contact 2026 © - all rights reserved
<https://www.phoenixcontact.com>

Phoenix Contact USA
586 Fulling Mill Road
Middletown, PA 17057, United States
(+717) 944-1300
info@phoenixcon.com