


# SB-8ESSD8AA700S - Device connector front mounting



1623720

<https://www.phoenixcontact.com/us/products/1623720>

Please be informed that the data shown in this PDF document is generated from our online catalog. Please find the complete data in the user documentation. Our general terms of use for downloads are valid.



The figure shows the product with assembled crimp contacts. Please order crimp contacts separately.

M40, Device connector front mounting, application: Hybrid, series: SB, angled rotatable, shielded: yes, for standard and SPEEDCON interlock, Direction of rotation: Standard, contact connection type: Socket, Crimp connection, Axial O-ring, this item is expected to be lead-free from Q4 2026 in accordance with RoHS II without exception 6c (Pb < 0.1%), a lead-free alternative is possible on request in advance

## Your advantages

- Easy connection, thanks to infinitely adjustable cable outlet direction up to 310°
- All housing can be fitted with pin or socket contacts
- A total of eight contacts are available for signal transmission
- Reduced connection time with SPEEDCON fast locking system
- Safe use in the field, thanks to high degree of protection
- Consistent EMC protection for reliable connection solutions in the industrial environment

## Commercial data

Item number	1623720
Packing unit	1 pc
Minimum order quantity	1 pc
Note	Made to order (non-returnable)
Sales key	AB33
Product key	ABRCEM
GTIN	4055626194899
Weight per piece (including packing)	598.5 g
Weight per piece (excluding packing)	526.474 g
Customs tariff number	85366990
Country of origin	DE

## Technical data

### Notes

Order information:	Crimp contacts, 8 x Ø 1 mm, 5 x Ø 3.6 mm, order separately
--------------------	--

### Safety note

Safety note	<p>WARNING: The connectors may not be plugged in or disconnected under load. Ignoring the warning or improper use may damage persons and/or property.</p>
	<ul style="list-style-type: none"> <li>• WARNING: Commission properly functioning products only. The products must be regularly inspected for damage. Decommission defective products immediately. Replace damaged products. Repairs are not possible.</li> </ul>
	<ul style="list-style-type: none"> <li>• WARNING: Only electrically qualified personnel may install and operate the product. They must observe the following safety notes. The qualified personnel must be familiar with the basics of electrical engineering. They must be able to recognize and prevent danger. The relevant symbol on the packaging indicates that only personnel familiar with electrical engineering are allowed to install and operate the product.</li> </ul>
	<ul style="list-style-type: none"> <li>• The products are suitable for applications in plant, controller, and electrical device engineering.</li> </ul>
	<ul style="list-style-type: none"> <li>• When operating the connectors in outdoor applications, they must be separately protected against environmental influences.</li> </ul>
	<ul style="list-style-type: none"> <li>• Assembled products may not be manipulated or improperly opened.</li> </ul>
	<ul style="list-style-type: none"> <li>• Only use mating connectors that are specified in the technical data of the standards listed (e.g. the ones listed in the product accessories online at <a href="https://www.phoenixcontact.com/products">phoenixcontact.com/products</a>).</li> </ul>
	<ul style="list-style-type: none"> <li>• When using the product in direct connection with third-party manufacturers, the user is responsible.</li> </ul>
	<ul style="list-style-type: none"> <li>• For operating voltages &gt; 50 V AC, conductive connector housings must be grounded</li> </ul>
	<ul style="list-style-type: none"> <li>• VDE 0100/1.97 § 411.1.3.2 and DIN EN 60 204/11.98 § 14.1.3 are applicable when combining several circuits in a cable and/or connector</li> </ul>
	<ul style="list-style-type: none"> <li>• Observe the corresponding technical data. You will find information:                             <ul style="list-style-type: none"> <li>o On the product</li> <li>o On the packing label</li> <li>o In the supplied documentation</li> <li>o Online at <a href="https://www.phoenixcontact.com/products">phoenixcontact.com/products</a> under the product</li> </ul> </li> </ul>
	<ul style="list-style-type: none"> <li>• Only use tools recommended by Phoenix Contact</li> </ul>
	<ul style="list-style-type: none"> <li>• The installation notes/Design In documents online on the download page at <a href="https://www.phoenixcontact.com/products">phoenixcontact.com/products</a> must be observed for this product.</li> </ul>
<ul style="list-style-type: none"> <li>• Use a protective cap to protect connectors that are not in use. The suitable accessories are available online in the accessory section of the product at <a href="https://www.phoenixcontact.com/products">phoenixcontact.com/products</a></li> </ul>	
<ul style="list-style-type: none"> <li>• Operate the connector only when it is fully plugged in and interlocked.</li> </ul>	
<ul style="list-style-type: none"> <li>• Ensure that when laying the cable, the tensile load on the connectors does not exceed the upper limit specified in the</li> </ul>	

1623720

<https://www.phoenixcontact.com/us/products/1623720>

	standards.
	<ul style="list-style-type: none"> <li>• Observe the minimum bending radius of the cable. Lay the cable without twisting it.</li> </ul>
	<ul style="list-style-type: none"> <li>• The connector warms up in normal operation. Depending on the ambient conditions, the surface of the connector can continue to warm up. In this case, the user is responsible for posting warnings (e.g. DIN EN ISO 13732-1:2008-12).</li> </ul>

## Product properties

Product type	Circular connectors (device side)
--------------	-----------------------------------

## Connector

### Insulating body

Connection method	Crimp connection
Contact switching type	Socket
Application	Hybrid
Number of positions	13
Direction of rotation	Standard
Number	5
Contact diameter	3.6 mm
Litz wires Min. cross section	1 mm <sup>2</sup>
Litz wires Max. cross section	10 mm <sup>2</sup>
Rated current Contact	70 A
Rated voltage Contact	630 V AC 850 V DC
Rated surge voltage	6 kV
Overvoltage category	III
Degree of pollution	3
Number (Contact group 3)	4
Contact diameter (Contact group 3)	1 mm
Litz wires Max. cross section (Contact group 3)	1.5 mm <sup>2</sup>
Rated voltage Contact (Contact group 3)	50 V
Rated surge voltage	1.5 kV
Overvoltage category	III
Degree of pollution	3

### Housing

Type	Flange housing
Thread type	M40
Design	angled rotatable
Type of locking	for standard and SPEEDCON interlock
Pg screw connection	none
Mounting type	Front mounting/square flange (4x Ø 4,4 mm)
Housing material	Turned parts: copper zinc alloy (CuZn), die-cast parts: zinc (GD-Zn)
Material for screw connection	CuZn

# SB-8ESSD8AA700S - Device connector front mounting



1623720

<https://www.phoenixcontact.com/us/products/1623720>

Degree of protection (plugged in)	IP68/IP69K
Seal for the device	Axial O-ring

## Environmental and real-life conditions

### Ambient conditions

Ambient temperature (operation)	-40 °C ... 115 °C (see derating curve)
---------------------------------	--

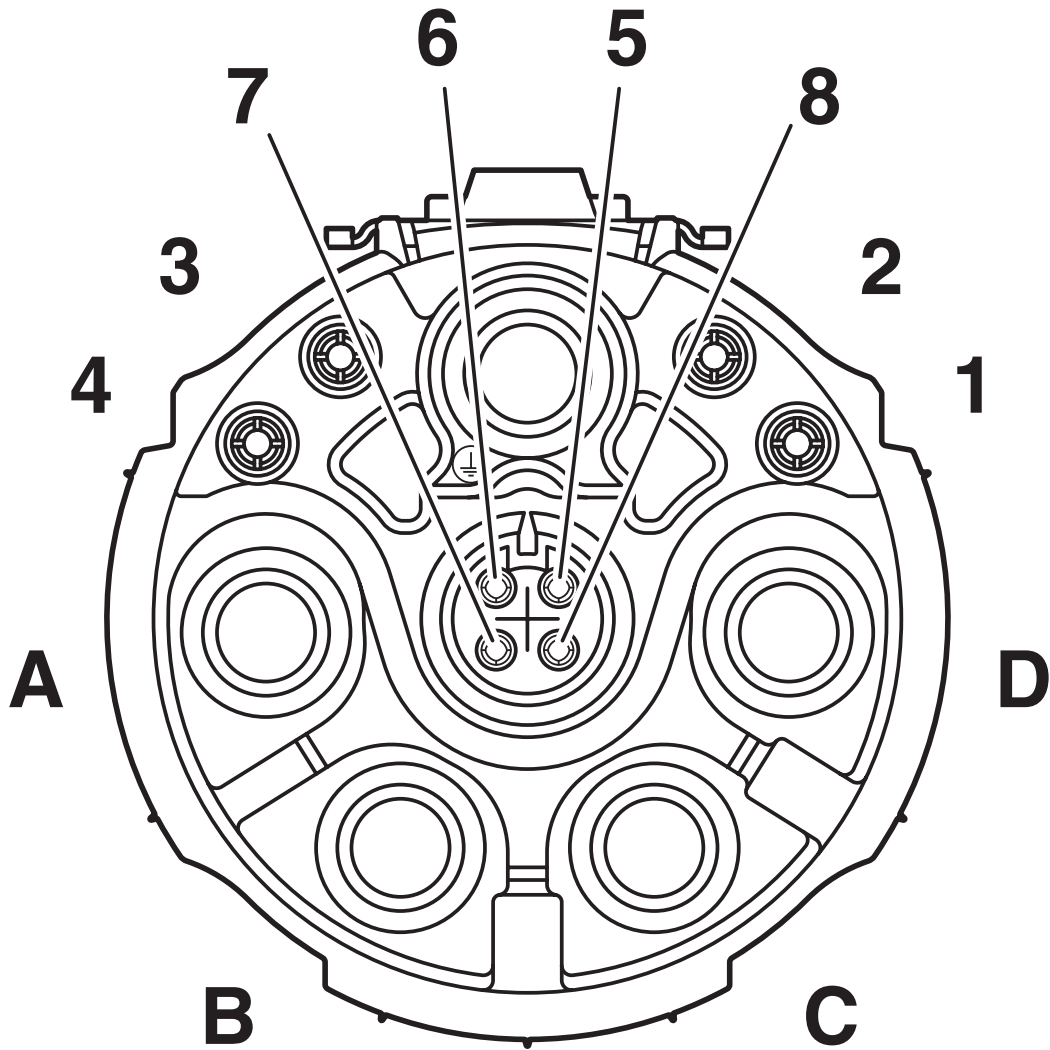
Drawings

Dimensional drawing

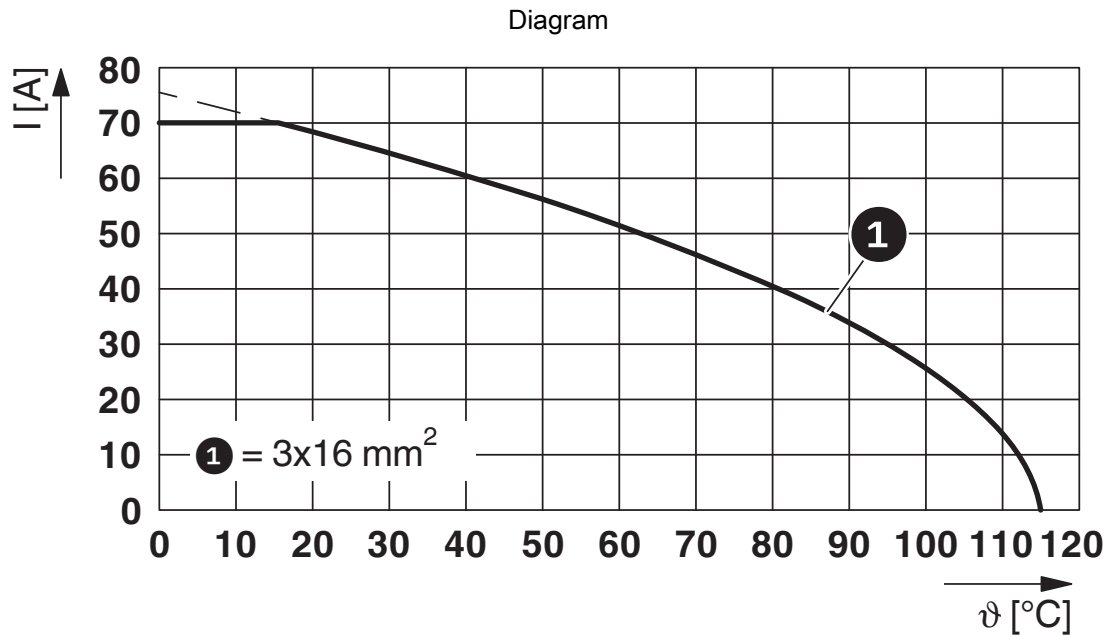


Installation dimensions

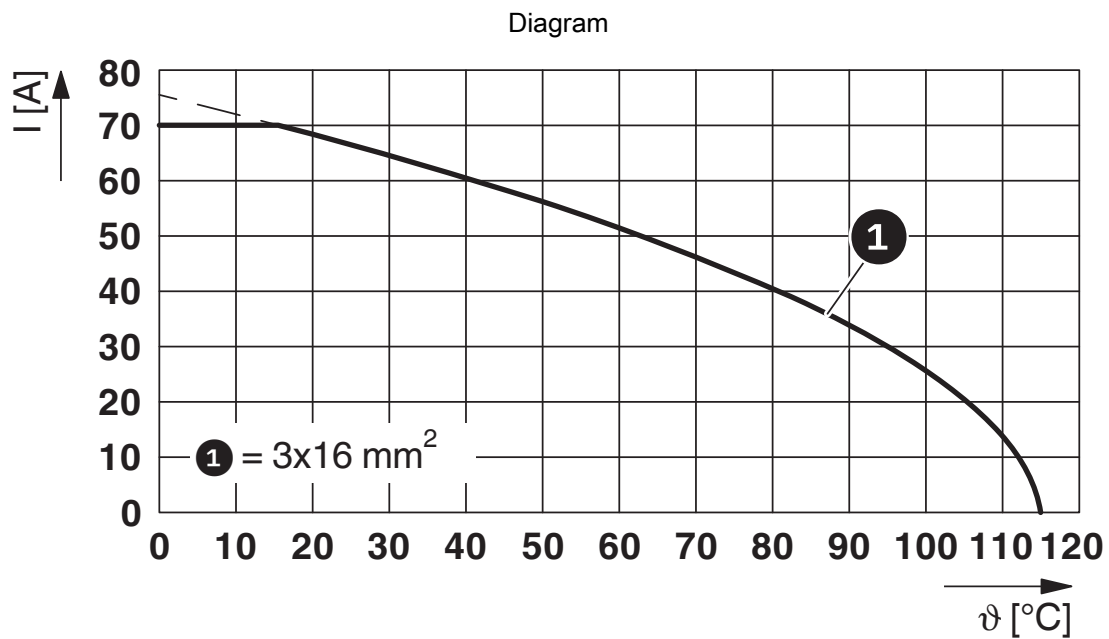
Schematic diagram



Pin assignment of socket signal, DC coding



$I$  = current strength,  $\vartheta$  = ambient temperature, power contacts A-C: 3x up to 70 A, signal contacts: 4x 2 A constant, data contacts: no load



# SB-8ESSD8AA700S - Device connector front mounting



1623720

<https://www.phoenixcontact.com/us/products/1623720>

## Approvals

To download certificates, visit the product detail page: <https://www.phoenixcontact.com/us/products/1623720>

 <b>cUL Recognized</b> Approval ID: E153698-20190718				
	Nominal voltage $U_N$	Nominal current $I_N$	Cross section AWG	Cross section $\text{mm}^2$
keine				
Power	600 V	24 A	6	-
Signal	500 V	4 A	1,5	-
Data	50 V	1 A	0,34	-

 <b>UL Recognized</b> Approval ID: E153698-20190718				
	Nominal voltage $U_N$	Nominal current $I_N$	Cross section AWG	Cross section $\text{mm}^2$
keine				
Power	600 V	32 A	6	-
Signal	500 V	4 A	1,5	-
Data	50 V	1 A	0,34	-

1623720

<https://www.phoenixcontact.com/us/products/1623720>

## Classifications

### ECLASS

ECLASS-13.0	27440109
ECLASS-15.0	27440109

### ETIM

ETIM 10.0	EC003569
-----------	----------

### UNSPSC

UNSPSC 21.0	39121400
-------------	----------

1623720

<https://www.phoenixcontact.com/us/products/1623720>

## Environmental product compliance

### EU RoHS

Fulfills EU RoHS substance requirements	Yes
Exemption	6(c)

### China RoHS

Environment friendly use period (EFUP)	EFUP-50
	An article-related China RoHS declaration table can be found in the download area for the respective article under "Manufacturer declaration". For all articles with EFUP-E, no China RoHS declaration table issued and required.

### EU REACH SVHC

REACH candidate substance (CAS No.)	Lead(CAS: 7439-92-1)
SCIP	ea9e888f-6702-4c3c-bec3-34fdff518254

Phoenix Contact 2026 © - all rights reserved

<https://www.phoenixcontact.com>

Phoenix Contact USA  
 586 Fulling Mill Road  
 Middletown, PA 17057, United States  
 (+717) 944-1300  
[info@phoenixcon.com](mailto:info@phoenixcon.com)