

K-8E-M23MK/10,0-H00/OE-C5-S - Cable plug in molded plastic



1622243

<https://www.phoenixcontact.com/us/products/1622243>

Please be informed that the data shown in this PDF document is generated from our online catalog. Please find the complete data in the user documentation. Our general terms of use for downloads are valid.



Cable plug in molded plastic, application: Hybrid, series: KSH, M23-Pin, angled rotatable, -120° left/120° right, number of positions: 4+4+4+PE, CAT5, 100 Mbps, type of locking: SPEEDCON, cable length: 10 m, shielded: yes, color of outer sheath: orange RAL 2003, this item is expected to be lead-free from Q2 2026 in accordance with RoHS II without exception 6c (Pb < 0.1%), a lead-free alternative is possible on request in advance

Your advantages

- Transmission of signals, data, and power in just a single connector
- CAT5 data interface for up to 100 Mbps
- Customer-specific assemblies and cable lengths can be supplied
- Simple and safe: 100% electrically tested and assembled ready for use
- Designs with preassembled cables on one or both sides
- Easy connection: angled design with configurable cable outlet direction

Commercial data

Item number	1622243
Packing unit	1 pc
Minimum order quantity	1 pc
Sales key	AB34
Product key	ABRDGC
GTIN	4055626069999
Weight per piece (including packing)	3,884.042 g
Weight per piece (excluding packing)	3,875.422 g
Customs tariff number	85444290
Country of origin	DE

K-8E-M23MK/10,0-H00/OE-C5-S - Cable plug in molded plastic



1622243

<https://www.phoenixcontact.com/us/products/1622243>

Technical data

Notes

Notes on operation	Observe derating curve.
--------------------	-------------------------

Safety note

Safety note	WARNING: The connectors may not be plugged in or disconnected under load. Ignoring the warning or improper use may damage persons and/or property.
	<ul style="list-style-type: none">• WARNING: Commission properly functioning products only. The products must be regularly inspected for damage. Decommission defective products immediately. Replace damaged products. Repairs are not possible.
	<ul style="list-style-type: none">• WARNING: Only electrically qualified personnel may install and operate the product. They must observe the following safety notes. The qualified personnel must be familiar with the basics of electrical engineering. They must be able to recognize and prevent danger. The relevant symbol on the packaging indicates that only personnel familiar with electrical engineering are allowed to install and operate the product.
	<ul style="list-style-type: none">• The products are suitable for applications in plant, controller, and electrical device engineering.
	<ul style="list-style-type: none">• When operating the connectors in outdoor applications, they must be separately protected against environmental influences.
	<ul style="list-style-type: none">• Assembled products may not be manipulated or improperly opened.
	<ul style="list-style-type: none">• Only use mating connectors that are specified in the technical data of the standards listed (e.g. the ones listed in the product accessories online at phoenixcontact.com/products).
	<ul style="list-style-type: none">• When using the product in direct connection with third-party manufacturers, the user is responsible.
	<ul style="list-style-type: none">• For operating voltages > 50 V AC, conductive connector housings must be grounded
	<ul style="list-style-type: none">• Ensure that the protective or functional ground has been properly connected.
	<ul style="list-style-type: none">• VDE 0100/1.97 § 411.1.3.2 and DIN EN 60 204/11.98 § 14.1.3 are applicable when combining several circuits in a cable and/or connector
	<ul style="list-style-type: none">• Only use tools recommended by Phoenix Contact
	<ul style="list-style-type: none">• The installation notes/Design In documents online on the download page at phoenixcontact.com/products must be observed for this product.
	<ul style="list-style-type: none">• Operate the connector only when it is fully plugged in and interlocked.
<ul style="list-style-type: none">• Ensure that when laying the cable, the tensile load on the connectors does not exceed the upper limit specified in the standards.	
<ul style="list-style-type: none">• Observe the minimum bending radius of the cable. Lay the cable without twisting it.	
<ul style="list-style-type: none">• The connector warms up in normal operation. Depending on the	

K-8E-M23MK/10,0-H00/OE-C5-S - Cable plug in molded plastic



1622243

<https://www.phoenixcontact.com/us/products/1622243>

ambient conditions, the surface of the connector can continue to warm up. In this case, the user is responsible for posting warnings (e.g. DIN EN ISO 13732-1:2008-12).

Product properties

Product type	Signal and power cable
Application	Hybrid

Connector

Connector specifications

Type	angled rotatable, -120° left/120° right
Housing material	PUR
Thread type	M23
Degree of protection	IP67, when in locked state
No. of pos.	4+4+4+PE
Direction of rotation	Standard
Contact switching type	Pin
Insertion/withdrawal cycles	100
Voltage	630 V AC
Overvoltage category	III
Degree of pollution	3
Rated surge voltage	6 kV

Electrical properties

Nominal current I_N	26 A
-----------------------	------

Cable/line

Cable length	10 m
--------------	------

Cable specifications

Cable type	HDSL11Y-J
Transmission speed	CAT5
Transmission speed	100 Mbps (Data interface)
Shielded	yes
Cable structure	(5x 2.5 + 2x (2x 0.5) + (4x 0.34)C) C
External cable diameter	15.50 mm ±0.5 mm
Outer sheath, material	PUR
Material wire insulation	PP
External sheath, color	orange RAL 2003
Single wire, color	black 1, black 2, black 3, black 4, green/yellow Power wires + PE brown, violet, black 5, green Signal wires blue, yellow, white, orange Data wires
Nominal voltage, cable	1000 V (300 V signal)
Test voltage	4 kV (1.5 kV signal)

K-8E-M23MK/10,0-H00/OE-C5-S - Cable plug in molded plastic



1622243

<https://www.phoenixcontact.com/us/products/1622243>

Rated current	26 A (Power, in accordance with DIN VDE 0298-4 Tab. 11/5)
	8 A (Signal, according to DIN VDE 0298-4 tab. 11/5)
	3.6 A (Data, according to DIN VDE 0298-4 tab. 11/5)
Smallest bending radius, fixed installation	78 mm
Smallest bending radius, movable installation	116 mm
Max. bending cycles	5000000
Traversing path	5 m
Acceleration	30 m/s ²
Ambient temperature (operation) for fixed installation	-40 °C ... 80 °C (fixed installation)
Ambient temperature (operation) for flexible installation	-20 °C ... 80 °C (flexible installation)
UL AWM style	20234 / 10492 (80°C/1000 V)
Special properties	Flexible cable conduit capable
Flame resistance	IEC 60332-1-2
Halogen-free	in accordance with EN 50267-2-1
Resistance to oil	EN 60811-2-1

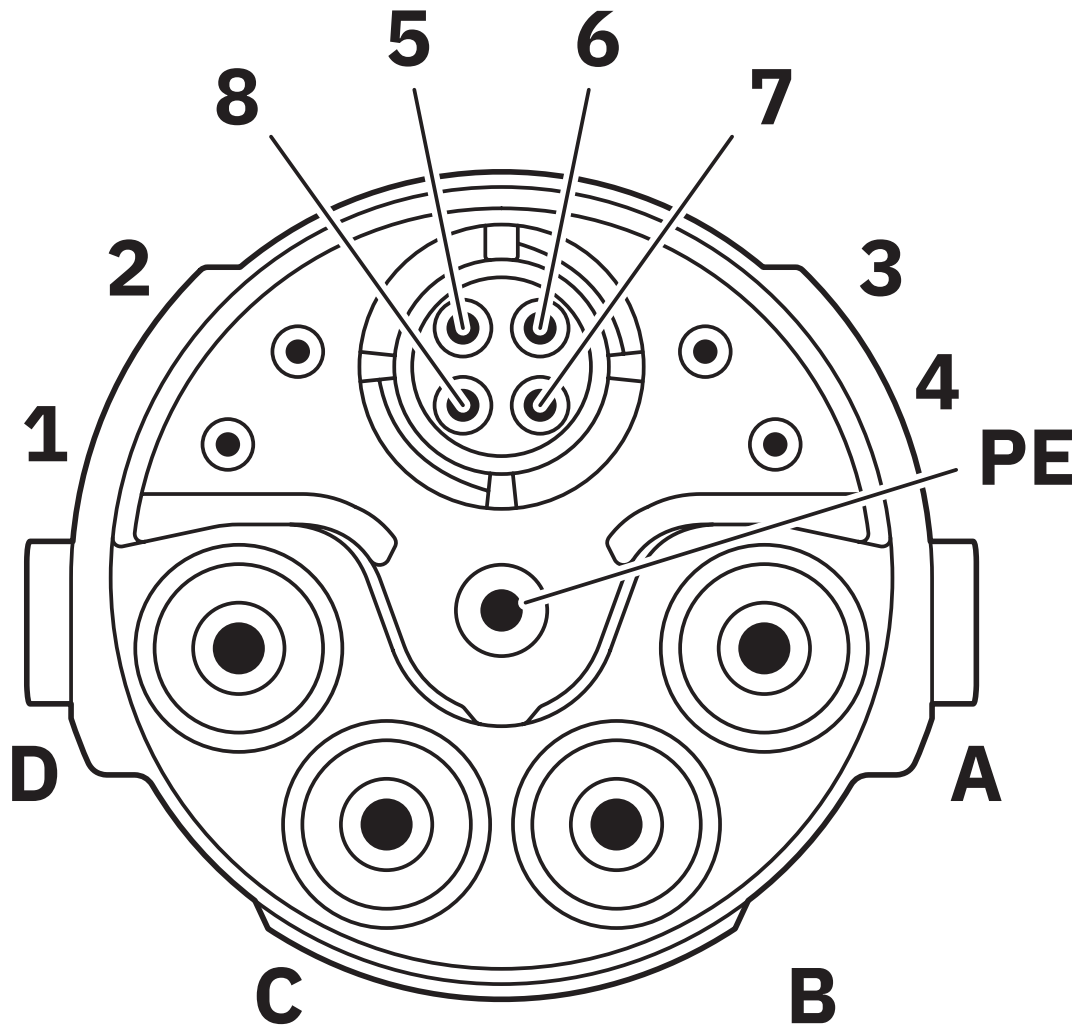
K-8E-M23MK/10,0-H00/OE-C5-S - Cable plug in molded plastic

1622243

<https://www.phoenixcontact.com/us/products/1622243>

Drawings

Schematic diagram



Connector pin assignment

K-8E-M23MK/10,0-H00/OE-C5-S - Cable plug in molded plastic



1622243

<https://www.phoenixcontact.com/us/products/1622243>

Diagram



- ① = Power: A-B, 2,5 mm², 2x22 A
- = Power: C-D, 2,5 mm², 2x13 A (constant)
- = Signal: 1-4, 0,5 mm², 4x2 A (constant)
- = Data: 5-8, AWG22, 4x1 A (constant)

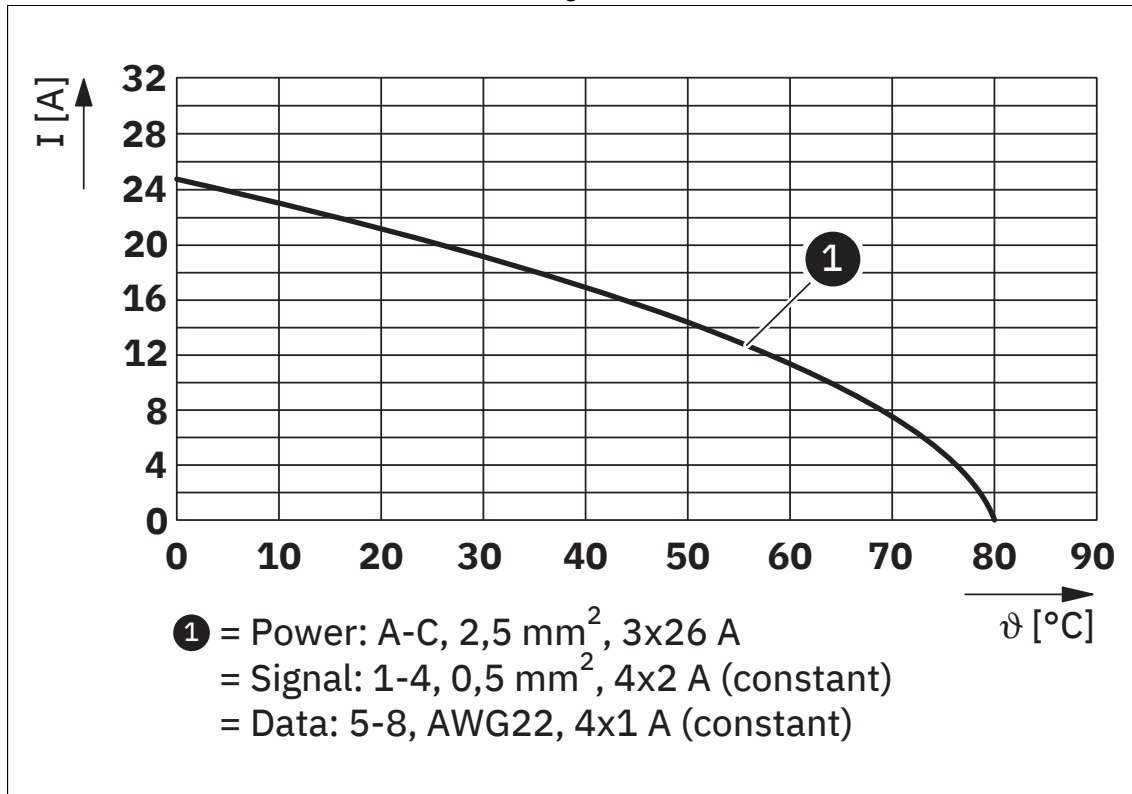
I = current strength, ϑ = ambient temperature, power contacts A-B: 2.5 mm², 2 x 22 A, power contacts C-D: 2.5 mm², 2 x 13 A (constant), signal contacts 1-4: 0.5 mm², 4 x 2 A (constant), data contacts 5-8: AWG22, 4 x 1 A (constant)

K-8E-M23MK/10,0-H00/OE-C5-S - Cable plug in molded plastic

1622243

<https://www.phoenixcontact.com/us/products/1622243>

Diagram



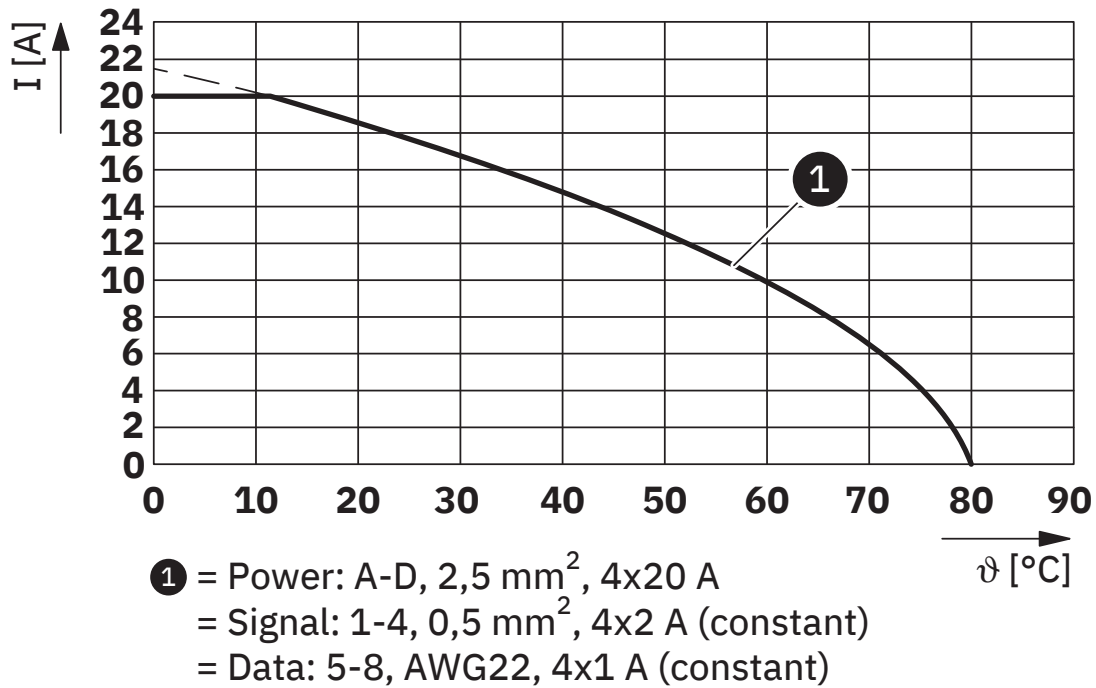
I = current strength, ϑ = ambient temperature, power contacts A-C: 2.5 mm², 3 x 36 A, signal contacts 1-4: 0.5 mm², 4 x 2 A (constant), data contacts 5-8: AWG22, 4 x 1 A (constant)

K-8E-M23MK/10,0-H00/OE-C5-S - Cable plug in molded plastic

1622243

<https://www.phoenixcontact.com/us/products/1622243>

Diagram



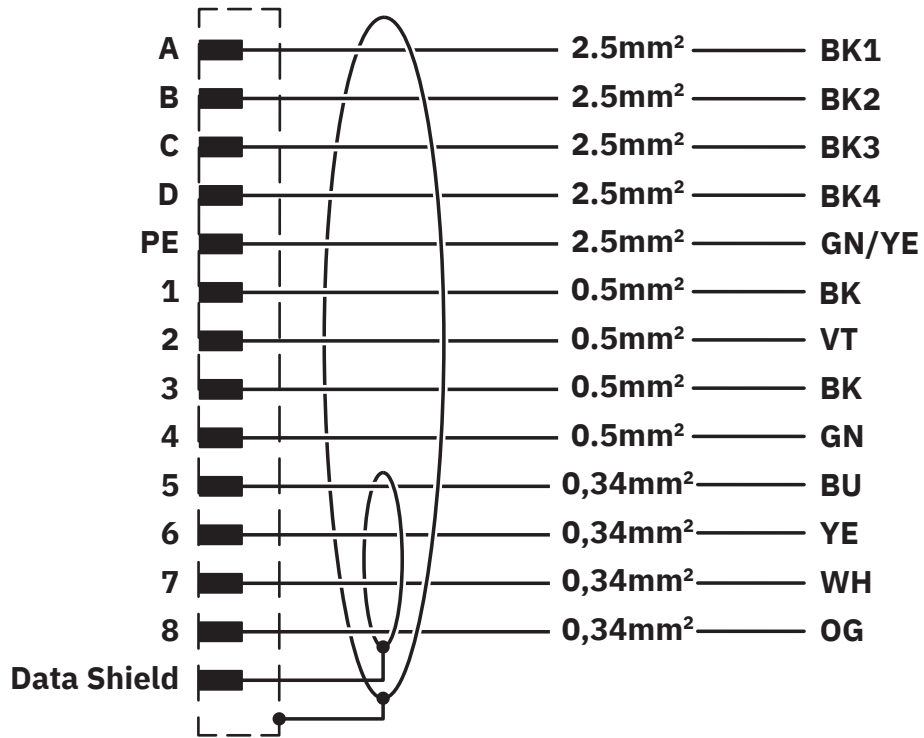
I = current strength, ϑ = ambient temperature, power contacts A-D: 2.5 mm², 4 x 20 A, signal contacts 1-4: 0.5 mm², 4 x 2 A (constant), data contacts 5-8: AWG22, 4 x 1 A (constant)

K-8E-M23MK/10,0-H00/OE-C5-S - Cable plug in molded plastic

1622243

<https://www.phoenixcontact.com/us/products/1622243>

Circuit diagram



Contact assignment of M23 plugs/sockets

K-8E-M23MK/10,0-H00/OE-C5-S - Cable plug in molded plastic



1622243

<https://www.phoenixcontact.com/us/products/1622243>

Approvals

To download certificates, visit the product detail page: <https://www.phoenixcontact.com/us/products/1622243>



EAC

Approval ID: B.00286/19



UL Listed

Approval ID: E468743-20150929

	Nominal voltage U_N	Nominal current I_N	Cross section AWG	Cross section mm^2
keine				
Power	600 V	16 A	-	-
Signal	50 V	4 A	-	-
Data	30 V	1 A	-	-



cUL Listed

Approval ID: E468743-20150929

	Nominal voltage U_N	Nominal current I_N	Cross section AWG	Cross section mm^2
keine				
Power	600 V	16 A	-	-
Signal	50 V	4 A	-	-
Data	30 V	1 A	-	-

K-8E-M23MK/10,0-H00/OE-C5-S - Cable plug in molded plastic



1622243

<https://www.phoenixcontact.com/us/products/1622243>

Classifications

ECLASS

ECLASS-13.0	27060311
ECLASS-15.0	27060311

ETIM

ETIM 10.0	EC001855
-----------	----------

UNSPSC

UNSPSC 21.0	26121600
-------------	----------

K-8E-M23MK/10,0-H00/OE-C5-S - Cable plug in molded plastic



1622243

<https://www.phoenixcontact.com/us/products/1622243>

Environmental product compliance

EU RoHS

Fulfills EU RoHS substance requirements	Yes
Exemption	6(b), 6(c)

China RoHS

Environment friendly use period (EFUP)	EFUP-50
	An article-related China RoHS declaration table can be found in the download area for the respective article under "Manufacturer declaration". For all articles with EFUP-E, no China RoHS declaration table issued and required.

EU REACH SVHC

REACH candidate substance (CAS No.)	Lead(CAS: 7439-92-1)
SCIP	a82a6597-c45b-42fb-9891-7580a490bd5f

Phoenix Contact 2026 © - all rights reserved
<https://www.phoenixcontact.com>

Phoenix Contact USA
586 Fulling Mill Road
Middletown, PA 17057, United States
(+717) 944-1300
info@phoenixcon.com