

K-12-M23 M9/010-E00/M23 F8-N2 - Connector in molded plastic on both sides



1619291

<https://www.phoenixcontact.com/us/products/1619291>

Please be informed that the data shown in this PDF document is generated from our online catalog. Please find the complete data in the user documentation. Our general terms of use for downloads are valid.



Connector in molded plastic on both sides, application: Signal, Straight, plastic molded, number of positions: 12, type of locking: Screw locking mechanism, Straight, plastic molded, number of positions: 12, cable length: 10 m, shielded: yes, color of outer sheath: orange RAL 2003, this item is expected to be lead-free from Q1 2027 in accordance with RoHS II without exception 6c (Pb < 0.1%), a lead-free alternative is possible on request in advance

Your advantages

- Our standard: robust halogen-free PUR cable
- Simple and safe: 100% electrically tested and assembled ready for use
- Designs with preassembled cables on one or both sides
- High flexibility: customer-specific assemblies and cable lengths can be supplied

Commercial data

Item number	1619291
Packing unit	1 pc
Minimum order quantity	1 pc
Sales key	AB34
Product key	ABRDFG
GTIN	4046356835138
Weight per piece (including packing)	1,159.677 g
Weight per piece (excluding packing)	1,159.677 g
Customs tariff number	85444290
Country of origin	DE

K-12-M23 M9/010-E00/M23 F8-N2 - Connector in molded plastic on both sides



1619291

<https://www.phoenixcontact.com/us/products/1619291>

Technical data

Product properties

Product type	Signal and power cable
Application	Signal

Connector

Connector specifications

Type	Straight, plastic molded
Housing material	Die-cast zinc
Type of locking	Screw locking mechanism
Degree of protection	IP67, when in locked state
No. of pos.	12
Direction of rotation	Counter direction
Contact switching type	Socket
Insertion/withdrawal cycles	50
Contact resistance	< 0.3 mΩ
Voltage	48 V AC
Overvoltage category	III
Degree of pollution	3
Rated surge voltage	1.5 kV
Ambient temperature (operation)	-40 °C ... 105 °C

Connector specifications (second page)

Type	Straight, plastic molded
Housing material	Die-cast zinc
Type of locking	Screw locking mechanism
Degree of protection	IP67, when in locked state
No. of pos.	12
Direction of rotation	Standard
Contact switching type	Pin
Insertion/withdrawal cycles	50
Contact resistance	< 0.3 mΩ
Voltage	48 V AC
Overvoltage category	III
Degree of pollution	3
Rated surge voltage	1.5 kV
Ambient temperature (operation)	-40 °C ... 105 °C

Electrical properties

Nominal current I_N	9 A
-----------------------	-----

K-12-M23 M9/010-E00/M23 F8-N2 - Connector in molded plastic on both sides



1619291

<https://www.phoenixcontact.com/us/products/1619291>

Cable/line

Cable length	10 m
--------------	------

Cable specifications

Cable type	RSL9YSLC11Y
Shielded	yes
Cable structure	4 x 2 x 0.25 mm ² + 2 x 0.5 mm ²
Cable structure (AWG)	24 AWG/4pr + 20 AWG/2c
External cable diameter	8.00 mm
Outer sheath, material	TPU
Material wire insulation	PP
External sheath, color	orange RAL 2003
Test voltage	1 kV
Rated current	9 A
Smallest bending radius, fixed installation	40 mm
Smallest bending radius, movable installation	60 mm
Ambient temperature (operation) for fixed installation	-40 °C ... 80 °C
Ambient temperature (operation) for flexible installation	-20 °C ... 60 °C

K-12-M23 M9/010-E00/M23 F8-N2 - Connector in molded plastic on both sides

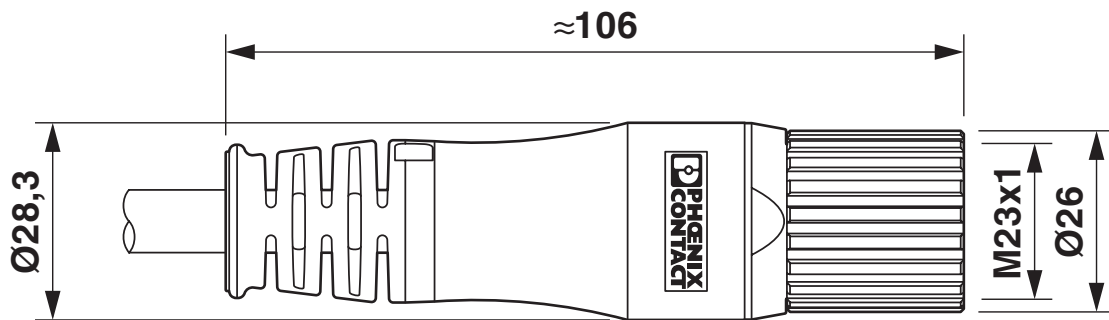


1619291

<https://www.phoenixcontact.com/us/products/1619291>

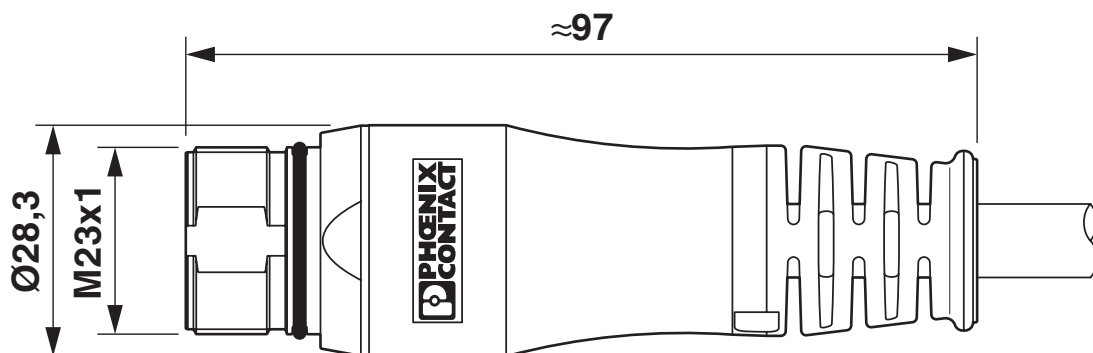
Drawings

Dimensional drawing



On the female side

Dimensional drawing



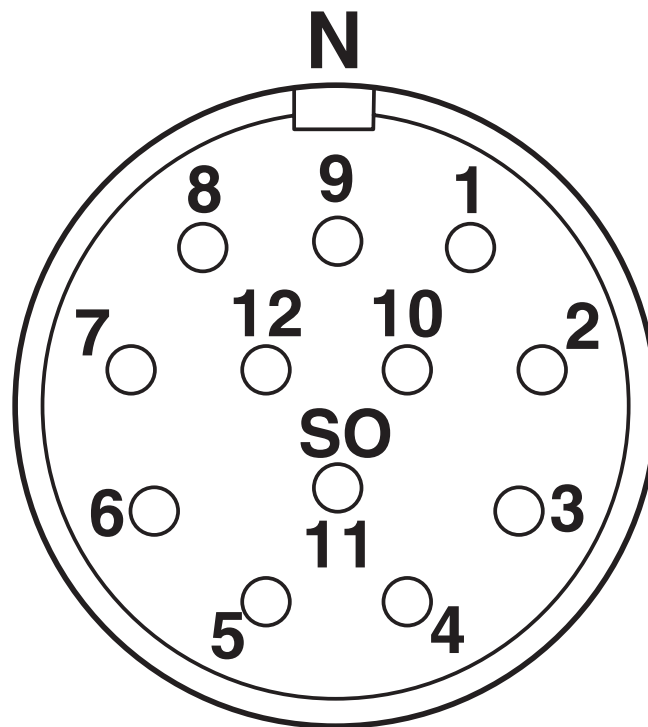
Pin side

K-12-M23 M9/010-E00/M23 F8-N2 - Connector in molded plastic on both sides

1619291

<https://www.phoenixcontact.com/us/products/1619291>

Schematic diagram



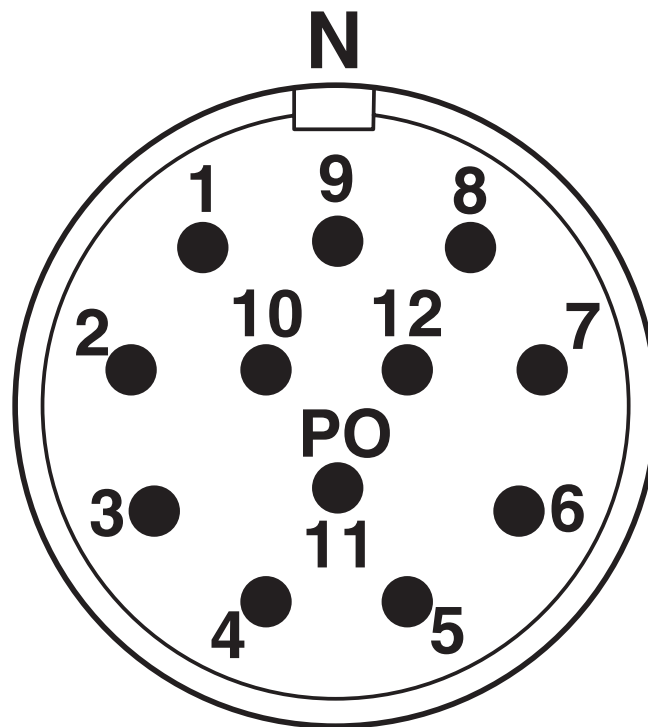
Socket pin assignment

K-12-M23 M9/010-E00/M23 F8-N2 - Connector in molded plastic on both sides

1619291

<https://www.phoenixcontact.com/us/products/1619291>

Schematic diagram



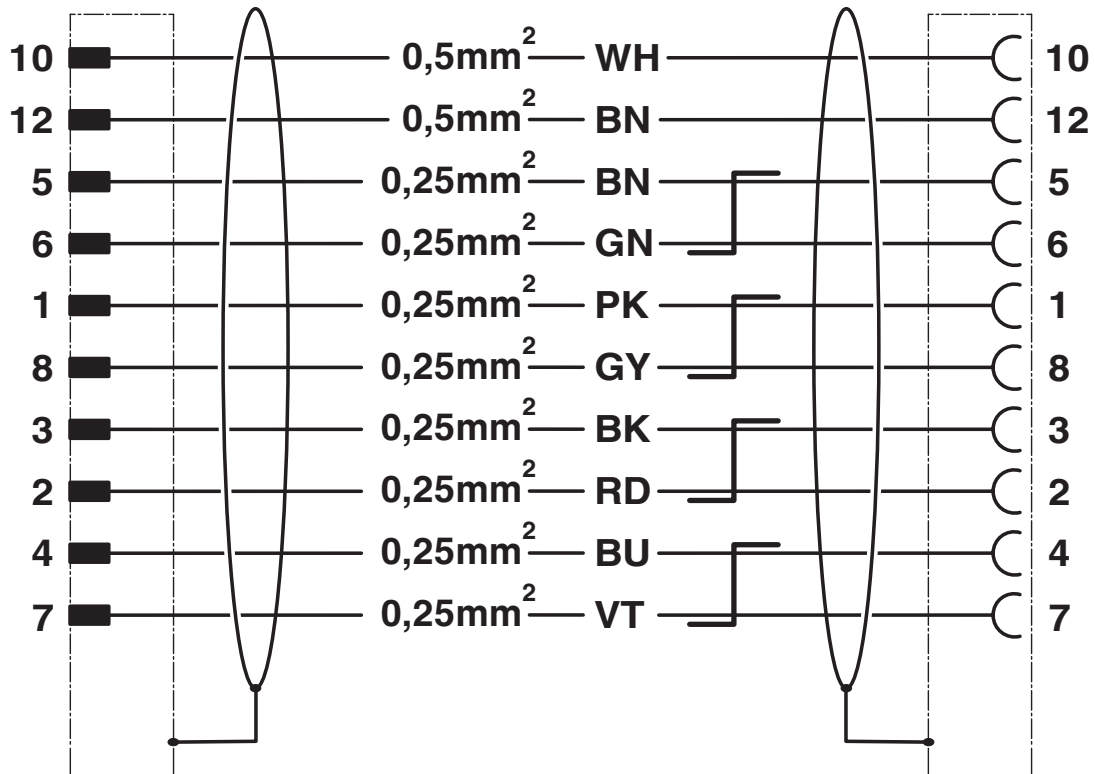
Pin assignment of pin

K-12-M23 M9/010-E00/M23 F8-N2 - Connector in molded plastic on both sides

1619291

<https://www.phoenixcontact.com/us/products/1619291>

Circuit diagram



Contact assignment of M23 plugs/sockets

K-12-M23 M9/010-E00/M23 F8-N2 - Connector in molded plastic on both sides



1619291

<https://www.phoenixcontact.com/us/products/1619291>

Approvals

To download certificates, visit the product detail page: <https://www.phoenixcontact.com/us/products/1619291>



EAC

Approval ID: 19060508



UL Listed

Approval ID: E335019-20140707

	Nominal voltage U_N	Nominal current I_N	Cross section AWG	Cross section mm^2
keine				
Power	48 V	5 A	-	-
Signal	48 V	2 A	-	-



cUL Listed

Approval ID: E335019-20140707

	Nominal voltage U_N	Nominal current I_N	Cross section AWG	Cross section mm^2
keine				
Power	48 V	5 A	-	-
Signal	48 V	2 A	-	-

K-12-M23 M9/010-E00/M23 F8-N2 - Connector in molded plastic on both sides



1619291

<https://www.phoenixcontact.com/us/products/1619291>

Classifications

ECLASS

ECLASS-13.0	27060106
ECLASS-15.0	27060106

ETIM

ETIM 10.0	EC003250
-----------	----------

UNSPSC

UNSPSC 21.0	26121600
-------------	----------

K-12-M23 M9/010-E00/M23 F8-N2 - Connector in molded plastic on both sides



1619291

<https://www.phoenixcontact.com/us/products/1619291>

Environmental product compliance

EU RoHS

Fulfills EU RoHS substance requirements	Yes
Exemption	6(b), 6(c)

China RoHS

Environment friendly use period (EFUP)	EFUP-50
	An article-related China RoHS declaration table can be found in the download area for the respective article under "Manufacturer declaration". For all articles with EFUP-E, no China RoHS declaration table issued and required.

EU REACH SVHC

REACH candidate substance (CAS No.)	Lead(CAS: 7439-92-1)
SCIP	519eaf55-156f-44e3-b14c-3bc6e673e0be

Phoenix Contact 2026 © - all rights reserved
<https://www.phoenixcontact.com>

Phoenix Contact USA
586 Fulling Mill Road
Middletown, PA 17057, United States
(+717) 944-1300
info@phoenixcon.com