

ST-3EP1N8A9004S - Coupler connector



1607671

<https://www.phoenixcontact.com/us/products/1607671>

Please be informed that the data shown in this PDF document is generated from our online catalog. Please find the complete data in the user documentation. Our general terms of use for downloads are valid.



The figure shows the product with assembled crimp contacts. Please order crimp contacts separately.

Coupler connector, application: Power, straight, for standard and SPEEDCON interlock, M17, number of positions: 3+PE, contact connection type: Pin, shielded: yes, degree of protection: IP67, cable diameter range: 8 mm ... 10 mm, number of positions: 4, connection method: Crimp connection, series: ST, This product is in the process of being discontinued. This product must no longer be considered for new projects. Please contact your sales representative for alternatives. Alternative products: 1628960

Your advantages

- Consistent EMC protection for reliable connection solutions in the industrial environment
- Crimping connection: vibration- and temperature-resistant assembly
- Flexible use: reliably connect various cable diameters

Commercial data

| | |
|--------------------------------------|---------------|
| Item number | 1607671 |
| Packing unit | 1 pc |
| Minimum order quantity | 1 pc |
| Sales key | AB32 |
| Product key | ABRBEG |
| GTIN | 4046356273787 |
| Weight per piece (including packing) | 65.2 g |
| Weight per piece (excluding packing) | 49.872 g |
| Customs tariff number | 85366990 |
| Country of origin | DE |

ST-3EP1N8A9004S - Coupler connector



1607671

<https://www.phoenixcontact.com/us/products/1607671>

Technical data

Notes

| | |
|--------------------|--|
| Order information: | Order crimp contacts Ø 2 mm separately |
|--------------------|--|

Safety note

| | |
|--|--|
| Safety note | WARNING: The connectors may not be plugged in or disconnected under load. Ignoring the warning or improper use may damage persons and/or property. |
| | <ul style="list-style-type: none">• WARNING: Commission properly functioning products only. The products must be regularly inspected for damage. Decommission defective products immediately. Replace damaged products. Repairs are not possible. |
| | <ul style="list-style-type: none">• WARNING: Only electrically qualified personnel may install and operate the product. They must observe the following safety notes. The qualified personnel must be familiar with the basics of electrical engineering. They must be able to recognize and prevent danger. The relevant symbol on the packaging indicates that only personnel familiar with electrical engineering are allowed to install and operate the product. |
| | <ul style="list-style-type: none">• The products are suitable for applications in plant, controller, and electrical device engineering. |
| | <ul style="list-style-type: none">• When operating the connectors in outdoor applications, they must be separately protected against environmental influences. |
| | <ul style="list-style-type: none">• Assembled products may not be manipulated or improperly opened. |
| | <ul style="list-style-type: none">• Only use mating connectors that are specified in the technical data of the standards listed (e.g. the ones listed in the product accessories online at phoenixcontact.com/products). |
| | <ul style="list-style-type: none">• When using the product in direct connection with third-party manufacturers, the user is responsible. |
| | <ul style="list-style-type: none">• For operating voltages > 50 V AC, conductive connector housings must be grounded |
| | <ul style="list-style-type: none">• Ensure that the protective or functional ground has been properly connected. |
| | <ul style="list-style-type: none">• VDE 0100/1.97 § 411.1.3.2 and DIN EN 60 204/11.98 § 14.1.3 are applicable when combining several circuits in a cable and/or connector |
| | <ul style="list-style-type: none">• Only use tools recommended by Phoenix Contact |
| | <ul style="list-style-type: none">• The installation notes/Design In documents online on the download page at phoenixcontact.com/products must be observed for this product. |
| | <ul style="list-style-type: none">• Operate the connector only when it is fully plugged in and interlocked. |
| <ul style="list-style-type: none">• Ensure that when laying the cable, the tensile load on the connectors does not exceed the upper limit specified in the standards. | |
| <ul style="list-style-type: none">• Observe the minimum bending radius of the cable. Lay the cable without twisting it. | |
| <ul style="list-style-type: none">• The connector warms up in normal operation. Depending on the ambient conditions, the surface of the connector can continue to warm up. In this case, the user is responsible for posting | |

ST-3EP1N8A9004S - Coupler connector



1607671

<https://www.phoenixcontact.com/us/products/1607671>

warnings (e.g. DIN EN ISO 13732-1:2008-12).

Product properties

| | |
|---------------------|---------------------------------|
| Product type | Circular connector (cable-side) |
| Series | ST |
| Application | Power |
| Number of positions | 4 |
| Connection profile | 3+PE |
| Shielded | yes |
| Coding | N |
| Thread type | M17 |

Material specifications

| | |
|--------------------------|--------------|
| Material Housing | GD-Zn |
| Material Rotating parts | CuZn |
| Material Housing surface | Ni |
| Material Insulating body | PA 6.6 |
| Material Seal | FPM (O-ring) |

Connection data

Conductor connection

| | |
|-------------------|------------------|
| Connection method | Crimp connection |
|-------------------|------------------|

Electrical properties

Contact: Contact group 1

| | |
|-----------------------|-------|
| Contact diameter | 2 mm |
| Nominal current I_N | 25 A |
| Nominal voltage U_N | 630 V |
| Overvoltage category | III |
| Degree of pollution | 3 |
| Rated surge voltage | 6 kV |

Contact: Contact group 2

| | |
|------------------|------|
| Contact diameter | 2 mm |
|------------------|------|

Connector

| | |
|-----------------------|----------|
| Type | straight |
| Direction of rotation | Standard |

Cable/line

| | |
|-------------------------|----------------|
| External cable diameter | 8 mm ... 10 mm |
|-------------------------|----------------|

Environmental and real-life conditions

Ambient conditions

ST-3EP1N8A9004S - Coupler connector



1607671

<https://www.phoenixcontact.com/us/products/1607671>

| | |
|--|-------------------|
| Degree of protection | IP67 |
| Ambient temperature (operation) | -40 °C ... 125 °C |
| Altitude | 3000 m |
| Permissible humidity (storage/transport) | 50 % ... 65 % |

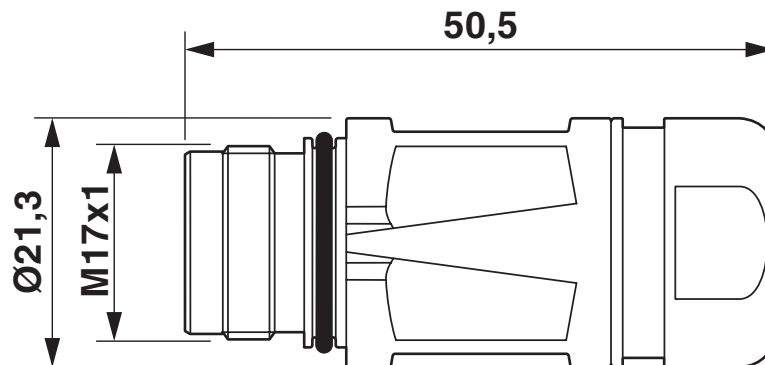
ST-3EP1N8A9004S - Coupler connector

1607671

<https://www.phoenixcontact.com/us/products/1607671>

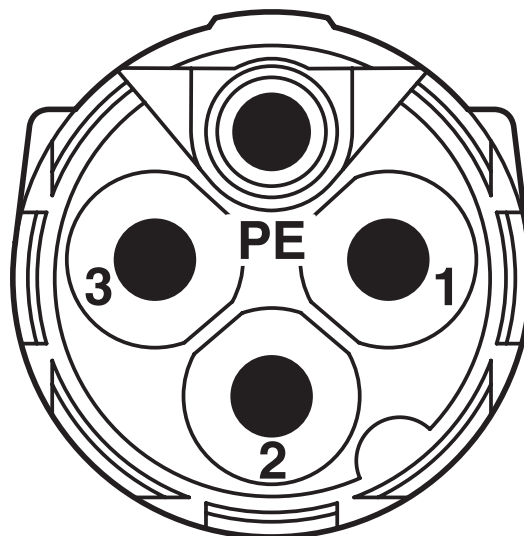
Drawings

Dimensional drawing



Technical drawings can be found under Downloads

Schematic diagram

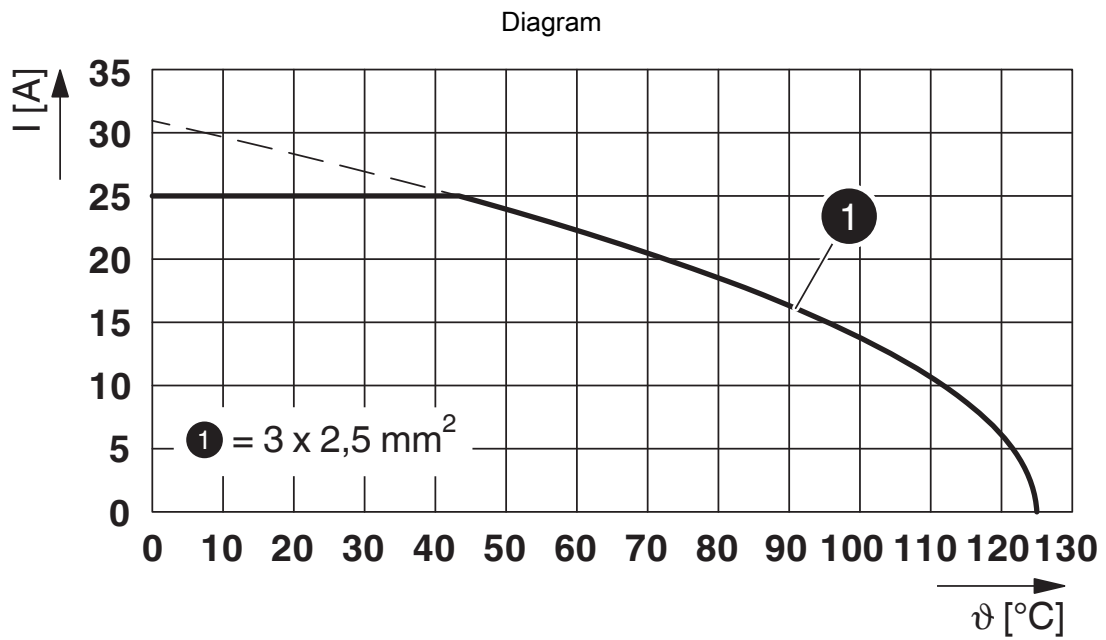


Connector pin assignment

ST-3EP1N8A9004S - Coupler connector

1607671

<https://www.phoenixcontact.com/us/products/1607671>



I = current strength, ϑ = ambient temperature, 3x 25 A

ST-3EP1N8A9004S - Coupler connector



1607671

<https://www.phoenixcontact.com/us/products/1607671>

Approvals

To download certificates, visit the product detail page: <https://www.phoenixcontact.com/us/products/1607671>



cUL Recognized
Approval ID: E335019-20111129



UL Recognized
Approval ID: E335019-20111129



UL Listed
Approval ID: E468743-20210825

| | Nominal voltage U_N | Nominal current I_N | Cross section AWG | Cross section mm^2 |
|-------|-----------------------|-----------------------|-------------------|-----------------------------|
| keine | | | | |
| Power | 600 V | 20 A | 14 | 14 |



cUL Listed
Approval ID: E468743-20210825

| | Nominal voltage U_N | Nominal current I_N | Cross section AWG | Cross section mm^2 |
|-------|-----------------------|-----------------------|-------------------|-----------------------------|
| keine | | | | |
| Power | 600 V | 18 A | 14 | - |



UL Recognized
Approval ID: E153698-20140124



cUL Recognized
Approval ID: E153698-20140124

ST-3EP1N8A9004S - Coupler connector



1607671

<https://www.phoenixcontact.com/us/products/1607671>

Classifications

ECLASS

| | |
|-------------|----------|
| ECLASS-13.0 | 27440116 |
| ECLASS-15.0 | 27440116 |

ETIM

| | |
|-----------|----------|
| ETIM 10.0 | EC002635 |
|-----------|----------|

UNSPSC

| | |
|-------------|----------|
| UNSPSC 21.0 | 39121400 |
|-------------|----------|

ST-3EP1N8A9004S - Coupler connector



1607671

<https://www.phoenixcontact.com/us/products/1607671>

Environmental product compliance

EU RoHS

| | |
|---|------|
| Fulfills EU RoHS substance requirements | Yes |
| Exemption | 6(c) |

China RoHS

| | |
|--|---|
| Environment friendly use period (EFUP) | EFUP-50 |
| | An article-related China RoHS declaration table can be found in the download area for the respective article under "Manufacturer declaration". For all articles with EFUP-E, no China RoHS declaration table issued and required. |

EU REACH SVHC

| | |
|-------------------------------------|--------------------------------------|
| REACH candidate substance (CAS No.) | Lead(CAS: 7439-92-1) |
| SCIP | c84a0f48-9d0a-40f2-9c0c-7d8a541d436c |

Phoenix Contact 2026 © - all rights reserved

<https://www.phoenixcontact.com>

Phoenix Contact USA
586 Fulling Mill Road
Middletown, PA 17057, United States
(+717) 944-1300
info@phoenixcon.com