

# TU-09P1N8AWB00 - Device connector front mounting



1605932

<https://www.phoenixcontact.com/us/products/1605932>

Please be informed that the data shown in this PDF document is generated from our online catalog. Please find the complete data in the user documentation. Our general terms of use for downloads are valid.



M23, Device connector front mounting, application: Signal, series: TU, straight, shielded: yes, Bayonet locking, No. of pos.: 8+1, Direction of rotation: Standard, contact connection type: Pin, Crimp connection, Axial O-ring, Panel thickness min.: 1.5 mm, coding: N. This product is in the process of being discontinued. This product must no longer be considered for new projects. Please contact your sales representative for alternatives.

## Commercial data

Item number	1605932
Packing unit	20 pc
Minimum order quantity	1 pc
Product key	ABRAHL
GTIN	4046356255899
Weight per piece (including packing)	41.635 g
Weight per piece (excluding packing)	37.755 g
Country of origin	DE

1605932

<https://www.phoenixcontact.com/us/products/1605932>

## Technical data

### Product properties

Product type	Circular connectors (device side)
--------------	-----------------------------------

### Connector

#### Insulating body

Note	Order information: Order crimp contacts 8 x Ø 1 mm, 1 x Ø 2 mm separately
Coding	N
Material (Insulating body)	PA 6.6
Connection method	Crimp connection
Contact switching type	Pin
Application	Signal
Number of positions	9
Direction of rotation	Standard
Connection profile	8+1
Number (Contact group 1)	1
Contact diameter (Contact group 1)	2 mm
Rated current Contact (Contact group 1)	20 A (for max. connection cross section)
Rated voltage Contact (Contact group 1)	48 V AC
	74 V DC
Rated surge voltage	1.5 kV
Overvoltage category	III
Degree of pollution	3
Number (Contact group 2)	8
Contact diameter (Contact group 2)	1 mm
Rated current Contact (Contact group 2)	8 A
Rated voltage Contact (Contact group 2)	48 V AC
	48 V AC

#### Housing

Order information:	Order contact inserts separately
Type	Flange housing
Thread type	M23
Design	straight
Type of locking	Bayonet locking
Pg screw connection	none
Mounting type	Front mounting/square flange (4x Ø 3.2 mm)
Material (Housing)	GD-Zn
Material (Rotating parts)	CuZn
Material (Housing surface)	Ni
Material (Seal)	FPM (O-ring)

# TU-09P1N8AWB00 - Device connector front mounting



1605932

<https://www.phoenixcontact.com/us/products/1605932>

Degree of protection (plugged in)	IP67
Seal for the device	Axial O-ring

## Environmental and real-life conditions

### Ambient conditions

Permissible humidity (storage/transport)	50 % ... 65 %
--	---------------

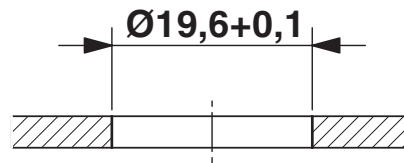
1605932

<https://www.phoenixcontact.com/us/products/1605932>

## Drawings

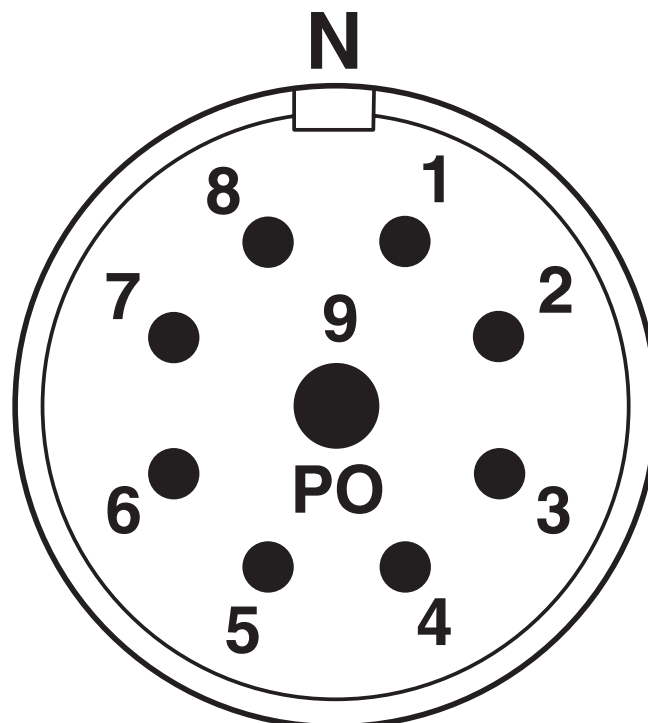
Dimensional drawing

**4xØ3,2/M3/□19,8±0,1**



## Installation dimensions

Schematic diagram

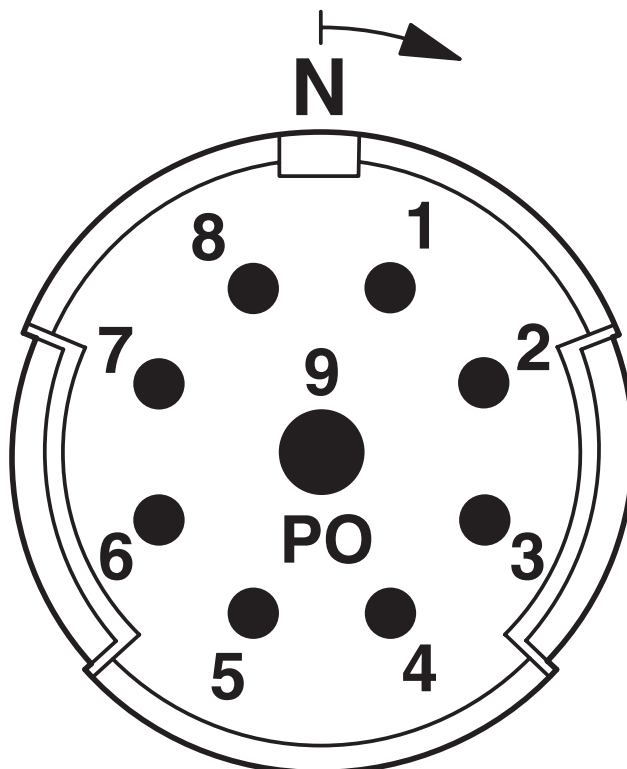


## Connector pin assignment

1605932

<https://www.phoenixcontact.com/us/products/1605932>

Schematic diagram



Connector pin assignment

# TU-09P1N8AWB00 - Device connector front mounting



1605932

<https://www.phoenixcontact.com/us/products/1605932>

## Classifications

### ECLASS

ECLASS-13.0	27440109
ECLASS-15.0	27440109

### ETIM

ETIM 10.0	EC003569
-----------	----------

### UNSPSC

UNSPSC 21.0	39121400
-------------	----------

1605932

<https://www.phoenixcontact.com/us/products/1605932>

## Environmental product compliance

### EU RoHS

Fulfills EU RoHS substance requirements	Yes
Exemption	6(c)

### China RoHS

Environment friendly use period (EFUP)	EFUP-50
	An article-related China RoHS declaration table can be found in the download area for the respective article under "Manufacturer declaration". For all articles with EFUP-E, no China RoHS declaration table issued and required.

### EU REACH SVHC

REACH candidate substance (CAS No.)	Lead(CAS: 7439-92-1)
SCIP	39ad2e30-aef2-4197-a2a2-c02fa5171642

Phoenix Contact 2026 © - all rights reserved

<https://www.phoenixcontact.com>

Phoenix Contact USA  
586 Fulling Mill Road  
Middletown, PA 17057, United States  
(+717) 944-1300  
[info@phoenixcon.com](mailto:info@phoenixcon.com)