

# SM-7ES1N8A8L04 - Cable connector



1605861

<https://www.phoenixcontact.com/us/products/1605861>

Please be informed that the data shown in this PDF document is generated from our online catalog. Please find the complete data in the user documentation. Our general terms of use for downloads are valid.



Cable connector, application: Power, straight long, SPEEDCON, M40, number of positions: 4+3+PE, contact connection type: Socket, shielded: yes, cable diameter range: 20.5 mm ... 26.5 mm, number of positions: 8, connection method: Crimp connection, series: SM

## Your advantages

- Consistent EMC protection for reliable connection solutions in the industrial environment
- Crimping connection: vibration- and temperature-resistant assembly
- Flexible use: reliably connect various cable diameters

## Commercial data

|                                      |                                |
|--------------------------------------|--------------------------------|
| Item number                          | 1605861                        |
| Packing unit                         | 1 pc                           |
| Minimum order quantity               | 1 pc                           |
| Note                                 | Made to order (non-returnable) |
| Sales key                            | AB32                           |
| Product key                          | ABRBGA                         |
| GTIN                                 | 4046356255356                  |
| Weight per piece (including packing) | 461.8 g                        |
| Weight per piece (excluding packing) | 445.05 g                       |
| Customs tariff number                | 85366990                       |
| Country of origin                    | DE                             |

# SM-7ES1N8A8L04 - Cable connector



1605861

<https://www.phoenixcontact.com/us/products/1605861>

## Technical data

### Notes

|                    |  |
|--------------------|--|
| Order information: | Order crimp contacts 4 x Ø 2 mm, 4 x Ø 3.6 mm separately |
|--------------------|--|

### Safety note

|  |  |
|--|--|
| Safety note  | WARNING: The connectors may not be plugged in or disconnected under load. Ignoring the warning or improper use may damage persons and/or property.   |
|  | <ul style="list-style-type: none"><li>• WARNING: Commission properly functioning products only. The products must be regularly inspected for damage. Decommission defective products immediately. Replace damaged products. Repairs are not possible.</li></ul>  |
|  | <ul style="list-style-type: none"><li>• WARNING: Only electrically qualified personnel may install and operate the product. They must observe the following safety notes. The qualified personnel must be familiar with the basics of electrical engineering. They must be able to recognize and prevent danger. The relevant symbol on the packaging indicates that only personnel familiar with electrical engineering are allowed to install and operate the product.</li></ul> |
|  | <ul style="list-style-type: none"><li>• The products are suitable for applications in plant, controller, and electrical device engineering.</li></ul>  |
|  | <ul style="list-style-type: none"><li>• When operating the connectors in outdoor applications, they must be separately protected against environmental influences.</li></ul>   |
|  | <ul style="list-style-type: none"><li>• Assembled products may not be manipulated or improperly opened.</li></ul>  |
|  | <ul style="list-style-type: none"><li>• Only use mating connectors that are specified in the technical data of the standards listed (e.g. the ones listed in the product accessories online at <a href="https://www.phoenixcontact.com/products">phoenixcontact.com/products</a>).</li></ul>   |
|  | <ul style="list-style-type: none"><li>• When using the product in direct connection with third-party manufacturers, the user is responsible.</li></ul>   |
|  | <ul style="list-style-type: none"><li>• For operating voltages &gt; 50 V AC, conductive connector housings must be grounded</li></ul>  |
|  | <ul style="list-style-type: none"><li>• Ensure that the protective or functional ground has been properly connected.</li></ul>   |
|  | <ul style="list-style-type: none"><li>• VDE 0100/1.97 § 411.1.3.2 and DIN EN 60 204/11.98 § 14.1.3 are applicable when combining several circuits in a cable and/or connector</li></ul>  |
|  | <ul style="list-style-type: none"><li>• Only use tools recommended by Phoenix Contact</li></ul>  |
|  | <ul style="list-style-type: none"><li>• The installation notes/Design In documents online on the download page at <a href="https://www.phoenixcontact.com/products">phoenixcontact.com/products</a> must be observed for this product.</li></ul>   |
|  | <ul style="list-style-type: none"><li>• Operate the connector only when it is fully plugged in and interlocked.</li></ul>  |
| <ul style="list-style-type: none"><li>• Ensure that when laying the cable, the tensile load on the connectors does not exceed the upper limit specified in the standards.</li></ul>  |  |
| <ul style="list-style-type: none"><li>• Observe the minimum bending radius of the cable. Lay the cable without twisting it.</li></ul>  |  |
| <ul style="list-style-type: none"><li>• The connector warms up in normal operation. Depending on the ambient conditions, the surface of the connector can continue to warm up. In this case, the user is responsible for posting</li></ul> |  |

# SM-7ES1N8A8L04 - Cable connector



1605861

<https://www.phoenixcontact.com/us/products/1605861>

warnings (e.g. DIN EN ISO 13732-1:2008-12).

## Product properties

|                     |                                 |
|---------------------|---------------------------------|
| Product type        | Circular connector (cable-side) |
| Series              | SM                              |
| Application         | Power                           |
| Number of positions | 8                               |
| Connection profile  | 4+3+PE                          |
| Shielded            | yes                             |
| Thread type         | M40                             |

## Material specifications

|                  |       |
|------------------|-------|
| Seal material    | FPM   |
| Housing material | Metal |

## Connection data

### Conductor connection

|                   |                  |
|-------------------|------------------|
| Connection method | Crimp connection |
|-------------------|------------------|

## Electrical properties

### Contact: Contact group 1

|                       |        |
|-----------------------|--------|
| Contact diameter      | 3.6 mm |
| Nominal current $I_N$ | 70 A   |
| Nominal voltage $U_N$ | 630 V  |
| Overvoltage category  | III    |
| Degree of pollution   | 3      |
| Rated surge voltage   | 6 kV   |

## Connector

|      |               |
|------|---------------|
| Type | straight long |
|------|---------------|

## Cable/line

|                         |                     |
|-------------------------|---------------------|
| External cable diameter | 20.5 mm ... 26.5 mm |
|-------------------------|---------------------|

## Environmental and real-life conditions

### Ambient conditions

|                                 |                   |
|---------------------------------|-------------------|
| Degree of protection            | IP67              |
| Ambient temperature (operation) | -40 °C ... 125 °C |
| Altitude                        | 3000 m            |

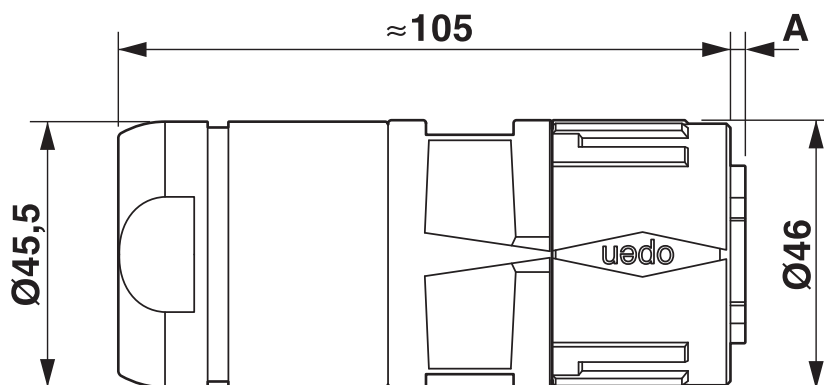
# SM-7ES1N8A8L04 - Cable connector

1605861

<https://www.phoenixcontact.com/us/products/1605861>

## Drawings

Dimensional drawing



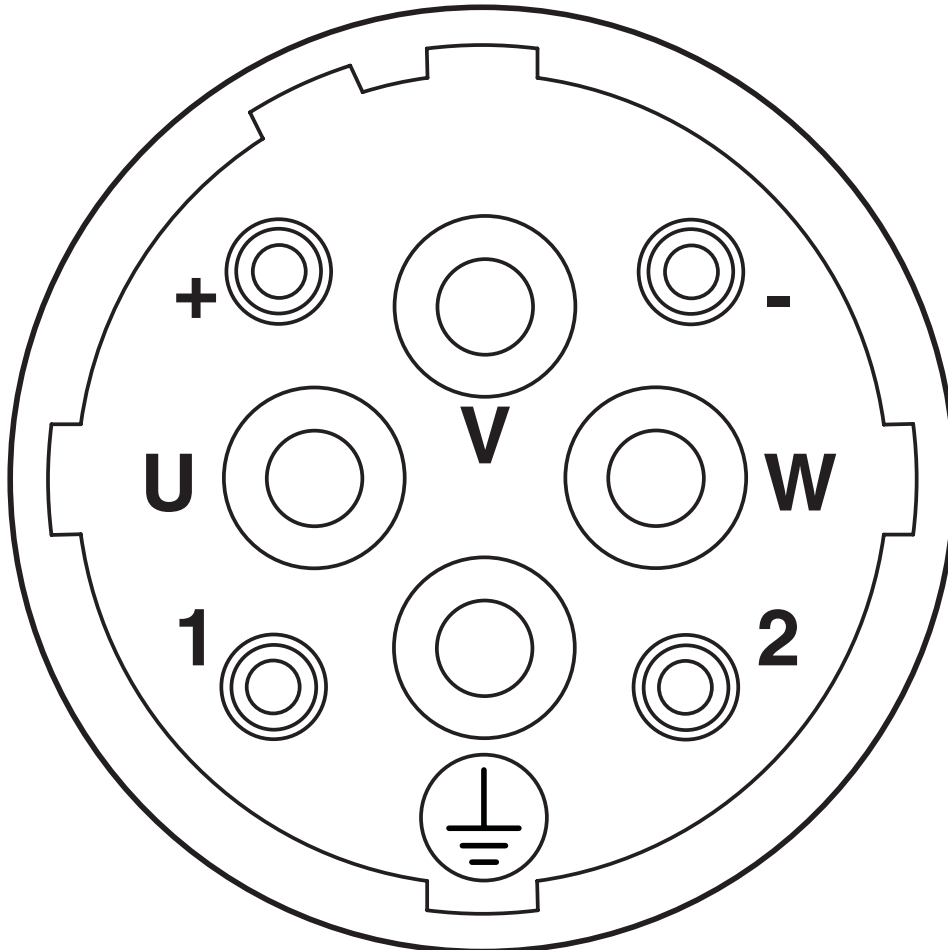
Dimensional drawing

# SM-7ES1N8A8L04 - Cable connector

1605861

<https://www.phoenixcontact.com/us/products/1605861>

Schematic diagram



Connector pin assignment

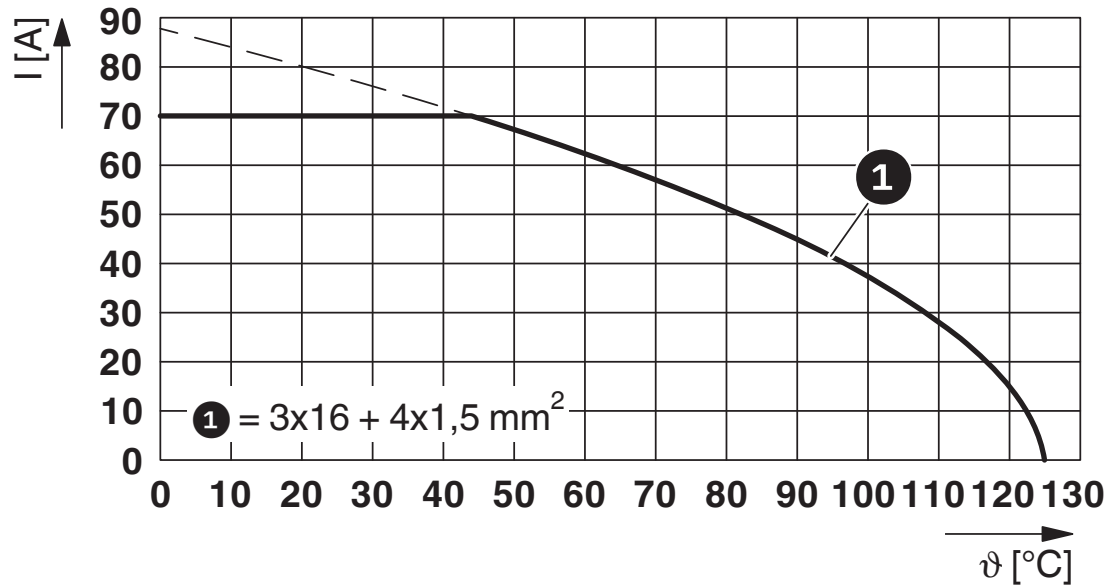
# SM-7ES1N8A8L04 - Cable connector



1605861

<https://www.phoenixcontact.com/us/products/1605861>

Diagram



$I$  = current strength,  $T$  = ambient temperature

# SM-7ES1N8A8L04 - Cable connector



1605861

<https://www.phoenixcontact.com/us/products/1605861>

## Classifications

### UNSPSC

|             |          |
|-------------|----------|
| UNSPSC 21.0 | 39121400 |
|-------------|----------|

# SM-7ES1N8A8L04 - Cable connector



1605861

<https://www.phoenixcontact.com/us/products/1605861>

## Environmental product compliance

### EU RoHS

|   |      |
|---|------|
| Fulfills EU RoHS substance requirements | Yes  |
| Exemption                               | 6(c) |

### China RoHS

|  |   |
|--|---|
| Environment friendly use period (EFUP) | EFUP-50   |
|  | An article-related China RoHS declaration table can be found in the download area for the respective article under "Manufacturer declaration". For all articles with EFUP-E, no China RoHS declaration table issued and required. |

### EU REACH SVHC

|                                     |                      |
|-------------------------------------|----------------------|
| REACH candidate substance (CAS No.) | Lead(CAS: 7439-92-1) |
|-------------------------------------|----------------------|

Phoenix Contact 2026 © - all rights reserved  
<https://www.phoenixcontact.com>

Phoenix Contact USA  
586 Fulling Mill Road  
Middletown, PA 17057, United States  
(+717) 944-1300  
[info@phoenixcon.com](mailto:info@phoenixcon.com)