

# HC-A10-I-PT-M - Contact insert



1585359

<https://www.phoenixcontact.com/us/products/1585359>

Please be informed that the data shown in this PDF document is generated from our online catalog. Please find the complete data in the user documentation. Our general terms of use for downloads are valid.



Contact insert, number of positions: 10+PE, size: D15, number of connections per position: 1, Pin, Push-in connection, 250 V, 16 A, 0.14 mm<sup>2</sup> ... 2.5 mm<sup>2</sup>

## Your advantages

- Easy installation without tools, even when mounted, with push-in connection technology
- Shortest installation time compared to other connection technologies
- Quick and effortless wiring, in particular when space is tight
- Automatic cabling with robots possible
- Safe wiring and operation with color-coded actuators
- Shock and vibration-resistant in accordance with DIN EN 61373
- Cost-effective and fast coding with plastic profiles

## Commercial data

Item number	1585359
Packing unit	1 pc
Minimum order quantity	1 pc
Sales key	BF61
Product key	AF7ABB
GTIN	4046356285087
Weight per piece (including packing)	41.54 g
Weight per piece (excluding packing)	20 g
Customs tariff number	85366990
Country of origin	CN

# HC-A10-I-PT-M - Contact insert



1585359

<https://www.phoenixcontact.com/us/products/1585359>

## Technical data

### Notes

General	only use flexible conductors with ferrules
General	Connectors may be operated only when there is no load/voltage.
General	For HEAVYCON housing of type D15

### Mounting

Assembly note	To ensure correct use, installation in housing with IP54 protection or better is required for plastic coding profiles: 4 pcs.
---------------	--

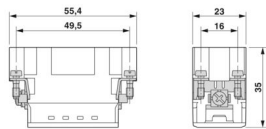
### Product properties

Product type	Contact insert with a fixed no. of positions
Series	HC-A
Type	D15
Number of positions	10
Connection profile	10+PE
Contact numbering	1 - 10
Number of connections per position	1
Contact material type	rolled
Screwdriver blade	0.5 x 3.5 mm

### Insulation characteristics

Overvoltage category	III
Degree of pollution	3

### Dimensions

Dimensional drawing	
Width	23 mm
Height	34.1 mm
Length	55.5 mm
Drill hole distance, horizontal	49.5 mm
Drill hole distance, vertical	16 mm

### Mechanical characteristics

Contact diameter	2.5 mm
------------------	--------

### Connection data

Connection technology

# HC-A10-I-PT-M - Contact insert



1585359

<https://www.phoenixcontact.com/us/products/1585359>

Connection technology	Push-in connection
Number of connections per position	1

## Conductor connection

Conductor cross-section	0.14 mm <sup>2</sup> ... 2.5 mm <sup>2</sup>
Connection cross section AWG	26 ... 14
Tightening torque	0.7 Nm ... 1 Nm (PE connection) 0.5 Nm ... 0.8 Nm (Mounting screws for mounting in the HEAVYCON housing)
Stripping length of the individual wire	8 mm

## Electrical properties

Rated voltage (III/2) contacts	400 V
Rated voltage (III/3)	250 V
Rated surge voltage	4 kV
Rated surge voltage (III/2)	4 kV
Rated surge voltage (III/3)	4 kV
Rated surge voltage	4 kV
Rated current	16 A

## Mechanical properties

### Mechanical data

Insertion/withdrawal cycles	≥ 500
-----------------------------	-------

## Material specifications

Flammability rating according to UL 94	V0
Contact material	Copper alloy
Contact surface material	Ag
Contact carrier material	PC
Standards/regulations	PC

## Environmental and real-life conditions

### Ambient conditions

Ambient temperature (operation)	-40 °C ... 125 °C (including heating up of contacts)
---------------------------------	--

## Standards and regulations

### Testing

Standards/regulations	PC: Fire protection in rail vehicles - requirement sets R22, R23, and R24 acc. to DIN EN 45545-2 (Risk level HL1 - HL3)
-----------------------	---

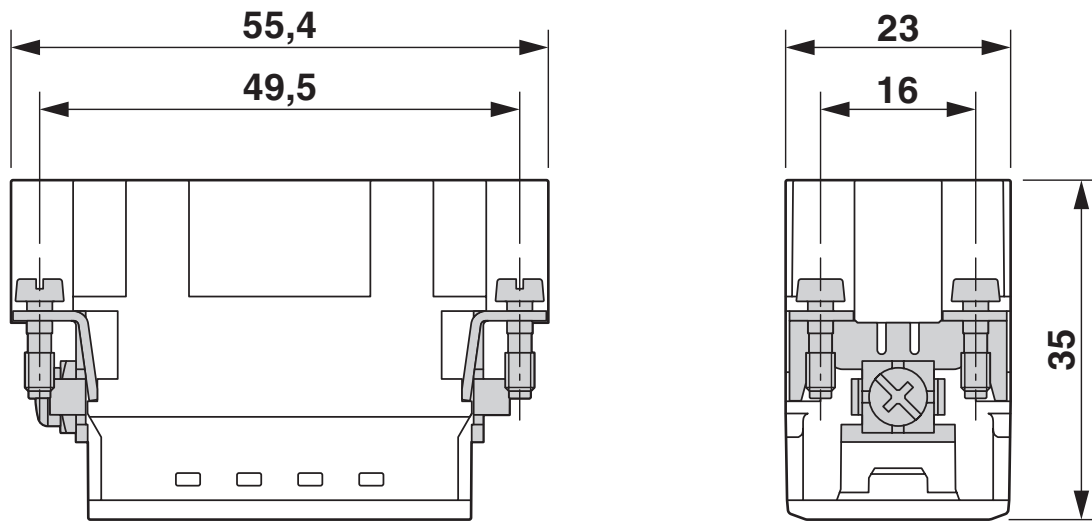
# HC-A10-I-PT-M - Contact insert

1585359

<https://www.phoenixcontact.com/us/products/1585359>

## Drawings

Dimensional drawing



## Male insert

Dimensional drawing



## Mounting cutout when used without housing

# HC-A10-I-PT-M - Contact insert

1585359

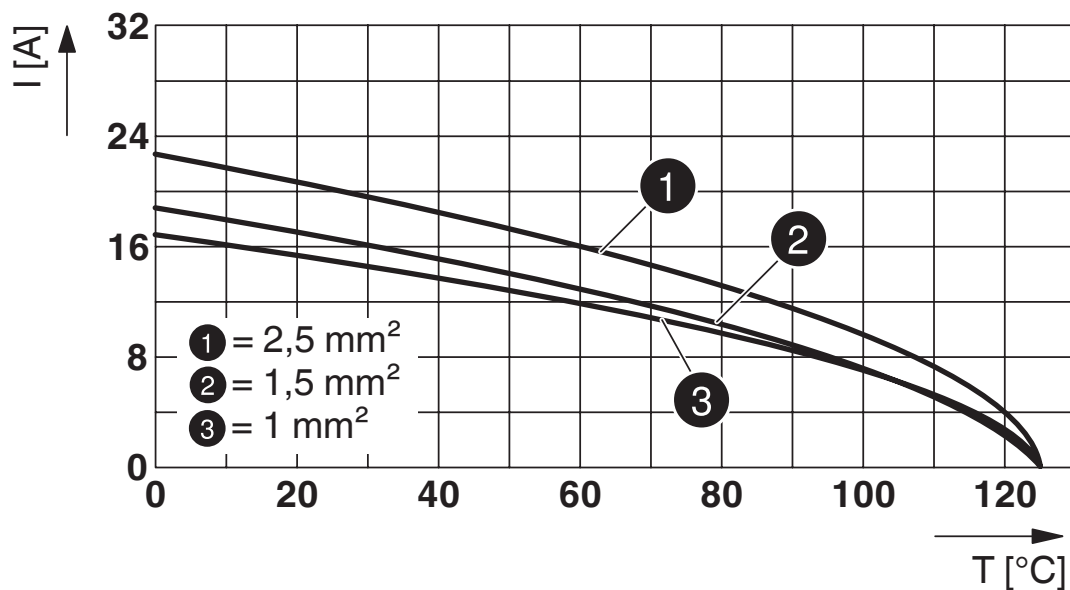
<https://www.phoenixcontact.com/us/products/1585359>

Schematic diagram



Connector pin assignment, connection side

Diagram



Derating diagram

# HC-A10-I-PT-M - Contact insert



1585359

<https://www.phoenixcontact.com/us/products/1585359>

## Approvals

To download certificates, visit the product detail page: <https://www.phoenixcontact.com/us/products/1585359>

### DNV

Approval ID: TAE000037S



### CSA

Approval ID: 13631

	Nominal voltage $U_N$	Nominal current $I_N$	Cross section AWG	Cross section $\text{mm}^2$
keine				
	600 V	14 A	- 14	-



### UL Recognized

Approval ID: E118976

	Nominal voltage $U_N$	Nominal current $I_N$	Cross section AWG	Cross section $\text{mm}^2$
keine				
	600 V	17 A	- 14	-



### UL Recognized

Approval ID: E468743

	Nominal voltage $U_N$	Nominal current $I_N$	Cross section AWG	Cross section $\text{mm}^2$
keine				
	600 V	16 A	-	-

# HC-A10-I-PT-M - Contact insert



1585359

<https://www.phoenixcontact.com/us/products/1585359>

## Classifications

### ECLASS

ECLASS-13.0	27440205
ECLASS-15.0	27440205

### ETIM

ETIM 10.0	EC000438
-----------	----------

### UNSPSC

UNSPSC 21.0	39121500
-------------	----------

# HC-A10-I-PT-M - Contact insert



1585359

<https://www.phoenixcontact.com/us/products/1585359>

## Environmental product compliance

### EU RoHS

Fulfills EU RoHS substance requirements	Yes, No exemptions
---	--------------------

### China RoHS

Environment friendly use period (EFUP)	EFUP-E
	No hazardous substances above the limits

### EU REACH SVHC

REACH candidate substance (CAS No.)	No substance above 0.1 wt%
-------------------------------------	----------------------------

Phoenix Contact 2026 © - all rights reserved  
<https://www.phoenixcontact.com>

Phoenix Contact USA  
586 Fulling Mill Road  
Middletown, PA 17057, United States  
(+717) 944-1300  
[info@phoenixcon.com](mailto:info@phoenixcon.com)