

HC-D 7-I-CT-F - Contact insert



1584347

<https://www.phoenixcontact.com/us/products/1584347>

Please be informed that the data shown in this PDF document is generated from our online catalog. Please find the complete data in the user documentation. Our general terms of use for downloads are valid.



Contact insert, number of positions: 7+PE, size: D7, number of connections per position: 1, Socket, Crimp connection, 250 V, 10 A, 0.14 mm² ... 2.5 mm², Only suitable for plastic housings

Your advantages

- Can be used in rail vehicles, satisfy DIN EN 45545-2 with requirement sets R22, R23, and R24 in hazard levels HL1, HL2, and HL3.
- Shock and vibration-resistant in accordance with DIN EN 61373

Commercial data

Item number	1584347
Packing unit	1 pc
Minimum order quantity	10 pc
Sales key	BF61
Product key	AF7ABJ
GTIN	4046356142601
Weight per piece (including packing)	9.5 g
Weight per piece (excluding packing)	7.5 g
Customs tariff number	85389099
Country of origin	CN

HC-D 7-I-CT-F - Contact insert



1584347

<https://www.phoenixcontact.com/us/products/1584347>

Technical data

Notes

General	For HC-D7 housing, crimp contacts CK1,6-ED (crimp contacts not included in scope of supply)
General	Connectors may be operated only when there is no load/voltage.
General	This product replaces 1679508 HC-D 7-EBUC-R

Mounting

Assembly note	To ensure correct use, installation in housing with IP54 protection or better is required
	The contact insert may on be installed in plastic housings of the HC-D07-STA...-PL-BK range.

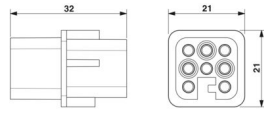
Product properties

Product type	Contact insert with a fixed no. of positions
Series	HC-D
Type	D7
Number of positions	7
Note number of positions	7+PE
Connection profile	7+PE
Contact numbering	1 - 7
Number of connections per position	1
Contact material type	turned
	rolled

Insulation characteristics

Overvoltage category	III
Degree of pollution	3

Dimensions

Dimensional drawing	
Width	21 mm
Height	32 mm
Length	21 mm

Mechanical characteristics

Contact diameter	1.6 mm
------------------	--------

Connection data

Connection technology

HC-D 7-I-CT-F - Contact insert



1584347

<https://www.phoenixcontact.com/us/products/1584347>

Connection technology	Crimp connection
Number of connections per position	1
Connection in acc. with standard	IEC / EN

Conductor connection

Conductor cross-section	0.14 mm ² ... 2.5 mm ²
Connection cross section AWG	26 ... 14
Tightening torque	0.5 Nm ... 0.8 Nm (Mounting screws for mounting in the HEAVYCON housing)
Stripping length of the individual wire	8 mm (0.14 mm ² ... 1.5 mm ²)
	6 mm (2.5 mm ²)

Electrical properties

Rated voltage (III/3)	250 V
Rated surge voltage	4 kV
Rated current	10 A
SCCR	5 kA (UL 2237)

Mechanical properties

Mechanical data

Insertion/withdrawal cycles	≥ 500
-----------------------------	-------

Material specifications

Flammability rating according to UL 94	V0
Seal material	NBR
Contact material	Copper alloy
Contact surface material	Ag (alternatively Au)
Contact carrier material	PC
Standards/regulations	PC

Environmental and real-life conditions

Ambient conditions

Ambient temperature (operation)	-40 °C ... 125 °C (including heating up of contacts)
---------------------------------	------------------------------------------------------

Standards and regulations

Constructional and testing regulations	DIN VDE 0627/86
	DIN VDE 0110/02.79
	DIN VDE 0110-1/04.97
	IEC 60664-1, DIN IEC 60512
	IEC 60352
Tests	DIN VDE 0627/86
	DIN VDE 0110/02.79
	DIN VDE 0110-1/04.97
	IEC 60664-1, DIN IEC 60512

HC-D 7-I-CT-F - Contact insert



1584347

<https://www.phoenixcontact.com/us/products/1584347>

	IEC 60352
--	-----------

Testing

Standards/regulations	PC: Fire protection in rail vehicles - requirement sets R22, R23, and R24 acc. to DIN EN 45545-2 (Risk level HL1 - HL3)
-----------------------	-------------------------------------------------------------------------------------------------------------------------

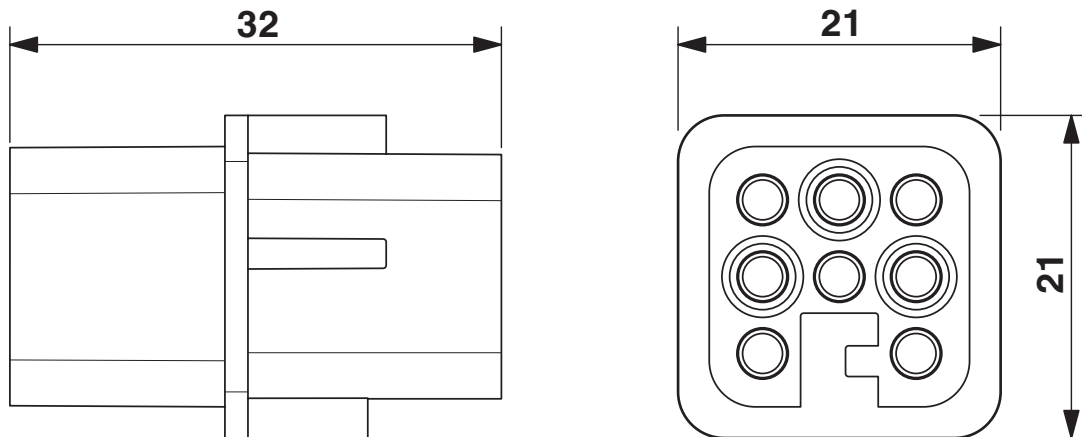
HC-D 7-I-CT-F - Contact insert

1584347

<https://www.phoenixcontact.com/us/products/1584347>

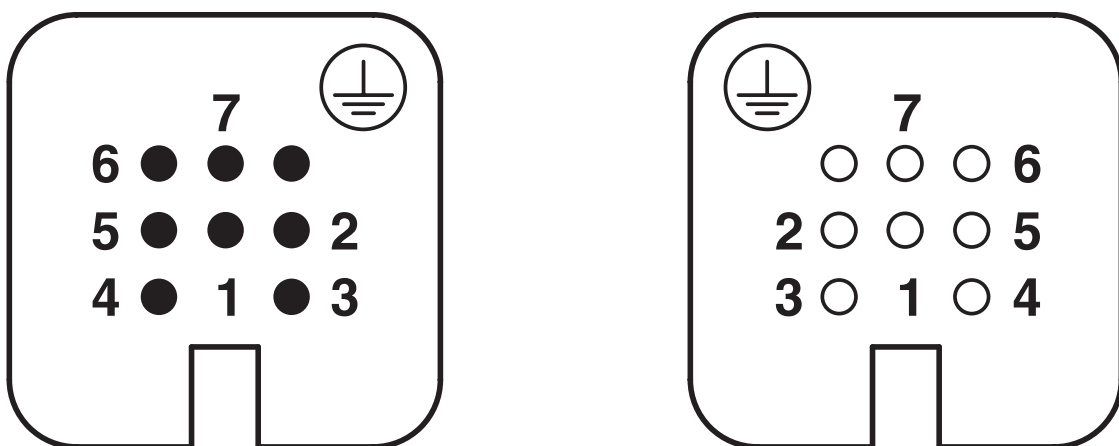
Drawings

Dimensional drawing



Female insert

Schematic diagram



Connector pin assignment connection side: Left pin; right socket

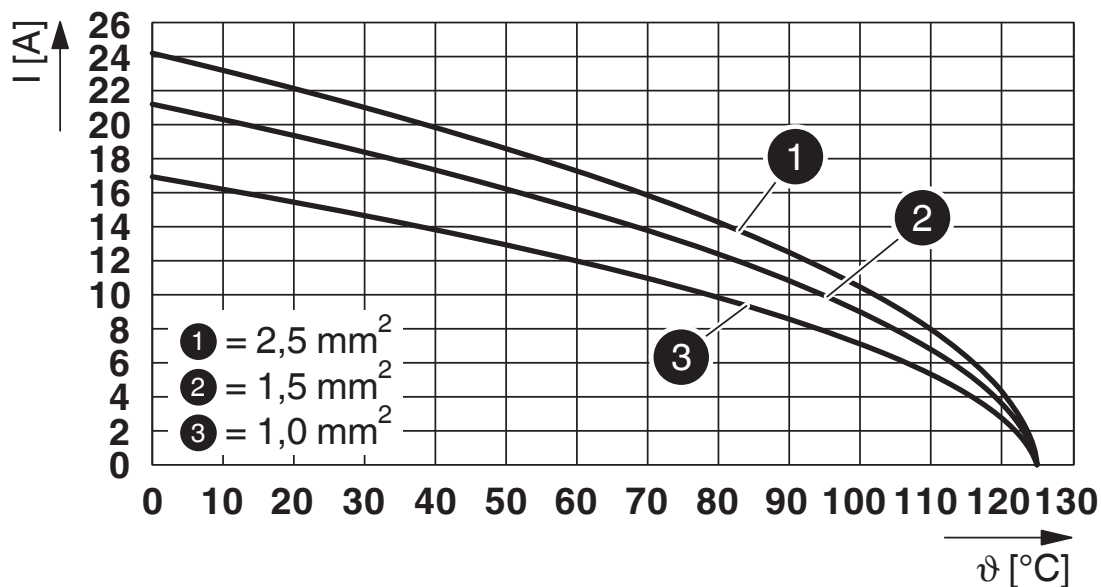
HC-D 7-I-CT-F - Contact insert



1584347

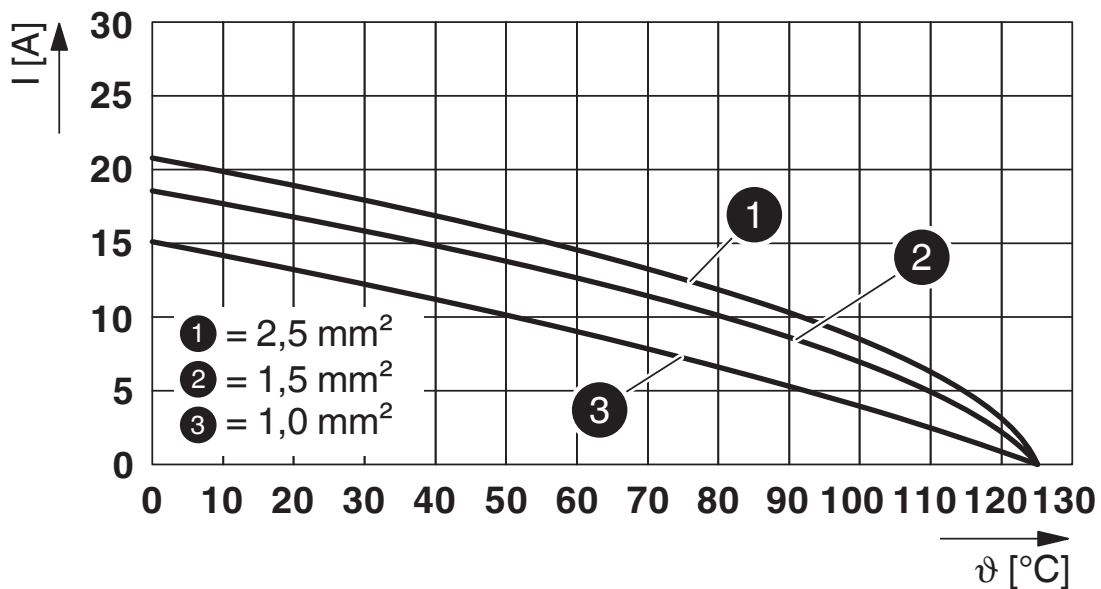
<https://www.phoenixcontact.com/us/products/1584347>

Diagram



Derating diagram turned contacts

Diagram



Derating diagram rolled contacts

HC-D 7-I-CT-F - Contact insert



1584347

<https://www.phoenixcontact.com/us/products/1584347>

Approvals

To download certificates, visit the product detail page: <https://www.phoenixcontact.com/us/products/1584347>

DNV

Approval ID: TAE000037S



CSA

Approval ID: 13631

	Nominal voltage U_N	Nominal current I_N	Cross section AWG	Cross section mm^2
keine				
	600 V	10 A	- 14	-



UL Recognized

Approval ID: E118976

	Nominal voltage U_N	Nominal current I_N	Cross section AWG	Cross section mm^2
keine				
	600 V	12 A	- 14	-



cULus Recognized

Approval ID: E468743

	Nominal voltage U_N	Nominal current I_N	Cross section AWG	Cross section mm^2
keine				
	600 V	12 A	- 14	-

HC-D 7-I-CT-F - Contact insert



1584347

<https://www.phoenixcontact.com/us/products/1584347>

Classifications

ECLASS

ECLASS-13.0	27440205
ECLASS-15.0	27440205

ETIM

ETIM 10.0	EC000438
-----------	----------

UNSPSC

UNSPSC 21.0	39121500
-------------	----------

HC-D 7-I-CT-F - Contact insert



1584347

<https://www.phoenixcontact.com/us/products/1584347>

Environmental product compliance

EU RoHS

Fulfills EU RoHS substance requirements	Yes, No exemptions
-----------------------------------------	--------------------

China RoHS

Environment friendly use period (EFUP)	EFUP-E
	No hazardous substances above the limits

EU REACH SVHC

REACH candidate substance (CAS No.)	No substance above 0.1 wt%
-------------------------------------	----------------------------

Phoenix Contact 2026 © - all rights reserved
<https://www.phoenixcontact.com>

Phoenix Contact USA
586 Fulling Mill Road
Middletown, PA 17057, United States
(+717) 944-1300
info@phoenixcon.com