


SACCBP-M12FS-4CON-M16/2,0-990 - Device connector rear mounting



1559835

<https://www.phoenixcontact.com/us/products/1559835>

Please be informed that the data shown in this PDF document is generated from our online catalog. Please find the complete data in the user documentation. Our general terms of use for downloads are valid.



Device connector rear mounting, CC link, 4-position, Socket, straight, M12-SPEEDCON, A-coding, on free cable end, Bus line, cable length: 2 m, this item is expected to be lead-free from Q2 2026 in accordance with RoHS II without exception 6c (Pb < 0.1%), a lead-free alternative is possible on request in advance

Your advantages

- Preassembled with cables in various standard lengths for immediate use
- Customer-specific assemblies and cable lengths can be supplied
- Sealed on the cable side for optimum tightness of seal
- Cable designs for all common networks and fieldbuses
- For high transmission safety: shield connection to the housing with optional EMC nut

Commercial data

Item number	1559835
Packing unit	1 pc
Minimum order quantity	1 pc
Sales key	AB25
Product key	ABQDGG
GTIN	4046356322140
Weight per piece (including packing)	180.1 g
Weight per piece (excluding packing)	163.316 g
Customs tariff number	85444290
Country of origin	DE

SACCBP-M12FS-4CON-M16/2,0-990 - Device connector rear mounting



1559835

<https://www.phoenixcontact.com/us/products/1559835>

Technical data

Notes

Notes on operation	The electrical and mechanical data specified assume that the connector pair is correctly locked and mounted. If the connector is unlocked and if there is a danger of contamination, the connector must be sealed using a protective cap > IP54. Influences arising from litz wires, cables or PCB assembly must also be taken into consideration.
Order information:	Lock nut is included in the scope of delivery

Safety note

Safety note	WARNING: The connectors may not be plugged in or disconnected under load. Ignoring the warning or improper use may damage persons and/or property.
	<ul style="list-style-type: none"> • WARNING: Commission properly functioning products only. The products must be regularly inspected for damage. Decommission defective products immediately. Replace damaged products. Repairs are not possible.
	<ul style="list-style-type: none"> • WARNING: Only electrically qualified personnel may install and operate the product. They must observe the following safety notes. The qualified personnel must be familiar with the basics of electrical engineering. They must be able to recognize and prevent danger. The relevant symbol on the packaging indicates that only personnel familiar with electrical engineering are allowed to install and operate the product.
	<ul style="list-style-type: none"> • The products are suitable for applications in plant, controller, and electrical device engineering.
	<ul style="list-style-type: none"> • When operating the connectors in outdoor applications, they must be separately protected against environmental influences.
	<ul style="list-style-type: none"> • Assembled products may not be manipulated or improperly opened.
	<ul style="list-style-type: none"> • Only use mating connectors that are specified in the technical data of the standards listed (e.g. the ones listed in the product accessories online at phoenixcontact.com/products).
	<ul style="list-style-type: none"> • When using the product in direct connection with third-party manufacturers, the user is responsible.
	<ul style="list-style-type: none"> • For operating voltages > 50 V AC, conductive connector housings must be grounded
	<ul style="list-style-type: none"> • Ensure that when laying the cable, the tensile load on the connectors does not exceed the upper limit specified in the standards.
	<ul style="list-style-type: none"> • Observe the corresponding technical data. You will find information: <ul style="list-style-type: none"> o On the product o On the packing label o In the supplied documentation o Online at phoenixcontact.com/products under the product
	<ul style="list-style-type: none"> • Only use tools recommended by Phoenix Contact
	<ul style="list-style-type: none"> • Use a protective cap to protect connectors that are not in use. The suitable accessories are available online in the accessory

SACCBP-M12FS-4CON-M16/2,0-990 - Device connector rear mounting



1559835

<https://www.phoenixcontact.com/us/products/1559835>

	section of the product at phoenixcontact.com/products
	<ul style="list-style-type: none">• Ensure that the protective or functional ground has been properly connected.• VDE 0100/1.97 § 411.1.3.2 and DIN EN 60 204/11.98 § 14.1.3 are applicable when combining several circuits in a cable and/or connector• The connector warms up in normal operation. Depending on the ambient conditions, the surface of the connector can continue to warm up. In this case, the user is responsible for posting warnings (e.g. DIN EN ISO 13732-1:2008-12).

Mounting

Mounting type	Rear mounting (M16 x 1.5, with flat nut)
Tightening torque	2 Nm ... 3 Nm (Installation-side)

Product properties

Product type	Circular connectors (device side)
Application	Data
Number of positions	4
No. of cable outlets	1
Coding	A
Thread type	M12

Insulation characteristics

Overvoltage category	II
Degree of pollution	3

Material specifications

Flammability rating according to UL 94	V0
Seal material	FKM
Contact material	CuZn
Contact surface material	Ni/Au
Contact carrier material	PA 6.6
Material for screw connection	Brass, nickel-plated
Contact carrier color	red

Electrical properties

Rated surge voltage	2.5 kV
Contact resistance	≤ 3 mΩ
Insulation resistance	≥ 10 MΩ
Nominal voltage U_N	250 V
Nominal current I_N	4 A (Plug/socket in accordance with IEC 61076-2-101, cable technical data is to be observed)
Transmission medium	Copper

Connection data

SACCBP-M12FS-4CON-M16/2,0-990 - Device connector rear mounting



1559835

<https://www.phoenixcontact.com/us/products/1559835>

Conductor connection

Connection method	Bus line
Contact connection type	Socket
Tightening torque	2 Nm ... 3 Nm (Installation-side)

Mechanical properties

Mechanical data

Insertion/withdrawal cycles	> 100
-----------------------------	-------

Connector

Connection 1

Head design	Socket
Head cable outlet	straight
Head thread type	M12
Head locking type	SPEEDCON
Coding	A

Connection 2

Head design	free cable end
-------------	----------------

Cable/line

Cable length	2 m
--------------	-----

CC-Link [990]

Cable weight	78.8 kg/km
Number of positions	3
Shielded	yes
Cable type	CC-Link [990]
Conductor structure	3xAWG20/7 + 1xAWG22/19 (filler litz wire)
Conductor structure signal line	7x 0.28 mm
AWG signal line	20
Conductor cross-section	0.5 mm ²
External cable diameter	7.70 mm
Outer sheath, material	PVC
External sheath, color	red
Conductor material	Bare Cu litz wires
Material wire insulation	foamed PE, with high density
Single wire, color	white, yellow, blue
Thickness, insulation	0.89 mm (Outer cable sheath)
Optical shield covering	78 %
Max. conductor resistance	31.2 Ω/km
Wave impedance	110 Ω

SACCBP-M12FS-4CON-M16/2,0-990 - Device connector rear mounting



1559835

<https://www.phoenixcontact.com/us/products/1559835>

Working capacitance	61 pF
Nominal voltage, cable	300 V
Smallest bending radius, fixed installation	77 mm
Ambient temperature (operation)	-30 °C ... 60 °C (cable, fixed installation)
	-5 °C ... 60 °C (Cable, flexible installation)

Environmental and real-life conditions

Ambient conditions

Degree of protection	IP67 (When plugged in)
	IP65 (When plugged in)
	IP65/IP67
Ambient temperature (operation) (male connector/female connector)	-25 °C ... 85 °C
	-40 °C ... 85 °C (without mechanical actuation)
UL Type Rating	Type 4 (indoor use only)

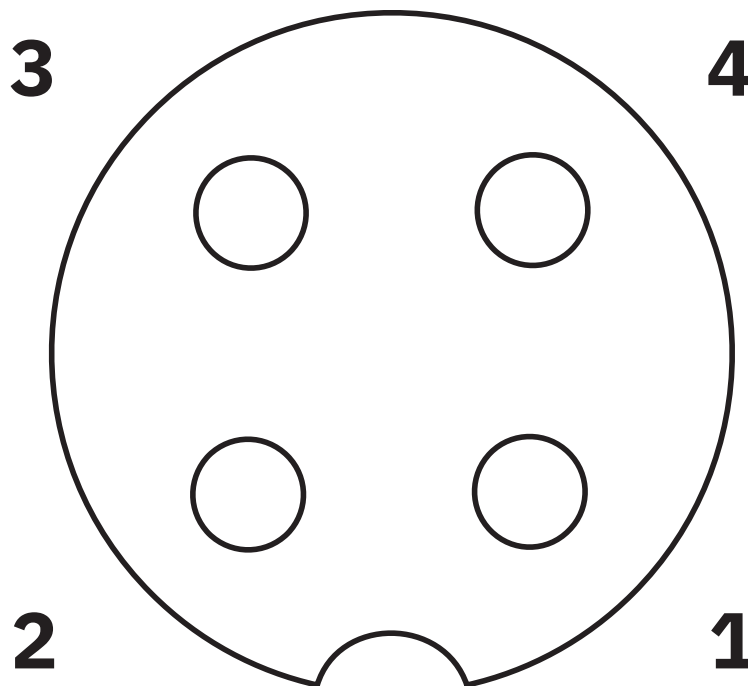
SACCBP-M12FS-4CON-M16/2,0-990 - Device connector rear mounting

1559835

<https://www.phoenixcontact.com/us/products/1559835>

Drawings

Schematic diagram



Pin assignment M12 socket, 4-pos., A-coded, view female side

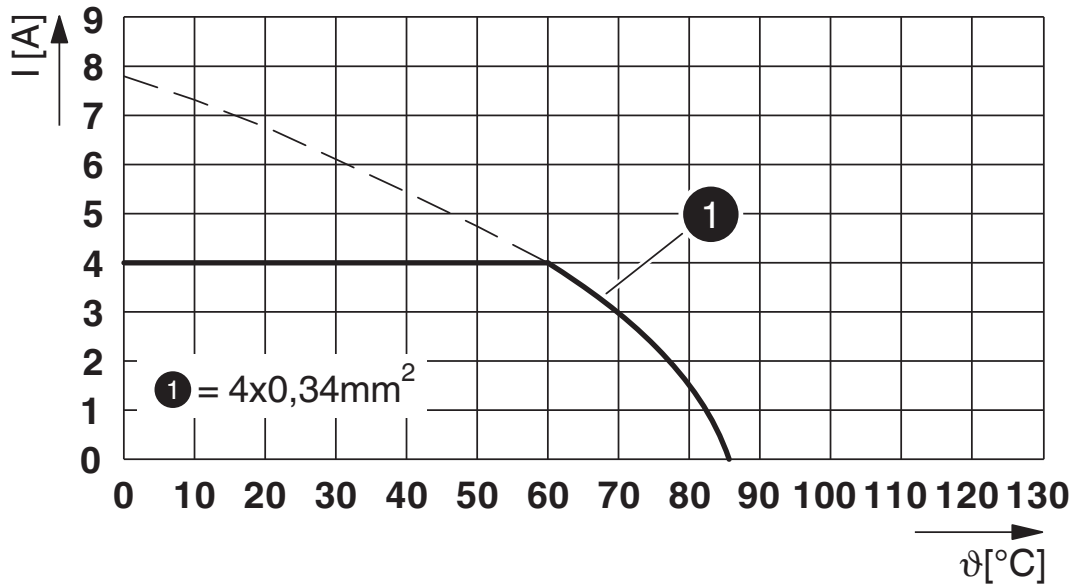
SACCBP-M12FS-4CON-M16/2,0-990 - Device connector rear mounting



1559835


<https://www.phoenixcontact.com/us/products/1559835>

Diagram



I = current strength, T = ambient temperature

Circuit diagram



Contact assignment of the M12 socket

SACCBP-M12FS-4CON-M16/2,0-990 - Device connector rear mounting





1559835

<https://www.phoenixcontact.com/us/products/1559835>

Approvals

To download certificates, visit the product detail page: <https://www.phoenixcontact.com/us/products/1559835>

 cUL Recognized Approval ID: E221474-20220907				
	Nominal voltage U_N	Nominal current I_N	Cross section AWG	Cross section mm^2
keine				
	250 V	1.5 A	-	-

 UL Recognized Approval ID: E118976-20100522				
	Nominal voltage U_N	Nominal current I_N	Cross section AWG	Cross section mm^2
keine				
	250 V	4 A	-	-

 UL Recognized Approval ID: E221474-20220907				
	Nominal voltage U_N	Nominal current I_N	Cross section AWG	Cross section mm^2
keine				
	250 V	4 A	-	-

SACCBP-M12FS-4CON-M16/2,0-990 - Device connector rear mounting



1559835

<https://www.phoenixcontact.com/us/products/1559835>

Classifications

ECLASS

ECLASS-13.0	27440103
ECLASS-15.0	27440103

ETIM

ETIM 10.0	EC003570
-----------	----------

UNSPSC

UNSPSC 21.0	39121400
-------------	----------

SACCBP-M12FS-4CON-M16/2,0-990 - Device connector rear mounting



1559835

<https://www.phoenixcontact.com/us/products/1559835>

Environmental product compliance

EU RoHS

Fulfills EU RoHS substance requirements	Yes
Exemption	6(c)

China RoHS

Environment friendly use period (EFUP)	EFUP-50
	An article-related China RoHS declaration table can be found in the download area for the respective article under "Manufacturer declaration". For all articles with EFUP-E, no China RoHS declaration table issued and required.

EU REACH SVHC

REACH candidate substance (CAS No.)	Lead(CAS: 7439-92-1)
SCIP	f4b6672d-53b2-438d-85b4-51638f319cbe

Phoenix Contact 2026 © - all rights reserved
<https://www.phoenixcontact.com>

Phoenix Contact USA
586 Fulling Mill Road
Middletown, PA 17057, United States
(+717) 944-1300
info@phoenixcon.com