


SACC-DSI-FSD-4CON-PG9/0,5 SCO - Device connector rear mounting



1551529

<https://www.phoenixcontact.com/us/products/1551529>

Please be informed that the data shown in this PDF document is generated from our online catalog. Please find the complete data in the user documentation. Our general terms of use for downloads are valid.



Device connector rear mounting, PROFINET CAT5 (IEC 11801:2002), 4-position, Socket, straight, M12-SPEEDCON, D-coding, on free cable end, Individual wires, cable length: 0.5 m, 0.34 mm², TPE litz wire, potted, this item is expected to be lead-free from Q2 2026 in accordance with RoHS II without exception 6c (Pb < 0.1%), a lead-free alternative is possible on request in advance

Your advantages

- Preassembled with litz wires for immediate use
- Customer-specific assemblies and litz wire lengths available
- Sealed on the litz wire side for optimum leak-tightness
- All standard pin assignments and codings for signal, data, and power transmission with a uniform design-in design
- For high transmission safety: shield connection to the housing with optional EMC nut
- SPEEDCON fast locking system reduces cabling times

Commercial data

Item number	1551529
Packing unit	1 pc
Minimum order quantity	1 pc
Sales key	AB24
Product key	ABQCHE
GTIN	4046356153614
Weight per piece (including packing)	32 g
Weight per piece (excluding packing)	21.881 g
Customs tariff number	85444290
Country of origin	DE

SACC-DSI-FSD-4CON-PG9/0,5 SCO - Device connector rear mounting



1551529

<https://www.phoenixcontact.com/us/products/1551529>

Technical data

Notes

Notes on operation	The electrical and mechanical data specified assume that the connector pair is correctly locked and mounted. If the connector is unlocked and if there is a danger of contamination, the connector must be sealed using a protective cap > IP54. Influences arising from litz wires, cables or PCB assembly must also be taken into consideration.
Notes on operation	This product corresponds to the PROFINET Cabling and Interconnection Technology Guideline for PROFINET regulations, version 2.00, order no: 2.252, Chapter 8.2 Connectors for Outside Environment (Balanced cabling)
Order information:	Lock nut is included in the scope of delivery
General	Contact connection method: Crimp connection

Safety note

Safety note	WARNING: The connectors may not be plugged in or disconnected under load. Ignoring the warning or improper use may damage persons and/or property.
	• WARNING: Commission properly functioning products only. The products must be regularly inspected for damage. Decommission defective products immediately. Replace damaged products. Repairs are not possible.
	• WARNING: Only electrically qualified personnel may install and operate the product. They must observe the following safety notes. The qualified personnel must be familiar with the basics of electrical engineering. They must be able to recognize and prevent danger. The relevant symbol on the packaging indicates that only personnel familiar with electrical engineering are allowed to install and operate the product.
	• The products are suitable for applications in plant, controller, and electrical device engineering.
	• When operating the connectors in outdoor applications, they must be separately protected against environmental influences.
	• Assembled products may not be manipulated or improperly opened.
	• Only use mating connectors that are specified in the technical data of the standards listed (e.g. the ones listed in the product accessories online at phoenixcontact.com/products).
	• When using the product in direct connection with third-party manufacturers, the user is responsible.
	• For operating voltages > 50 V AC, conductive connector housings must be grounded
	• Ensure that when laying the cable, the tensile load on the connectors does not exceed the upper limit specified in the standards.

SACC-DSI-FSD-4CON-PG9/0,5 SCO - Device connector rear mounting



1551529

<https://www.phoenixcontact.com/us/products/1551529>

	<ul style="list-style-type: none"> • Observe the corresponding technical data. You will find information: <ul style="list-style-type: none"> o On the product o On the packing label o In the supplied documentation o Online at phoenixcontact.com/products under the product
	<ul style="list-style-type: none"> • Only use tools recommended by Phoenix Contact
	<ul style="list-style-type: none"> • Use a protective cap to protect connectors that are not in use. The suitable accessories are available online in the accessory section of the product at phoenixcontact.com/products
	<ul style="list-style-type: none"> • Ensure that the protective or functional ground has been properly connected.
	<ul style="list-style-type: none"> • VDE 0100/1.97 § 411.1.3.2 and DIN EN 60 204/11.98 § 14.1.3 are applicable when combining several circuits in a cable and/or connector
	<ul style="list-style-type: none"> • The connector warms up in normal operation. Depending on the ambient conditions, the surface of the connector can continue to warm up. In this case, the user is responsible for posting warnings (e.g. DIN EN ISO 13732-1:2008-12).

Mounting

Mounting type	Rear mounting (Pg9, with flat nut)
Tightening torque	2 Nm ... 3 Nm (Installation-side)

Product properties

Product type	Circular connectors (device side)
Application	Data, signals
Number of positions	4
No. of cable outlets	1
Shielded	no
Coding	D
Thread type	M12

Insulation characteristics

Overvoltage category	II
Degree of pollution	3

Material specifications

Material Housing	GD-Zn
Material Housing surface	Ni
Material Molding compound	PUR (potted)
Flammability rating according to UL 94	V0
Seal material	FKM
Contact material	CuZn
Contact surface material	Ni/Au
Contact carrier material	PA 6.6
Conductor material	Tin-plated Cu litz wires

SACC-DSI-FSD-4CON-PG9/0,5 SCO - Device connector rear mounting



1551529

<https://www.phoenixcontact.com/us/products/1551529>

Electrical properties

Rated surge voltage	2.5 kV
Contact resistance	≤ 3 mΩ
Insulation resistance	≥ 100 MΩ
Nominal voltage U _N	250 V (AC) 250 V (DC)
Nominal current I _N	4 A
Transmission medium	Copper
Transmission characteristics (category)	CAT5 (IEC 11801:2002)
Max. conductor resistance	57.6 mΩ/m

Connection data

Conductor connection

Connection method	Individual wires
Contact connection type	Socket
Conductor cross-section	0.34 mm ²
Tightening torque	2 Nm ... 3 Nm (Installation-side)

Mechanical properties

Mechanical data

Insertion/withdrawal cycles	≥ 100
-----------------------------	-------

Connector

Connection 1

Head design	Socket
Head cable outlet	straight
Head thread type	M12
Head locking type	SPEEDCON
Coding	D

Connection 2

Head design	free cable end
-------------	----------------

Cable/line

Cable length	0.5 m
Cable type	TPE litz wire
Signal type/category	PROFINET CAT5 (IEC 11801:2002)
Wire diameter incl. insulation	1.2 mm ±0.07 mm
Single wire, color	yellow, orange, white, blue
Cable cross section	0.34 mm ²
Conductor material	Tin-plated Cu litz wires

SACC-DSI-FSD-4CON-PG9/0,5 SCO - Device connector rear mounting



1551529

<https://www.phoenixcontact.com/us/products/1551529>

Conductor structure signal line	7x 0.25 mm
AWG signal line	22
Material wire insulation	TPE
Thickness, insulation	0.21 mm
Nominal voltage, cable	300 V
Test voltage, cable	2000 V AC
Cable resistance	≤ 57.6 mΩ/m
Cable insulation resistance	≥ 20 MΩ*km

Environmental and real-life conditions

Ambient conditions

Degree of protection	IP67 (When plugged in)
	IP65 (When plugged in)
	IP65/IP67
Ambient temperature (operation) (male connector/female connector)	-25 °C ... 85 °C (Plug / socket)
	-40 °C ... 85 °C (without mechanical actuation)
UL Type Rating	Type 4 (indoor use only)

Standards and regulations

Standard designation	M12 circular connector
Standards/specifications	according to IEC 61076-2-101

SACC-DSI-FSD-4CON-PG9/0,5 SCO - Device connector rear mounting

1551529

<https://www.phoenixcontact.com/us/products/1551529>

Drawings

Schematic diagram



Pin assignment M12 socket, 4-pos., D-coded, female side

Diagram



I = current strength, T = ambient temperature

SACC-DSI-FSD-4CON-PG9/0,5 SCO - Device connector rear mounting





1551529

<https://www.phoenixcontact.com/us/products/1551529>

Approvals

To download certificates, visit the product detail page: <https://www.phoenixcontact.com/us/products/1551529>

 UL Recognized Approval ID: E118976-20100522				
	Nominal voltage U_N	Nominal current I_N	Cross section AWG	Cross section mm^2
keine				
	250 V	4 A	22	-

 cULus Recognized Approval ID: E221474-20140616				
	Nominal voltage U_N	Nominal current I_N	Cross section AWG	Cross section mm^2
keine				
	250 V	4 A	22 - 20	-

SACC-DSI-FSD-4CON-PG9/0,5 SCO - Device connector rear mounting



1551529

<https://www.phoenixcontact.com/us/products/1551529>

Classifications

ECLASS

ECLASS-13.0	27440103
ECLASS-15.0	27440103

ETIM

ETIM 10.0	EC003570
-----------	----------

UNSPSC

UNSPSC 21.0	39121400
-------------	----------

SACC-DSI-FSD-4CON-PG9/0,5 SCO - Device connector rear mounting



1551529

<https://www.phoenixcontact.com/us/products/1551529>

Environmental product compliance

EU RoHS

Fulfills EU RoHS substance requirements	Yes
Exemption	6(c)

China RoHS

Environment friendly use period (EFUP)	EFUP-50
	An article-related China RoHS declaration table can be found in the download area for the respective article under "Manufacturer declaration". For all articles with EFUP-E, no China RoHS declaration table issued and required.

EU REACH SVHC

REACH candidate substance (CAS No.)	Lead(CAS: 7439-92-1)
SCIP	7e087463-5358-49bf-bc4b-8be971495d52

Phoenix Contact 2026 © - all rights reserved
<https://www.phoenixcontact.com>

Phoenix Contact USA
586 Fulling Mill Road
Middletown, PA 17057, United States
(+717) 944-1300
info@phoenixcon.com