

# SACCBP-M12FS-5CON-M16/0,5-PUR - Device connector rear mounting



1550151

<https://www.phoenixcontact.com/us/products/1550151>

Please be informed that the data shown in this PDF document is generated from our online catalog. Please find the complete data in the user documentation. Our general terms of use for downloads are valid.



Device connector rear mounting, 5-position, Socket, M12-SPEEDCON, A-coding, on free cable end, Bus line, cable length: 0.5 m, this item is expected to be lead-free from Q2 2026 in accordance with RoHS II without exception 6c (Pb < 0.1%), a lead-free alternative is possible on request in advance

## Commercial data

Item number	1550151
Packing unit	1 pc
Minimum order quantity	1 pc
Product key	ABQDGG
GTIN	4046356146395
Weight per piece (including packing)	53.8 g
Weight per piece (excluding packing)	39.731 g
Country of origin	DE

# SACCBP-M12FS-5CON-M16/0,5-PUR - Device connector rear mounting



1550151

<https://www.phoenixcontact.com/us/products/1550151>

## Technical data

### Notes

Notes on operation	The electrical and mechanical data specified assume that the connector pair is correctly locked and mounted. If the connector is unlocked and if there is a danger of contamination, the connector must be sealed using a protective cap > IP54. Influences arising from litz wires, cables or PCB assembly must also be taken into consideration.
Order information:	Lock nut is included in the scope of delivery

### Safety note

Safety note	WARNING: The connectors may not be plugged in or disconnected under load. Ignoring the warning or improper use may damage persons and/or property.
	<ul style="list-style-type: none"> <li>• WARNING: Commission properly functioning products only. The products must be regularly inspected for damage. Decommission defective products immediately. Replace damaged products. Repairs are not possible.</li> </ul>
	<ul style="list-style-type: none"> <li>• WARNING: Only electrically qualified personnel may install and operate the product. They must observe the following safety notes. The qualified personnel must be familiar with the basics of electrical engineering. They must be able to recognize and prevent danger. The relevant symbol on the packaging indicates that only personnel familiar with electrical engineering are allowed to install and operate the product.</li> </ul>
	<ul style="list-style-type: none"> <li>• The products are suitable for applications in plant, controller, and electrical device engineering.</li> </ul>
	<ul style="list-style-type: none"> <li>• When operating the connectors in outdoor applications, they must be separately protected against environmental influences.</li> </ul>
	<ul style="list-style-type: none"> <li>• Assembled products may not be manipulated or improperly opened.</li> </ul>
	<ul style="list-style-type: none"> <li>• Only use mating connectors that are specified in the technical data of the standards listed (e.g. the ones listed in the product accessories online at <a href="https://www.phoenixcontact.com/products">phoenixcontact.com/products</a>).</li> </ul>
	<ul style="list-style-type: none"> <li>• When using the product in direct connection with third-party manufacturers, the user is responsible.</li> </ul>
	<ul style="list-style-type: none"> <li>• For operating voltages &gt; 50 V AC, conductive connector housings must be grounded</li> </ul>
	<ul style="list-style-type: none"> <li>• Ensure that when laying the cable, the tensile load on the connectors does not exceed the upper limit specified in the standards.</li> </ul>
	<ul style="list-style-type: none"> <li>• Observe the corresponding technical data. You will find information: <ul style="list-style-type: none"> <li>o On the product</li> <li>o On the packing label</li> <li>o In the supplied documentation</li> <li>o Online at <a href="https://www.phoenixcontact.com/products">phoenixcontact.com/products</a> under the product</li> </ul> </li> </ul>
	<ul style="list-style-type: none"> <li>• Only use tools recommended by Phoenix Contact</li> </ul>
	<ul style="list-style-type: none"> <li>• Use a protective cap to protect connectors that are not in use. The suitable accessories are available online in the accessory</li> </ul>

# SACCBP-M12FS-5CON-M16/0,5-PUR - Device connector rear mounting



1550151

<https://www.phoenixcontact.com/us/products/1550151>

	section of the product at <a href="https://www.phoenixcontact.com/products">phoenixcontact.com/products</a>
	<ul style="list-style-type: none"><li>• Ensure that the protective or functional ground has been properly connected.</li><li>• VDE 0100/1.97 § 411.1.3.2 and DIN EN 60 204/11.98 § 14.1.3 are applicable when combining several circuits in a cable and/or connector</li><li>• The connector warms up in normal operation. Depending on the ambient conditions, the surface of the connector can continue to warm up. In this case, the user is responsible for posting warnings (e.g. DIN EN ISO 13732-1:2008-12).</li></ul>

## Mounting

Mounting type	Rear mounting (M16 x 1.5, with flat nut)
---------------	------------------------------------------

## Product properties

Product type	Circular connectors (device side)
Number of positions	5
No. of cable outlets	1
Coding	A
Thread type	M12

## Insulation characteristics

Overvoltage category	II
Degree of pollution	3

## Material specifications

Material Housing	GD-Zn
Material Housing surface	Ni
Flammability rating according to UL 94	V0
Seal material	NBR
Contact material	CuZn
Contact surface material	Ni/Au
Contact carrier material	PA 6.6

## Electrical properties

Nominal voltage $U_N$	60 V
Nominal current $I_N$	4 A (Plug/socket in accordance with IEC 61076-2-101, cable technical data is to be observed)

## Connection data

### Conductor connection

Connection method	Bus line
Contact connection type	Socket

## Mechanical properties

# SACCBP-M12FS-5CON-M16/0,5-PUR - Device connector rear mounting



1550151

<https://www.phoenixcontact.com/us/products/1550151>

## Mechanical data

Insertion/withdrawal cycles	> 100
-----------------------------	-------

## Connector

### Connection 1

Head design	Socket
Head thread type	M12
Head locking type	SPEEDCON
Coding	A

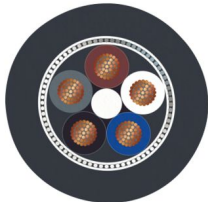
### Connection 2

Head design	free cable end
-------------	----------------

## Cable/line

Cable length	0.5 m
--------------	-------

### PUR halogen-free black [PUR]

Dimensional drawing	
Cable weight	43 kg/km
UL AWM Style	20549 / 10493 (80°C/300 V)
Number of positions	5
Shielded	yes
Cable type	PUR halogen-free black [PUR]
Conductor structure signal line	42x 0.10 mm
AWG signal line	22
Conductor cross-section	5x 0.34 mm <sup>2</sup> (Signal line)
Wire diameter incl. insulation	1.27 mm ±0.02 mm (Signal line)
External cable diameter	5.25 mm ±0.2 mm
Outer sheath, material	PUR
External sheath, color	black-gray RAL 7021
Conductor material	Bare Cu litz wires
Material wire insulation	PP
Single wire, color	brown, white, blue, black, gray
Thickness, insulation	≥ 0.21 mm
Thickness, outer sheath	approx. 0.50 mm

# SACCBP-M12FS-5CON-M16/0,5-PUR - Device connector rear mounting



1550151

<https://www.phoenixcontact.com/us/products/1550151>

Overall twist	5 wires around filler to the core
Optical shield covering	80 %
Max. conductor resistance	max. 57 Ω/km (at 20 °C)
Insulation resistance	70 GΩ*km (at 20 °C)
Nominal voltage, cable	300 V (at 20 °C)
Test voltage Core/Core	3000 V (at 20 °C)
Smallest bending radius, fixed installation	26 mm
Smallest bending radius, movable installation	52 mm (up to +60 °C)
Dynamic load capacity (bending)	Max. bending cycles: 10000000, Bending radius: 52 mm, Traversing path: 10 m, Traversing rate: 3 m/s, Acceleration: 10 m/s <sup>2</sup>
Dynamic load capacity (torsion)	Torsion: ±180 °/m, Torsion cycles: ≥5000000, Torsional frequency: 35 cycles/min.
Halogen-free	in accordance with DIN VDE 0472 part 815 in accordance with DIN EN 50267-2-1
Flame resistance	in accordance with UL 758/1581 FT2 DIN EN 60332-2-2 (20 s)
Resistance to oil	in accordance with DIN EN 60811-2-1
Other resistance	Highly resistant to acids, alkaline solutions and solvents hydrolysis and microbe resistant Resistant to salt water partly UV-resistant (in accordance with DIN EN ISO 4892-2-A) abrasion-resistant
Special properties	Flexible cable conduit capable Silicone-free Free of substances which would hinder coating with paint or varnish Low adhesion surface
Ambient temperature (operation)	-40 °C ... 80 °C (cable, fixed installation) -25 °C ... 80 °C (Cable, flexible installation)

## Environmental and real-life conditions

### Ambient conditions

Degree of protection	IP67 (When plugged in)
	IP65 (When plugged in)
	IP65/IP67
Ambient temperature (operation)	-25 °C ... 80 °C (Plug / socket)
	-40 °C ... 80 °C (cable, fixed installation)
	-25 °C ... 85 °C
UL Type Rating	Type 4 (indoor use only)

# SACCBP-M12FS-5CON-M16/0,5-PUR - Device connector rear mounting

1550151

<https://www.phoenixcontact.com/us/products/1550151>

## Drawings

Schematic diagram



Pin assignment M12 socket, 5-pos., A-coded, socket side view

Circuit diagram



Contact assignment of the M12 socket

# SACCBP-M12FS-5CON-M16/0,5-PUR - Device connector rear mounting





1550151

<https://www.phoenixcontact.com/us/products/1550151>

## Approvals

To download certificates, visit the product detail page: <https://www.phoenixcontact.com/us/products/1550151>

 <b>UL Recognized</b> Approval ID: E221474-20220907				
	Nominal voltage $U_N$	Nominal current $I_N$	Cross section AWG	Cross section $mm^2$
keine				
	60 V	4 A	22	-

 <b>cUL Recognized</b> Approval ID: E221474-20220907				
	Nominal voltage $U_N$	Nominal current $I_N$	Cross section AWG	Cross section $mm^2$
keine				
	60 V	1.5 A	22	-

# SACCBP-M12FS-5CON-M16/0,5-PUR - Device connector rear mounting



1550151

<https://www.phoenixcontact.com/us/products/1550151>

## Classifications

### ECLASS

ECLASS-13.0	27440103
ECLASS-15.0	27440103

### ETIM

ETIM 10.0	EC003570
-----------	----------

### UNSPSC

UNSPSC 21.0	39121400
-------------	----------

# SACCBP-M12FS-5CON-M16/0,5-PUR - Device connector rear mounting



1550151

<https://www.phoenixcontact.com/us/products/1550151>

## Environmental product compliance

### EU RoHS

Fulfills EU RoHS substance requirements	Yes
Exemption	6(c)

### China RoHS

Environment friendly use period (EFUP)	EFUP-50 An article-related China RoHS declaration table can be found in the download area for the respective article under "Manufacturer declaration". For all articles with EFUP-E, no China RoHS declaration table issued and required.
----------------------------------------	----------------------------------------------------------------------------------------------------------------------------------------------------------------------------------------------------------------------------------------------

### EU REACH SVHC

REACH candidate substance (CAS No.)	Lead(CAS: 7439-92-1)
SCIP	687879ef-6cb0-4bc1-bbcd-b4f809c4db47

Phoenix Contact 2026 © - all rights reserved  
<https://www.phoenixcontact.com>

Phoenix Contact USA  
586 Fulling Mill Road  
Middletown, PA 17057, United States  
(+717) 944-1300  
[info@phoenixcon.com](mailto:info@phoenixcon.com)