

XT 2,5-QUATTRO/2P - Feed-through terminal block




1544643

<https://www.phoenixcontact.com/us/products/1544643>

Please be informed that the data shown in this PDF document is generated from our online catalog. Please find the complete data in the user documentation. Our general terms of use for downloads are valid.

Feed-through terminal block, nom. voltage: 800 V, nominal current: 24 A, number of connections: 4, number of positions: 1, connection method: Push-X/plug-in connection, Rated cross section: 2.5 mm², cross section: 0.34 mm² - 4 mm², mounting type: NS 35/7,5, NS 35/15, color: gray



Your advantages

- The CLIPLINE complete COMBI terminal block ensures greater efficiency in control cabinet building through cable assemblies
- In addition to the classic features of the CLIPLINE complete system, the XT-COMBI terminal blocks are characterized by the modern XT connection technology and the option of plug-in capability
- The XT connection technology enables conductors to be connected directly and without tools, even without the addition of ferrules
- The COMBI plug-in zone is universal; all existing COMBI connectors can be used to establish a connection with it

Push-X Technology 
Designed by Phoenix Contact

Commercial data

Item number	1544643
Packing unit	50 pc
Minimum order quantity	50 pc
Sales key	BE25
Product key	BE2541
GTIN	4067923017351
Weight per piece (including packing)	9.95 g
Weight per piece (excluding packing)	9.95 g
Customs tariff number	85369010
Country of origin	CN

XT 2,5-QUATTRO/2P - Feed-through terminal block



1544643

<https://www.phoenixcontact.com/us/products/1544643>

Technical data

Notes

General

Note	
	Current and voltage are determined by the plug used
	With a free-hanging connection, an insulating foil has to be placed between the plug connection and electrically conductive surfaces.
	Nominal current and maximum load current see derating curve.

Product properties

Product type	Plug-in terminal block
Product family	XT
Area of application	Railway industry
	Machine building
	Plant engineering
Number of positions	1
Number of connections	4
Number of rows	1
Potentials	1

Insulation characteristics

Overvoltage category	III
Degree of pollution	3

Electrical properties

Rated surge voltage	8 kV
Maximum power dissipation for nominal condition	0.77 W

Connection data

Number of connections per level	4
Nominal cross section	2.5 mm ²
Connection method	Push-X/plug-in connection
Stripping length	10 mm ... 12 mm
Internal cylindrical gage	A3
	B3
Connection in acc. with standard	IEC 61984
Conductor cross-section rigid	0.34 mm ² ... 4 mm ²
Cross section AWG	20 ... 12 (converted acc. to IEC)
Conductor cross-section flexible	0.5 mm ² ... 4 mm ²
Conductor cross-section, flexible [AWG]	20 ... 12 (converted acc. to IEC)
Conductor cross-section flexible ultrasound-compressed	0.34 mm ² ... 4 mm ²
Conductor cross-section, flexible [AWG] ultrasound-compressed	20 ... 12 (converted acc. to IEC)
Conductor cross-section flexible (ferrule without plastic sleeve)	0.25 mm ² ... 2.5 mm ²

XT 2,5-QUATTRO/2P - Feed-through terminal block



1544643

<https://www.phoenixcontact.com/us/products/1544643>

Flexible conductor cross-section (ferrule with plastic sleeve)	0.25 mm ² ... 2.5 mm ²
Nominal cross section	2.5 mm ²
Nominal current	24 A
Maximum load current	24 A
Nominal voltage	800 V

Dimensions

Width	5.2 mm
Height	80.7 mm
Depth	35.3 mm
Depth on NS 35/7,5	36.8 mm
Depth on NS 35/15	44.3 mm

Material specifications

Color	gray (RAL 7042)
Flammability rating according to UL 94	V0
Insulating material group	I
Insulating material	PA
Static insulating material application in cold	-60 °C
Relative insulation material temperature index (Elec., UL 746 B)	130 °C
Fire protection for rail vehicles (DIN EN 45545-2) R22	HL 1 - HL 3
Fire protection for rail vehicles (DIN EN 45545-2) R23	HL 1 - HL 3
Fire protection for rail vehicles (DIN EN 45545-2) R24	HL 1 - HL 3
Fire protection for rail vehicles (DIN EN 45545-2) R26	HL 1 - HL 3
Surface flammability NFPA 130 (ASTM E 162)	passed
Specific optical density of smoke NFPA 130 (ASTM E 662)	passed
Smoke gas toxicity NFPA 130 (SMP 800C)	passed

Electrical tests

Surge voltage test

Test voltage setpoint	9.8 kV
Result	Test passed
Short-time withstand current 2.5 mm ²	0.3 kA
Result	Test passed

Power-frequency withstand voltage

Test voltage setpoint	2 kV
Result	Test passed

Mechanical properties

Mechanical data

Open side panel	Yes
-----------------	-----

Mechanical tests

XT 2,5-QUATTRO/2P - Feed-through terminal block



1544643

<https://www.phoenixcontact.com/us/products/1544643>

Mechanical strength

Result	Test passed
--------	-------------

Attachment on the carrier

Test force setpoint	1 N
Result	Test passed

Environmental and real-life conditions

Needle-flame test

Time of exposure	30 s
Result	Test passed

Oscillation/broadband noise

Specification	EN 50155:2021-07
Spectrum	Long life test category 1, class B, body mounted
Frequency	$f_1 = 5 \text{ Hz}$ to $f_2 = 150 \text{ Hz}$
ASD level	$0.964 \text{ (m/s}^2\text{)/Hz}$
Acceleration	5.72 m/s^2
Test duration per axis	5 h
Test directions	X-, Y- and Z-axis
Result	Test passed

Shocks

Specification	EN 50155:2021-07
Pulse shape	Half-sine
Acceleration	50 m/s^2
Shock duration	30 ms
Number of shocks per direction	3
Test directions	X-, Y- and Z-axis (pos. and neg.)
Result	Test passed

Ambient conditions

Ambient temperature (operation)	-60 °C ... 100 °C (max. operating temperature range including self-heating, see derating curve)
Ambient temperature (storage/transport)	-25 °C ... 60 °C (for a short time, not exceeding 24 h, -60 °C to +70 °C)
Ambient temperature (assembly)	-5 °C ... 70 °C
Ambient temperature (actuation)	-5 °C ... 70 °C
Permissible humidity (operation)	20 % ... 90 %
Permissible humidity (storage/transport)	30 % ... 70 %

Standards and regulations

Connection in acc. with standard	IEC 61984
----------------------------------	-----------

Mounting

Mounting type	NS 35/7,5
---------------	-----------

XT 2,5-QUATTRO/2P - Feed-through terminal block



1544643

<https://www.phoenixcontact.com/us/products/1544643>

NS 35/15

XT 2,5-QUATTRO/2P - Feed-through terminal block

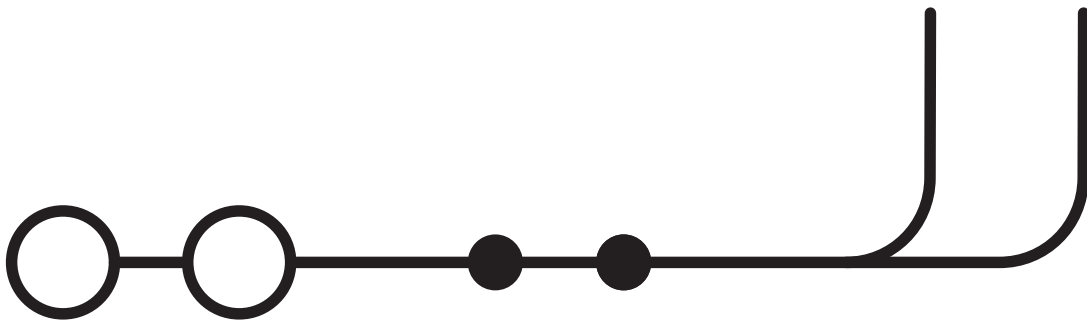


1544643

<https://www.phoenixcontact.com/us/products/1544643>

Drawings

Circuit diagram



XT 2,5-QUATTRO/2P - Feed-through terminal block





1544643

<https://www.phoenixcontact.com/us/products/1544643>

Approvals

To download certificates, visit the product detail page: <https://www.phoenixcontact.com/us/products/1544643>

 CSA Approval ID: 158887				
	Nominal voltage U_N	Nominal current I_N	Cross section AWG	Cross section mm^2
B	300 V	20 A	20 - 12	-
C	300 V	20 A	20 - 12	-
D	600 V	5 A	20 - 12	-

 cULus Recognized Approval ID: E60425				
	Nominal voltage U_N	Nominal current I_N	Cross section AWG	Cross section mm^2
B	600 V	20 A	20 - 12	-
C	600 V	20 A	20 - 12	-
F	800 V	20 A	20 - 12	-
D	600 V	5 A	20 - 12	-

DNV Approval ID: TAE000051K				
---------------------------------------	--	--	--	--

XT 2,5-QUATTRO/2P - Feed-through terminal block



1544643

<https://www.phoenixcontact.com/us/products/1544643>

Classifications

ECLASS

ECLASS-13.0	27250117
ECLASS-15.0	27250117

ETIM

ETIM 10.0	EC000897
-----------	----------

UNSPSC

UNSPSC 21.0	39121400
-------------	----------

XT 2,5-QUATTRO/2P - Feed-through terminal block



1544643

<https://www.phoenixcontact.com/us/products/1544643>

Environmental product compliance

EU RoHS

Fulfills EU RoHS substance requirements	Yes, No exemptions
---	--------------------

China RoHS

Environment friendly use period (EFUP)	EFUP-E
	No hazardous substances above the limits

EU REACH SVHC

REACH candidate substance (CAS No.)	No substance above 0.1 wt%
-------------------------------------	----------------------------

Phoenix Contact 2026 © - all rights reserved
<https://www.phoenixcontact.com>

Phoenix Contact USA
586 Fulling Mill Road
Middletown, PA 17057, United States
(+717) 944-1300
info@phoenixcon.com