

# SAC-5P-10,0-920/M12FS - Bus system cable



1507492

<https://www.phoenixcontact.com/us/products/1507492>

Please be informed that the data shown in this PDF document is generated from our online catalog. Please find the complete data in the user documentation. Our general terms of use for downloads are valid.



Bus system cable, CANopen®, DeviceNet™, 5-position, PUR halogen-free, red lilac RAL 4001, shielded, free cable end, on Socket straight M12, coding: A, cable length: 10 m

## Commercial data

|                                      |               |
|--------------------------------------|---------------|
| Item number                          | 1507492       |
| Packing unit                         | 1 pc          |
| Minimum order quantity               | 1 pc          |
| Sales key                            | BF04          |
| Product key                          | AF1CKD        |
| GTIN                                 | 4017918900298 |
| Weight per piece (including packing) | 577.3 g       |
| Weight per piece (excluding packing) | 593.2 g       |
| Customs tariff number                | 85444290      |
| Country of origin                    | PL            |

# SAC-5P-10,0-920/M12FS - Bus system cable



1507492

<https://www.phoenixcontact.com/us/products/1507492>

## Technical data

### Product properties

|                      |                         |
|----------------------|-------------------------|
| Product type         | Data cable preassembled |
| Application          | Standard                |
| Number of positions  | 5                       |
| No. of cable outlets | 1                       |
| Shielded             | yes                     |
| Coding               | A                       |

### Insulation characteristics

|                      |    |
|----------------------|----|
| Overvoltage category | II |
| Degree of pollution  | 3  |

### Interfaces

|                      |                     |
|----------------------|---------------------|
| Bus system           | CANopen®/DeviceNet™ |
| Signal type/category | CANopen®            |
|                      | DeviceNet™          |

### Signaling

|                        |    |
|------------------------|----|
| Status display         | no |
| Status display present | no |

### Electrical properties

|                       |          |
|-----------------------|----------|
| Insulation resistance | ≥ 100 MΩ |
| Nominal voltage $U_N$ | 48 V AC  |
|                       | 60 V DC  |
| Nominal current $I_N$ | 4 A      |
| Transmission medium   | Copper   |

### Mechanical properties

#### Mechanical data

|                             |       |
|-----------------------------|-------|
| Insertion/withdrawal cycles | ≥ 100 |
|-----------------------------|-------|

### Material specifications

|                                        |                                             |
|----------------------------------------|---------------------------------------------|
| Flammability rating according to UL 94 | HB                                          |
| Seal material                          | NBR                                         |
| Material of grip body                  | TPU, hardly inflammable, self-extinguishing |
| Contact material                       | CuSn                                        |
| Contact surface material               | Ni/Au                                       |
| Contact carrier material               | TPU GF                                      |
| Material for screw connection          | Zinc die-cast, nickel-plated                |

### Connection data

# SAC-5P-10,0-920/M12FS - Bus system cable



1507492

<https://www.phoenixcontact.com/us/products/1507492>

## Connection assignment

| Contact   Color (signal designation)   Contact (optional) |                          |
|-----------------------------------------------------------|--------------------------|
|                                                           | 1 (Socket)   SR (shield) |
|                                                           | 2 (Socket)   RD (V+)     |
|                                                           | 3 (Socket)   BK (V-)     |
|                                                           | 4 (Socket)   WH (CAN_H)  |
|                                                           | 5 (Socket)   BU (CAN_L)  |

## Connector

### Connection 1

| Type |                |
|------|----------------|
|      | free cable end |


### Connection 2

| Type |                |
|------|----------------|
|      | free cable end |

## Cable/line

| Cable length |      |
|--------------|------|
|              | 10 m |

### CANopen®/DeviceNet™, PUR, violet [920]

| Dimensional drawing            |                                                                                                                        |
|--------------------------------|------------------------------------------------------------------------------------------------------------------------|
|                                |                                    |
| UL AWM Style                   | 21198 (80°C/300 V)                                                                                                     |
| Number of positions            | 4                                                                                                                      |
| Shielded                       | yes                                                                                                                    |
| Cable type                     | CANopen®/DeviceNet™, PUR, violet [920]                                                                                 |
| Conductor structure            | 2xAWG24/19+2xAWG22/19                                                                                                  |
| AWG signal line                | 24                                                                                                                     |
| AWG power supply               | 22                                                                                                                     |
| Conductor cross-section        | 2x 0.25 mm <sup>2</sup> (Data cable)<br>2x 0.34 mm <sup>2</sup> (Power supply)<br>1x 0.34 mm <sup>2</sup> (Drain wire) |
| Wire diameter incl. insulation | 1.95 mm ±0.05 mm (Data cable)<br>1.4 mm ±0.05 mm (Power supply)                                                        |
| External cable diameter        | 6.70 mm ±0.3 mm                                                                                                        |
| Outer sheath, material         | PUR                                                                                                                    |
| External sheath, color         | red lilac RAL 4001                                                                                                     |
| Conductor material             | Tin-plated Cu litz wires                                                                                               |
| Material wire insulation       | Foamed PE (Data cable)<br>PE (Power supply)                                                                            |

# SAC-5P-10,0-920/M12FS - Bus system cable



1507492

<https://www.phoenixcontact.com/us/products/1507492>

|                                               |                                                                                                                                                                                                       |
|-----------------------------------------------|-------------------------------------------------------------------------------------------------------------------------------------------------------------------------------------------------------|
| Single wire, color                            | red-black, blue-white                                                                                                                                                                                 |
| Twisted pairs                                 | 2 cores to the pair                                                                                                                                                                                   |
| Overall twist                                 | 2 pairs around a drain wire in the center to the core                                                                                                                                                 |
| Optical shield covering                       | 80 %                                                                                                                                                                                                  |
| Insulation resistance                         | ≥ 5 GΩ*km (Data cable)                                                                                                                                                                                |
|                                               | ≥ 5 GΩ*km (Power supply)                                                                                                                                                                              |
| Wave impedance                                | 120 Ω ±10 % (with 1 MHz)                                                                                                                                                                              |
| Nominal voltage, cable                        | ≤ 300 V (Peak value, not for high-power applications)                                                                                                                                                 |
| Test voltage Core/Core                        | 2000 V (50 Hz, 1 min.)                                                                                                                                                                                |
| Test voltage Core/Shield                      | 2000.00 V (50 Hz, 1 min.)                                                                                                                                                                             |
| Minimum bending radius, fixed installation    | 4 x D                                                                                                                                                                                                 |
| Minimum bending radius, flexible installation | 8 x D                                                                                                                                                                                                 |
| Dynamic load capacity (bending)               | Max. bending cycles: 5000000, Bending radius: 70 mm, Bending radius: 15 x D, Traversing path: 4.5 m, Traversing rate: 3 m/s, Acceleration: 3 m/s <sup>2</sup> , Ambient temperature: -20 °C ... 60 °C |
| Shield attenuation                            | ≤ 22.9 dB/km (with 1 MHz)                                                                                                                                                                             |
|                                               | ≤ 16.4 dB/km (At 500 kHz)                                                                                                                                                                             |
|                                               | ≤ 9.5 dB/km (At 125 kHz)                                                                                                                                                                              |
| Halogen-free                                  | in accordance with DIN VDE 0472 part 815                                                                                                                                                              |
|                                               | according to IEC 60754-1                                                                                                                                                                              |
| Flame resistance                              | UL 1581, Section 1060 and UL 2556, Section 9.3 (FT1)                                                                                                                                                  |
|                                               | UL 1581, Section 1100 and UL 2556, Section 9.1 (HFT/FT2)                                                                                                                                              |
|                                               | IEC 60332-1-2                                                                                                                                                                                         |
|                                               | in accordance with ISO 6722-1 5.22 (UN ECE-R 118.01)                                                                                                                                                  |
| Special properties                            | Flexible cable conduit capable                                                                                                                                                                        |
| Ambient temperature (operation)               | -40 °C ... 80 °C (cable, fixed installation)                                                                                                                                                          |
|                                               | -30 °C ... 70 °C (Cable, flexible installation)                                                                                                                                                       |
|                                               | -20 °C ... 60 °C (for installation)                                                                                                                                                                   |
|                                               | -20 °C ... 60 °C (cable, drag chain applications)                                                                                                                                                     |

## Environmental and real-life conditions

### Ambient conditions

|                      |      |
|----------------------|------|
| Degree of protection | IP65 |
|                      | IP67 |

# SAC-5P-10,0-920/M12FS - Bus system cable

1507492

<https://www.phoenixcontact.com/us/products/1507492>

## Drawings

Dimensional drawing



M12 x 1 socket, straight, shielded

Schematic diagram



Pin assignment M12 socket, 5-pos., A-coded, socket side view

# SAC-5P-10,0-920/M12FS - Bus system cable



1507492

<https://www.phoenixcontact.com/us/products/1507492>

Circuit diagram



Contact assignment of the M12 socket

# SAC-5P-10,0-920/M12FS - Bus system cable





1507492

<https://www.phoenixcontact.com/us/products/1507492>

## Approvals

To download certificates, visit the product detail page: <https://www.phoenixcontact.com/us/products/1507492>

|  <b>UL Listed</b><br>Approval ID: FILE E 221474 |                       |                       |                   |                             |
|----------------------------------------------------------------------------------------------------------------------------------|-----------------------|-----------------------|-------------------|-----------------------------|
|                                                                                                                                  | Nominal voltage $U_N$ | Nominal current $I_N$ | Cross section AWG | Cross section $\text{mm}^2$ |
| keine                                                                                                                            |                       |                       |                   |                             |
|                                                                                                                                  | 125 V                 | 4 A                   | -                 | -                           |

|  <b>cUL Listed</b><br>Approval ID: FILE E 221474 |                       |                       |                   |                             |
|-----------------------------------------------------------------------------------------------------------------------------------|-----------------------|-----------------------|-------------------|-----------------------------|
|                                                                                                                                   | Nominal voltage $U_N$ | Nominal current $I_N$ | Cross section AWG | Cross section $\text{mm}^2$ |
| keine                                                                                                                             |                       |                       |                   |                             |
|                                                                                                                                   | 125 V                 | 4 A                   | -                 | -                           |

|  <b>EAC-RoHS</b><br>Approval ID: RU D-DE.HB35.B.00387 |  |  |  |  |
|------------------------------------------------------------------------------------------------------------------------------------------|--|--|--|--|
|------------------------------------------------------------------------------------------------------------------------------------------|--|--|--|--|

# SAC-5P-10,0-920/M12FS - Bus system cable



1507492

<https://www.phoenixcontact.com/us/products/1507492>

## Classifications

### ECLASS

|             |          |
|-------------|----------|
| ECLASS-13.0 | 27060307 |
| ECLASS-15.0 | 27060307 |

### UNSPSC

|             |          |
|-------------|----------|
| UNSPSC 21.0 | 26121600 |
|-------------|----------|

# SAC-5P-10,0-920/M12FS - Bus system cable



1507492

<https://www.phoenixcontact.com/us/products/1507492>

## Environmental product compliance

### EU RoHS

|                                         |                    |
|-----------------------------------------|--------------------|
| Fulfills EU RoHS substance requirements | Yes, No exemptions |
|-----------------------------------------|--------------------|

### China RoHS

|                                        |                                          |
|----------------------------------------|------------------------------------------|
| Environment friendly use period (EFUP) | EFUP-E                                   |
|                                        | No hazardous substances above the limits |

### EU REACH SVHC

|                                     |                            |
|-------------------------------------|----------------------------|
| REACH candidate substance (CAS No.) | No substance above 0.1 wt% |
|-------------------------------------|----------------------------|

### EF3.1 Climate Change

|         |               |
|---------|---------------|
| CO2e kg | 2.318 kg CO2e |
|---------|---------------|

Phoenix Contact 2026 © - all rights reserved  
<https://www.phoenixcontact.com>

Phoenix Contact USA  
586 Fulling Mill Road  
Middletown, PA 17057, United States  
(+717) 944-1300  
[info@phoenixcon.com](mailto:info@phoenixcon.com)