

SACC-DSI-M12FS-12CON-M16/2,0 - Device connector rear mounting



1458790

<https://www.phoenixcontact.com/us/products/1458790>

Please be informed that the data shown in this PDF document is generated from our online catalog. Please find the complete data in the user documentation. Our general terms of use for downloads are valid.



Device connector rear mounting, Universal, 12-position, Socket, straight, M12-SPEEDCON, A-coding, on free cable end, Individual wires, cable length: 2 m, 0.14 mm², TPE litz wire, potted, this item is expected to be lead-free from Q2 2026 in accordance with RoHS II without exception 6c (Pb < 0.1%), a lead-free alternative is possible on request in advance

Your advantages

- Preassembled with litz wires for immediate use
- Customer-specific assemblies and litz wire lengths available
- Sealed on the litz wire side for optimum leak-tightness
- All standard pin assignments and codings for signal, data, and power transmission with a uniform design-in design
- For high transmission safety: shield connection to the housing with optional EMC nut
- SPEEDCON fast locking system reduces cabling times

Commercial data

| | |
|--------------------------------------|---------------|
| Item number | 1458790 |
| Packing unit | 1 pc |
| Minimum order quantity | 1 pc |
| Sales key | AB24 |
| Product key | ABQCHB |
| GTIN | 4046356645041 |
| Weight per piece (including packing) | 73 g |
| Weight per piece (excluding packing) | 71.36 g |
| Customs tariff number | 85444290 |
| Country of origin | DE |

SACC-DSI-M12FS-12CON-M16/2,0 - Device connector rear mounting



1458790

<https://www.phoenixcontact.com/us/products/1458790>

Technical data

Notes

| | |
|--------------------|--|
| Notes on operation | The electrical and mechanical data specified assume that the connector pair is correctly locked and mounted. If the connector is unlocked and if there is a danger of contamination, the connector must be sealed using a protective cap > IP54. Influences arising from litz wires, cables or PCB assembly must also be taken into consideration. |
| Order information: | Lock nut is included in the scope of delivery |
| General | Contact connection method: Crimp connection |

Mounting

| | |
|-------------------|--|
| Mounting type | Rear mounting (M16 x 1.5, with flat nut) |
| Tightening torque | 3 Nm ... 4 Nm (Installation-side) |

Product properties

| | |
|----------------------|-----------------------------------|
| Product type | Circular connectors (device side) |
| Application | Signal |
| Number of positions | 12 |
| No. of cable outlets | 1 |
| Shielded | no |
| Coding | A |
| Thread type | M12 |

Insulation characteristics

| | |
|----------------------|----|
| Overvoltage category | II |
| Degree of pollution | 3 |

Material specifications

| | |
|--|--------------------------|
| Material Housing | GD-Zn |
| Material Housing surface | Ni |
| Material Molding compound | PUR (potted) |
| Flammability rating according to UL 94 | V0 |
| Seal material | FKM |
| Contact material | CuZn |
| Contact surface material | Au |
| Contact carrier material | PA 6.6 |
| Conductor material | Tin-plated Cu litz wires |

Electrical properties

| | |
|-----------------------|----------|
| Rated surge voltage | 0.8 kV |
| Contact resistance | ≤ 3 mΩ |
| Insulation resistance | ≥ 100 MΩ |

SACC-DSI-M12FS-12CON-M16/2,0 - Device connector rear mounting



1458790

<https://www.phoenixcontact.com/us/products/1458790>

| | |
|---------------------------|--------------------|
| Nominal voltage U_N | 30 V (AC) |
| | 30 V (DC) |
| Nominal current I_N | 1.5 A |
| Max. conductor resistance | 57.6 m Ω /m |

Connection data

Conductor connection

| | |
|-------------------------|-----------------------------------|
| Connection method | Individual wires |
| Contact connection type | Socket |
| Conductor cross-section | 0.14 mm ² |
| Tightening torque | 3 Nm ... 4 Nm (Installation-side) |

Mechanical properties

Mechanical data

| | |
|-----------------------------|-------|
| Insertion/withdrawal cycles | > 100 |
|-----------------------------|-------|

Connector

Connection 1

| | |
|-------------------|----------|
| Head design | Socket |
| Head cable outlet | straight |
| Head thread type | M12 |
| Head locking type | SPEEDCON |
| Coding | A |

Connection 2

| | |
|-------------|----------------|
| Head design | free cable end |
|-------------|----------------|

Cable/line

| | |
|---------------------------------|--|
| Cable length | 2 m |
| Cable type | TPE litz wire |
| Signal type/category | Universal |
| Wire diameter incl. insulation | 1.1 mm \pm 0.05 mm |
| Single wire, color | brown, blue, white, green, pink, yellow, black, gray, red, violet, gray/pink, red/blue |
| Cable cross section | 0.14 mm ² |
| Conductor material | Tin-plated Cu litz wires |
| Conductor structure signal line | 7x 0.16 mm |
| AWG signal line | 26 |
| Material wire insulation | TPE |
| Thickness, insulation | 0.21 mm (Core insulation) |
| Nominal voltage, cable | 300 V |
| Test voltage, cable | 2000 V AC |

SACC-DSI-M12FS-12CON-M16/2,0 - Device connector rear mounting



1458790

<https://www.phoenixcontact.com/us/products/1458790>

| | |
|---------------------------------|---|
| Cable resistance | ≤ 57.6 mΩ/m |
| Cable insulation resistance | ≥ 20 MΩ*km |
| Ambient temperature (operation) | -40 °C ... 85 °C (cable, fixed installation) |
| | -25 °C ... 85 °C (Cable, flexible installation) |

Environmental and real-life conditions

Ambient conditions

| | |
|---|---|
| Degree of protection | IP67 (When plugged in) |
| | IP65 (When plugged in) |
| | IP65/IP67 |
| Ambient temperature (operation) (male connector/female connector) | -25 °C ... 85 °C (Plug / socket) |
| | -40 °C ... 85 °C (without mechanical actuation) |
| Ambient temperature (operation) (Cable, flexible installation) | -25 °C ... 85 °C (Cable, flexible installation) |
| Ambient temperature (operation) (Cable, fixed installation) | -40 °C ... 85 °C (cable, fixed installation) |
| UL Type Rating | Type 4 (indoor use only) |

Standards and regulations

| | |
|--------------------------|------------------------------|
| Standard designation | M12 circular connector |
| Standards/specifications | according to IEC 61076-2-101 |

SACC-DSI-M12FS-12CON-M16/2,0 - Device connector rear mounting



1458790

<https://www.phoenixcontact.com/us/products/1458790>


Drawings

Schematic diagram



Pin assignment M12, 12-pos., female side view

Circuit diagram



Contact assignment of the M12 socket

SACC-DSI-M12FS-12CON-M16/2,0 - Device connector rear mounting





1458790

<https://www.phoenixcontact.com/us/products/1458790>

Approvals

To download certificates, visit the product detail page: <https://www.phoenixcontact.com/us/products/1458790>

|  UL Recognized Approval ID: E118976-20100522 | | | | |
|---|-----------------------|-----------------------|-------------------|-----------------------------|
| | Nominal voltage U_N | Nominal current I_N | Cross section AWG | Cross section mm^2 |
| keine | | | | |
| | 30 V | 1.5 A | 26 | - |

|  cULus Recognized Approval ID: E221474-20140616 | | | | |
|--|-----------------------|-----------------------|-------------------|-----------------------------|
| | Nominal voltage U_N | Nominal current I_N | Cross section AWG | Cross section mm^2 |
| keine | | | | |
| | 30 V | 1.5 A | 26 | - |

SACC-DSI-M12FS-12CON-M16/2,0 - Device connector rear mounting



1458790

<https://www.phoenixcontact.com/us/products/1458790>

Classifications

ECLASS

| | |
|-------------|----------|
| ECLASS-13.0 | 27440103 |
| ECLASS-15.0 | 27440103 |

ETIM

| | |
|-----------|----------|
| ETIM 10.0 | EC003570 |
|-----------|----------|

UNSPSC

| | |
|-------------|----------|
| UNSPSC 21.0 | 39121400 |
|-------------|----------|

SACC-DSI-M12FS-12CON-M16/2,0 - Device connector rear mounting



1458790

<https://www.phoenixcontact.com/us/products/1458790>

Environmental product compliance

EU RoHS

| | |
|---|------|
| Fulfills EU RoHS substance requirements | Yes |
| Exemption | 6(c) |

China RoHS

| | |
|--|--|
| Environment friendly use period (EFUP) | EFUP-50 An article-related China RoHS declaration table can be found in the download area for the respective article under "Manufacturer declaration". For all articles with EFUP-E, no China RoHS declaration table issued and required. |
|--|--|

EU REACH SVHC

| | |
|-------------------------------------|--------------------------------------|
| REACH candidate substance (CAS No.) | Lead(CAS: 7439-92-1) |
| SCIP | 83dc4129-672a-450c-8cf0-f23e0953d8d5 |

Phoenix Contact 2026 © - all rights reserved
<https://www.phoenixcontact.com>

Phoenix Contact USA
586 Fulling Mill Road
Middletown, PA 17057, United States
(+717) 944-1300
info@phoenixcon.com