

# SACC-DSI-M 8FS-6CON-M12/0,5 - Device connector rear mounting



1453465

<https://www.phoenixcontact.com/us/products/1453465>

Please be informed that the data shown in this PDF document is generated from our online catalog. Please find the complete data in the user documentation. Our general terms of use for downloads are valid.



Device connector rear mounting, 6-position, Socket, straight, M8, A-coding, on free cable end, Individual wires, cable length: 0.5 m, 0.14 mm<sup>2</sup>, PVC litz wire

## Your advantages

- Preassembled with litz wires for immediate use
- Customer-specific assemblies and litz wire lengths available
- Sealed on the litz wire side for optimum leak-tightness
- Standard pin assignments and codings for signal transmission with a uniform design-in design

## Commercial data

Item number	1453465
Packing unit	1 pc
Minimum order quantity	1 pc
Sales key	AB22
Product key	ABQIDC
GTIN	4046356554398
Weight per piece (including packing)	21.74 g
Weight per piece (excluding packing)	20.7 g
Customs tariff number	85444290
Country of origin	DE

# SACC-DSI-M 8FS-6CON-M12/0,5 - Device connector rear mounting



1453465

<https://www.phoenixcontact.com/us/products/1453465>

## Technical data

### Mounting

Mounting type	Rear mounting (M12 x 1, with flat nut)
Tightening torque	1 Nm ... 1.5 Nm (Installation-side)

### Product properties

Product type	Circular connectors (device side)
Application	Data
Number of positions	6
No. of cable outlets	1
Shielded	no
Coding	A
Thread type	M8

### Insulation characteristics

Overvoltage category	II
Degree of pollution	3

### Material specifications

Flammability rating according to UL 94	HB
Seal material	FKM
Contact material	Cu alloy
Contact surface material	Au
Contact carrier material	PUR/PA 6.6
Material for screw connection	Brass, nickel-plated
Conductor material	Tin-plated Cu litz wires

### Electrical properties

Rated surge voltage	0.8 kV
Contact resistance	$\leq 3 \text{ m}\Omega$
Insulation resistance	$\geq 100 \text{ M}\Omega$
Nominal voltage $U_N$	30 V AC 30 V DC
Nominal current $I_N$	1.5 A
Max. conductor resistance	80 $\Omega/\text{km}$

### Connection data

#### Conductor connection

Connection method	Individual wires
Contact connection type	Socket
Conductor cross-section	0.14 mm <sup>2</sup>

# SACC-DSI-M 8FS-6CON-M12/0,5 - Device connector rear mounting



1453465

<https://www.phoenixcontact.com/us/products/1453465>

Tightening torque	1 Nm ... 1.5 Nm (Installation-side)
-------------------	-------------------------------------

## Connector

### Connection 1

Head design	Socket
Head cable outlet	straight
Head thread type	M8
Coding	A

### Connection 2

Head design	free cable end
-------------	----------------

## Cable/line

Cable length	0.5 m
Cable type	PVC litz wire
Wire diameter incl. insulation	1.3 mm ±0.1 mm
Single wire, color	black, brown, blue, white, gray, pink
Cable cross section	0.14 mm <sup>2</sup>
Conductor material	Tin-plated Cu litz wires
Conductor structure signal line	7x 0.16 mm
AWG signal line	26
Material wire insulation	PVC / UL
Thickness, insulation	0.38 mm
Nominal voltage, cable	300 V
Test voltage, cable	2000 V AC
Cable resistance	≥ 80 Ω/km
Cable insulation resistance	≥ 20 MΩ*km
Ambient temperature (operation)	-40 °C ... 105 °C (cable, fixed installation) -10 °C ... 105 °C (Cable, flexible installation)

## Environmental and real-life conditions

### Ambient conditions

Degree of protection	IP67
Ambient temperature (operation) (male connector/female connector)	-25 °C ... 85 °C (Socket)
Ambient temperature (operation) (Cable, fixed installation)	-40 °C ... 105 °C (cable, fixed installation)
Ambient temperature (operation) (Cable, flexible installation)	-10 °C ... 105 °C (Cable, flexible installation)
UL Type Rating	Type 4 (indoor use only)

## Standards and regulations

Standard designation	M8 circular connector
Standards/specifications	according to IEC 61076-2-104

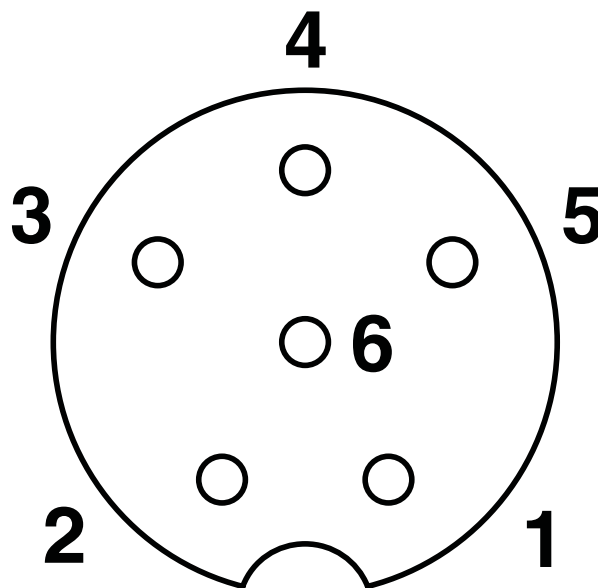
# SACC-DSI-M 8FS-6CON-M12/0,5 - Device connector rear mounting

1453465

<https://www.phoenixcontact.com/us/products/1453465>

## Drawings

Schematic diagram



Pin assignment M8 socket, 6-pos.

# SACC-DSI-M 8FS-6CON-M12/0,5 - Device connector rear mounting





1453465

<https://www.phoenixcontact.com/us/products/1453465>

## Approvals

To download certificates, visit the product detail page: <https://www.phoenixcontact.com/us/products/1453465>

 <b>cUL Recognized</b> Approval ID: E221474-20070307				
	Nominal voltage $U_N$	Nominal current $I_N$	Cross section AWG	Cross section $mm^2$
keine				
	30 V	1.5 A	26	-

 <b>UL Recognized</b> Approval ID: E221474-20070307				
	Nominal voltage $U_N$	Nominal current $I_N$	Cross section AWG	Cross section $mm^2$
keine				
	30 V	1.5 A	26	-

# SACC-DSI-M 8FS-6CON-M12/0,5 - Device connector rear mounting



1453465

<https://www.phoenixcontact.com/us/products/1453465>

## Classifications

### ECLASS

ECLASS-13.0	27440103
ECLASS-15.0	27440103

### ETIM

ETIM 10.0	EC003570
-----------	----------

### UNSPSC

UNSPSC 21.0	39121400
-------------	----------

# SACC-DSI-M 8FS-6CON-M12/0,5 - Device connector rear mounting



1453465

<https://www.phoenixcontact.com/us/products/1453465>

## Environmental product compliance

### EU RoHS

Fulfills EU RoHS substance requirements	Yes
Exemption	6(c)

### China RoHS

Environment friendly use period (EFUP)	EFUP-50
	An article-related China RoHS declaration table can be found in the download area for the respective article under "Manufacturer declaration". For all articles with EFUP-E, no China RoHS declaration table issued and required.

### EU REACH SVHC

REACH candidate substance (CAS No.)	Lead(CAS: 7439-92-1)
SCIP	2adbd319-2cee-402b-a344-2693e805cc91

### EF3.1 Climate Change

CO2e kg	1.342 kg CO2e
---------	---------------

Phoenix Contact 2026 © - all rights reserved  
<https://www.phoenixcontact.com>

Phoenix Contact USA  
586 Fulling Mill Road  
Middletown, PA 17057, United States  
(+717) 944-1300  
[info@phoenixcon.com](mailto:info@phoenixcon.com)