

# SACCBP-FS-12CON-M16/1,0-PVCSCO - Device connector rear mounting



1442188

<https://www.phoenixcontact.com/us/products/1442188>

Please be informed that the data shown in this PDF document is generated from our online catalog. Please find the complete data in the user documentation. Our general terms of use for downloads are valid.



Device connector rear mounting, Universal, 12-position, PVC/PVC, black RAL 9005, shielded, Socket, straight, M12-SPEEDCON, A-coding, on free cable end, Cable connection, cable length: 1 m, 0.14 mm<sup>2</sup>, PVC black, this item is expected to be lead-free from Q2 2026 in accordance with RoHS II without exception 6c (Pb < 0.1%), a lead-free alternative is possible on request in advance

## Your advantages

- Preassembled with cables in various standard lengths for immediate use
- Customer-specific assemblies and cable lengths can be supplied
- Sealed on the cable side for optimum tightness of seal
- For high transmission safety: shield connection to the housing with optional EMC nut

## Commercial data

Item number	1442188
Packing unit	1 pc
Minimum order quantity	1 pc
Sales key	AB25
Product key	ABQDGG
GTIN	4046356533379
Weight per piece (including packing)	96 g
Weight per piece (excluding packing)	90.268 g
Customs tariff number	85444290
Country of origin	DE

# SACCBP-FS-12CON-M16/1,0-PVCSCO - Device connector rear mounting



1442188

<https://www.phoenixcontact.com/us/products/1442188>

## Technical data

### Notes

Notes on operation	The electrical and mechanical data specified assume that the connector pair is correctly locked and mounted. If the connector is unlocked and if there is a danger of contamination, the connector must be sealed using a protective cap > IP54. Influences arising from litz wires, cables or PCB assembly must also be taken into consideration.
Order information:	Lock nut is included in the scope of delivery

### Mounting

Mounting type	Rear mounting (M16 x 1.5, with flat nut)
Tightening torque	3 Nm ... 4 Nm (Installation-side)

### Product properties

Product type	Circular connectors (device side)
Application	Signal
Number of positions	12
No. of cable outlets	1
Shielded	yes
Coding	A
Thread type	M12

### Insulation characteristics

Overvoltage category	II
Degree of pollution	3

### Material specifications

Material Housing	GD-Zn
Material Housing surface	Ni
Flammability rating according to UL 94	V0
Seal material	FKM
Contact material	CuZn
Contact surface material	Au
Contact carrier material	PA 6.6
Outer sheath, material	PVC
Conductor material	Tin-plated Cu litz wires

### Electrical properties

Rated surge voltage	0.8 kV
Contact resistance	≤ 3 mΩ
Insulation resistance	≥ 100 MΩ
Nominal voltage U <sub>N</sub>	30 V

# SACCBP-FS-12CON-M16/1,0-PVCSCO - Device connector rear mounting



1442188

<https://www.phoenixcontact.com/us/products/1442188>

Nominal current $I_N$	1.5 A
Max. conductor resistance	142 $\Omega$ /km

## Connection data

### Conductor connection

Connection method	Cable connection
Contact connection type	Socket
Conductor cross-section	6x 2x 0.14 mm <sup>2</sup>
Tightening torque	3 Nm ... 4 Nm (Installation-side)

## Mechanical properties

### Mechanical data

Insertion/withdrawal cycles	> 100
-----------------------------	-------

## Connector

### Connection 1

Head design	Socket
Head cable outlet	straight
Head thread type	M12
Head locking type	SPEEDCON
Coding	A

### Connection 2

Head design	free cable end
-------------	----------------

## Cable/line

Cable length	1 m
Cable type	PVC black
Signal type/category	Universal
External cable diameter	7.00 mm $\pm$ 0.03 mm
Outer sheath, material	PVC
External sheath, color	black RAL 9005
Wire diameter incl. insulation	1 mm $\pm$ 0.05 mm
Single wire, color	white-brown, green-yellow, gray-pink, blue-red, black-violet, gray/pink-red/blue
Cable cross section	6x 2x 0.14 mm <sup>2</sup>
Material, inner sheath	PVC
Conductor material	Tin-plated Cu litz wires
Conductor structure signal line	18x 0.10 mm
AWG signal line	26
Material wire insulation	PVC
Thickness, insulation	0.21 mm

# SACCBP-FS-12CON-M16/1,0-PVCSCO - Device connector rear mounting



1442188

<https://www.phoenixcontact.com/us/products/1442188>

Overall twist	Six pairs around the filler to the core
Shielding	Tinned copper braided shield
Optical shield covering	85 %
Nominal voltage, cable	300 V
Test voltage, cable	1500 V AC
Cable resistance	142 Ω/km (at 20 °C)
Smallest bending radius, fixed installation	42 mm
Smallest bending radius, movable installation	105 mm
Resistance to oil	in accordance with DIN EN 60811-404
Flame resistance	IEC 60332-1-2, IEC 60332-1, FT1, VW-1
Other resistance	Hydrolysis and microbe resistant as per VDE 0282 section 10
Ambient temperature (operation)	-40 °C ... 85 °C (cable, fixed installation) -25 °C ... 85 °C (Cable, flexible installation)

## Environmental and real-life conditions

### Ambient conditions

Degree of protection	IP67 (When plugged in)
	IP65 (When plugged in)
	IP65/IP67
Ambient temperature (operation) (male connector/female connector)	-25 °C ... 85 °C (Plug / socket)
	-40 °C ... 85 °C (without mechanical actuation)
Ambient temperature (operation) (Cable, flexible installation)	-25 °C ... 85 °C (Cable, flexible installation)
Ambient temperature (operation) (Cable, fixed installation)	-40 °C ... 85 °C (cable, fixed installation)
Resistance to oil	in accordance with DIN EN 60811-404
UL Type Rating	Type 4 (indoor use only)

## Standards and regulations

Flame resistance	IEC 60332-1-2, IEC 60332-1, FT1, VW-1
Resistance to oil	in accordance with DIN EN 60811-404
Other resistance	Hydrolysis and microbe resistant as per VDE 0282 section 10
Standard designation	M12 circular connector
Standards/specifications	according to IEC 61076-2-101

# SACCBP-FS-12CON-M16/1,0-PVCSCO - Device connector rear mounting



1442188

<https://www.phoenixcontact.com/us/products/1442188>

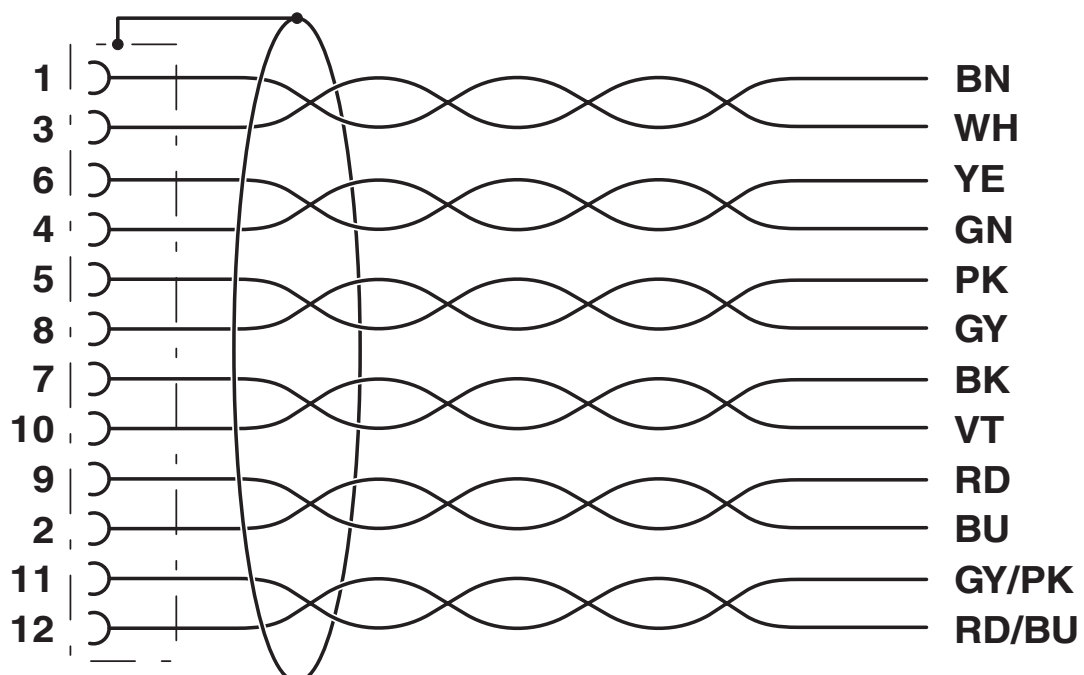
## Drawings

Schematic diagram



Pin assignment M12 socket, 12-pos., A-coded, view female side

Circuit diagram



Contact assignment of the M12 socket

# SACCBP-FS-12CON-M16/1,0-PVCSCO - Device connector rear mounting





1442188

<https://www.phoenixcontact.com/us/products/1442188>

## Approvals

To download certificates, visit the product detail page: <https://www.phoenixcontact.com/us/products/1442188>

 <b>cUL Recognized</b> Approval ID: E221474-20220907				
	Nominal voltage $U_N$	Nominal current $I_N$	Cross section AWG	Cross section $\text{mm}^2$
keine				
	30 V	1.5 A	26	-

 <b>UL Recognized</b> Approval ID: E221474-20220907				
	Nominal voltage $U_N$	Nominal current $I_N$	Cross section AWG	Cross section $\text{mm}^2$
keine				
	30 V	1.5 A	26	-

# SACCBP-FS-12CON-M16/1,0-PVCSCO - Device connector rear mounting



1442188

<https://www.phoenixcontact.com/us/products/1442188>

## Classifications

### ECLASS

ECLASS-13.0	27440103
ECLASS-15.0	27440103

### ETIM

ETIM 10.0	EC003570
-----------	----------

### UNSPSC

UNSPSC 21.0	39121400
-------------	----------

# SACCBP-FS-12CON-M16/1,0-PVCSCO - Device connector rear mounting



1442188

<https://www.phoenixcontact.com/us/products/1442188>

## Environmental product compliance

### EU RoHS

Fulfills EU RoHS substance requirements	Yes
Exemption	6(c)

### China RoHS

Environment friendly use period (EFUP)	EFUP-50
	An article-related China RoHS declaration table can be found in the download area for the respective article under "Manufacturer declaration". For all articles with EFUP-E, no China RoHS declaration table issued and required.

### EU REACH SVHC

REACH candidate substance (CAS No.)	Lead(CAS: 7439-92-1)
SCIP	45b7fbe8-0314-409a-9c26-0f2c84485f69

Phoenix Contact 2026 © - all rights reserved  
<https://www.phoenixcontact.com>

Phoenix Contact USA  
586 Fulling Mill Road  
Middletown, PA 17057, United States  
(+717) 944-1300  
[info@phoenixcon.com](mailto:info@phoenixcon.com)