

# SACCBP-MSB-2CON-PG9/0,5-910SCO - Device connector rear mounting



1437481

<https://www.phoenixcontact.com/us/products/1437481>

Please be informed that the data shown in this PDF document is generated from our online catalog. Please find the complete data in the user documentation. Our general terms of use for downloads are valid.



Device connector rear mounting, PROFIBUS, 2-position, Pin, straight, M12-SPEEDCON, B-coding, on free cable end, Bus line, cable length: 0.5 m, this item is expected to be lead-free from Q3 2026 in accordance with RoHS II without exception 6c (Pb < 0.1%), a lead-free alternative is possible on request in advance

## Your advantages

- Preassembled with cables in various standard lengths for immediate use
- Customer-specific assemblies and cable lengths can be supplied
- Sealed on the cable side for optimum tightness of seal
- Cable designs for all common networks and fieldbuses
- For high transmission safety: shield connection to the housing with optional EMC nut

## Commercial data

|                                      |               |
|--------------------------------------|---------------|
| Item number                          | 1437481       |
| Packing unit                         | 1 pc          |
| Minimum order quantity               | 1 pc          |
| Sales key                            | AB25          |
| Product key                          | ABQDGB        |
| GTIN                                 | 4046356457613 |
| Weight per piece (including packing) | 54.1 g        |
| Weight per piece (excluding packing) | 47.044 g      |
| Customs tariff number                | 85444290      |
| Country of origin                    | DE            |

# SACCBP-MSB-2CON-PG9/0,5-910SCO - Device connector rear mounting



1437481

<https://www.phoenixcontact.com/us/products/1437481>

## Technical data

### Notes

|                    |  |
|--------------------|--|
| Notes on operation | The electrical and mechanical data specified assume that the connector pair is correctly locked and mounted. If the connector is unlocked and if there is a danger of contamination, the connector must be sealed using a protective cap > IP54. Influences arising from litz wires, cables or PCB assembly must also be taken into consideration. |
| Order information: | Lock nut is included in the scope of delivery  |

### Safety note

|             |  |
|-------------|--|
| Safety note | <p>WARNING: The connectors may not be plugged in or disconnected under load. Ignoring the warning or improper use may damage persons and/or property.</p> <ul style="list-style-type: none"><li>• WARNING: Commission properly functioning products only. The products must be regularly inspected for damage. Decommission defective products immediately. Replace damaged products. Repairs are not possible.</li><li>• WARNING: Only electrically qualified personnel may install and operate the product. They must observe the following safety notes. The qualified personnel must be familiar with the basics of electrical engineering. They must be able to recognize and prevent danger. The relevant symbol on the packaging indicates that only personnel familiar with electrical engineering are allowed to install and operate the product.</li><li>• The products are suitable for applications in plant, controller, and electrical device engineering.</li><li>• When operating the connectors in outdoor applications, they must be separately protected against environmental influences.</li><li>• Assembled products may not be manipulated or improperly opened.</li><li>• Only use mating connectors that are specified in the technical data of the standards listed (e.g. the ones listed in the product accessories online at <a href="https://www.phoenixcontact.com/products">phoenixcontact.com/products</a>).</li><li>• When using the product in direct connection with third-party manufacturers, the user is responsible.</li><li>• For operating voltages &gt; 50 V AC, conductive connector housings must be grounded</li><li>• Ensure that when laying the cable, the tensile load on the connectors does not exceed the upper limit specified in the standards.</li><li>• Observe the corresponding technical data. You will find information:<ul style="list-style-type: none"><li>o On the product</li><li>o On the packing label</li><li>o In the supplied documentation</li><li>o Online at <a href="https://www.phoenixcontact.com/products">phoenixcontact.com/products</a> under the product</li></ul></li><li>• Only use tools recommended by Phoenix Contact</li><li>• Use a protective cap to protect connectors that are not in use. The suitable accessories are available online in the accessory</li></ul> |
|-------------|--|

# SACCBP-MSB-2CON-PG9/0,5-910SCO - Device connector rear mounting



1437481

<https://www.phoenixcontact.com/us/products/1437481>

|  |   |
|--|---|
|  | section of the product at <a href="https://www.phoenixcontact.com/products">phoenixcontact.com/products</a>   |
|  | <ul style="list-style-type: none"><li>• Ensure that the protective or functional ground has been properly connected.</li><li>• VDE 0100/1.97 § 411.1.3.2 and DIN EN 60 204/11.98 § 14.1.3 are applicable when combining several circuits in a cable and/or connector</li><li>• The connector warms up in normal operation. Depending on the ambient conditions, the surface of the connector can continue to warm up. In this case, the user is responsible for posting warnings (e.g. DIN EN ISO 13732-1:2008-12).</li></ul> |

## Mounting

|                   |                     |
|-------------------|---------------------|
| Mounting type     | Rear mounting (Pg9) |
| Tightening torque | 2 Nm ... 3 Nm       |

## Product properties

|                      |                                   |
|----------------------|-----------------------------------|
| Product type         | Circular connectors (device side) |
| Application          | Data                              |
| Sensor type          | PROFIBUS                          |
| Number of positions  | 2                                 |
| No. of cable outlets | 1                                 |
| Coding               | B                                 |
| Thread type          | M12                               |

## Insulation characteristics

|                      |    |
|----------------------|----|
| Overvoltage category | II |
| Degree of pollution  | 3  |

## Material specifications

|  |        |
|--|--------|
| Material Housing                       | GD-Zn  |
| Material Housing surface               | Ni     |
| Material Insulating body               | PA 6.6 |
| Material Contact                       | CuZn   |
| Material Contact surface               | Au     |
| Material Seal                          | FKM    |
| Flammability rating according to UL 94 | V0     |
| Contact carrier color                  | violet |

## Electrical properties

|                       |  |
|-----------------------|--|
| Rated surge voltage   | 1.5 kV   |
| Contact resistance    | $\leq 3 \text{ m}\Omega$   |
| Insulation resistance | $\geq 100 \text{ M}\Omega$   |
| Nominal voltage $U_N$ | 48 V AC<br>60 V DC   |
| Nominal current $I_N$ | 4 A (Plug/socket in accordance with IEC 61076-2-101, cable technical data is to be observed) |

# SACCBP-MSB-2CON-PG9/0,5-910SCO - Device connector rear mounting



1437481

<https://www.phoenixcontact.com/us/products/1437481>

|                     |        |
|---------------------|--------|
| Transmission medium | Copper |
|---------------------|--------|

## Connection data

### Conductor connection

|                         |               |
|-------------------------|---------------|
| Connection method       | Bus line      |
| Contact connection type | Pin           |
| Tightening torque       | 2 Nm ... 3 Nm |

## Mechanical properties

### Mechanical data

|                             |       |
|-----------------------------|-------|
| Insertion/withdrawal cycles | > 100 |
|-----------------------------|-------|

## Connector

### Connection 1

|                   |          |
|-------------------|----------|
| Head design       | Pin      |
| Head cable outlet | straight |
| Head thread type  | M12      |
| Head locking type | SPEEDCON |
| Coding            | B        |


### Connection 2

|             |                |
|-------------|----------------|
| Head design | free cable end |
|-------------|----------------|

## Cable/line

|              |       |
|--------------|-------|
| Cable length | 0.5 m |
|--------------|-------|

### PROFIBUS [910]

|                         |  |
|-------------------------|--|
| Dimensional drawing     |  |
| UL AWM Style            | 21198 (80°C/300 V)   |
| Number of positions     | 2  |
| Shielded                | yes  |
| Cable type              | PROFIBUS [910]   |
| Conductor structure     | 1x2xAWG24/19   |
| AWG signal line         | 24   |
| Conductor cross-section | 2x 0.25 mm <sup>2</sup> (Signal line)  |

# SACCBP-MSB-2CON-PG9/0,5-910SCO - Device connector rear mounting



1437481

<https://www.phoenixcontact.com/us/products/1437481>

|   |   |
|---|---|
| Wire diameter incl. insulation                | 2.55 mm ±0.05 mm  |
| External cable diameter                       | 7.70 mm ±0.02 mm  |
| Outer sheath, material                        | PUR   |
| External sheath, color                        | red lilac RAL 4001  |
| Conductor material                            | Tin-plated Cu litz wires  |
| Single wire, color                            | red, green  |
| Overall twist                                 | 2 cores with 2 fillers to the core  |
| Optical shield covering                       | 80 %  |
| Insulation resistance                         | ≥ 5 GΩ*km   |
| Wave impedance                                | 150 Ω ±10 % (3 MHz ... 20 MHz)  |
| Nominal voltage, cable                        | ≤ 125 V   |
| Test voltage Core/Core                        | 2000 V (50 Hz, 1 min.)  |
| Test voltage Core/Shield                      | 2000.00 V (50 Hz, 1 min.)   |
| Minimum bending radius, fixed installation    | 4 x D   |
| Minimum bending radius, flexible installation | 8 x D   |
| Dynamic load capacity (bending)               | Max. bending cycles: 4000000, Bending radius: 65 mm, Bending radius: 15 x D, Traversing path: 4.5 m, Traversing rate: 3 m/s, Acceleration: 3 m/s <sup>2</sup>                               |
| Shield attenuation                            | ≤ 4.9 dB (at 16 MHz)<br>≤ 4.9 dB (at 4 MHz)<br>≤ 0.5 dB (at 38.4 kHz)<br>≤ 0.3 dB (at 9.6 kHz)  |
| Halogen-free                                  | in accordance with DIN VDE 0472 part 815<br>according to IEC 60754-1  |
| Flame resistance                              | UL 1581, Section 1060 and UL 2556, Section 9.3 (FT1)<br>UL 1581, Section 1100 and UL 2556, Section 9.1 (HFT/FT2)<br>IEC 60332-1-2   |
| Resistance to oil                             | in accordance with DIN EN 60811-404   |
| Ambient temperature (operation)               | -40 °C ... 80 °C (cable, fixed installation)<br>-30 °C ... 70 °C (Cable, flexible installation)<br>-20 °C ... 60 °C (for installation)<br>-20 °C ... 60 °C (cable, drag chain applications) |

## Environmental and real-life conditions

### Ambient conditions

|   |   |
|---|---|
| Degree of protection  | IP67 (When plugged in)<br>IP65 (When plugged in)<br>IP65/IP67       |
| Ambient temperature (operation) (male connector/female connector) | -25 °C ... 85 °C<br>-40 °C ... 85 °C (without mechanical actuation) |
| UL Type Rating  | Type 4 (indoor use only)  |

## Standards and regulations

# SACCBP-MSB-2CON-PG9/0,5-910SCO - Device connector rear mounting



1437481

<https://www.phoenixcontact.com/us/products/1437481>

|                          |                              |
|--------------------------|------------------------------|
| Standard designation     | M12 circular connector       |
| Standards/specifications | according to IEC 61076-2-101 |

# SACCBP-MSB-2CON-PG9/0,5-910SCO - Device connector rear mounting

1437481

<https://www.phoenixcontact.com/us/products/1437481>

## Drawings

Schematic diagram



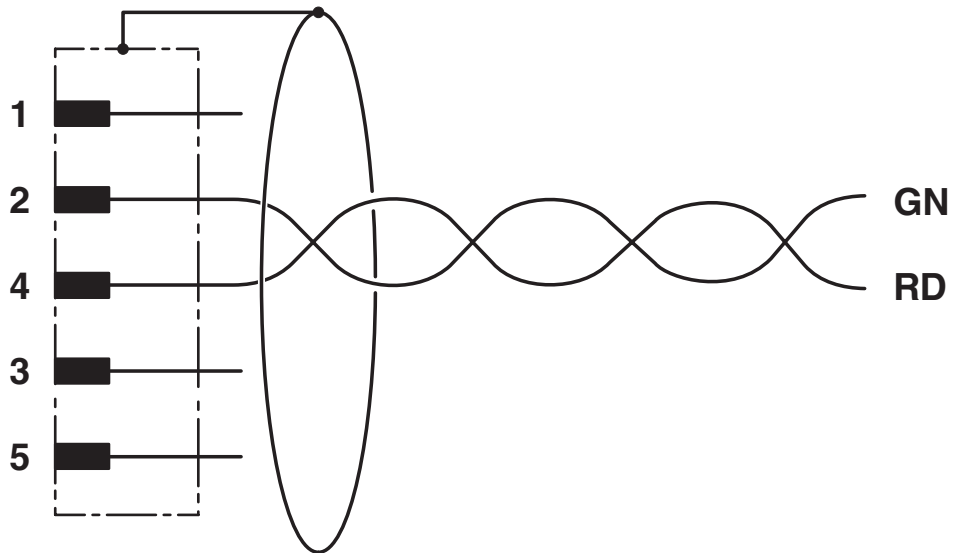
Pin assignment M12 male connector, 5-pos., B-coded, male side

# SACCBP-MSB-2CON-PG9/0,5-910SCO - Device connector rear mounting

1437481

<https://www.phoenixcontact.com/us/products/1437481>

Circuit diagram



Contact assignment of the M12 plug

# SACCBP-MSB-2CON-PG9/0,5-910SCO - Device connector rear mounting





1437481

<https://www.phoenixcontact.com/us/products/1437481>

## Approvals

To download certificates, visit the product detail page: <https://www.phoenixcontact.com/us/products/1437481>

|  <b>UL Recognized</b><br>Approval ID: E221474-20220907 |                       |                       |                   |                      |
|---|-----------------------|-----------------------|-------------------|----------------------|
|   | Nominal voltage $U_N$ | Nominal current $I_N$ | Cross section AWG | Cross section $mm^2$ |
| keine   |                       |                       |                   |                      |
|   | 60 V                  | 2 A                   | - 24              | -                    |

|  <b>cUL Recognized</b><br>Approval ID: E221474-20220907 |                       |                       |                   |                      |
|--|-----------------------|-----------------------|-------------------|----------------------|
|  | Nominal voltage $U_N$ | Nominal current $I_N$ | Cross section AWG | Cross section $mm^2$ |
| keine  |                       |                       |                   |                      |
|  | 60 V                  | 1.5 A                 | 24                | -                    |

|  <b>UL Recognized</b><br>Approval ID: E118976-20100522 |                       |                       |                   |                      |
|---|-----------------------|-----------------------|-------------------|----------------------|
|   | Nominal voltage $U_N$ | Nominal current $I_N$ | Cross section AWG | Cross section $mm^2$ |
| keine   |                       |                       |                   |                      |
|   | 60 V                  | 4 A                   | -                 | -                    |

# SACCBP-MSB-2CON-PG9/0,5-910SCO - Device connector rear mounting



1437481

<https://www.phoenixcontact.com/us/products/1437481>

## Classifications

### ECLASS

|             |          |
|-------------|----------|
| ECLASS-13.0 | 27440103 |
| ECLASS-15.0 | 27440103 |

### ETIM

|           |          |
|-----------|----------|
| ETIM 10.0 | EC003570 |
|-----------|----------|

### UNSPSC

|             |          |
|-------------|----------|
| UNSPSC 21.0 | 39121400 |
|-------------|----------|

# SACCBP-MSB-2CON-PG9/0,5-910SCO - Device connector rear mounting



1437481

<https://www.phoenixcontact.com/us/products/1437481>

## Environmental product compliance

### EU RoHS

|   |      |
|---|------|
| Fulfills EU RoHS substance requirements | Yes  |
| Exemption                               | 6(c) |

### China RoHS

|  |   |
|--|---|
| Environment friendly use period (EFUP) | EFUP-50   |
|  | An article-related China RoHS declaration table can be found in the download area for the respective article under "Manufacturer declaration". For all articles with EFUP-E, no China RoHS declaration table issued and required. |

### EU REACH SVHC

|                                     |                                      |
|-------------------------------------|--------------------------------------|
| REACH candidate substance (CAS No.) | Lead(CAS: 7439-92-1)                 |
| SCIP                                | 143243e8-7b79-4f99-bbc0-4a0d7b2227d7 |

Phoenix Contact 2026 © - all rights reserved  
<https://www.phoenixcontact.com>

Phoenix Contact USA  
586 Fulling Mill Road  
Middletown, PA 17057, United States  
(+717) 944-1300  
[info@phoenixcon.com](mailto:info@phoenixcon.com)