


# SACCBP-FSB-2CON-PG9/2,0-910SCO - Device connector rear mounting



1437465

<https://www.phoenixcontact.com/us/products/1437465>

Please be informed that the data shown in this PDF document is generated from our online catalog. Please find the complete data in the user documentation. Our general terms of use for downloads are valid.



Device connector rear mounting, PROFIBUS, 2-position, Socket, straight, M12-SPEEDCON, B-coding, on free cable end, Bus line, cable length: 2 m, this item is expected to be lead-free from Q3 2026 in accordance with RoHS II without exception 6c (Pb < 0.1%), a lead-free alternative is possible on request in advance

## Your advantages

- Preassembled with cables in various standard lengths for immediate use
- Customer-specific assemblies and cable lengths can be supplied
- Sealed on the cable side for optimum tightness of seal
- Cable designs for all common networks and fieldbuses
- For high transmission safety: shield connection to the housing with optional EMC nut

## Commercial data

Item number	1437465
Packing unit	1 pc
Minimum order quantity	1 pc
Sales key	AB25
Product key	ABQDGH
GTIN	4046356457590
Weight per piece (including packing)	138.7 g
Weight per piece (excluding packing)	134.938 g
Customs tariff number	85444290
Country of origin	DE

# SACCBP-FSB-2CON-PG9/2,0-910SCO - Device connector rear mounting



1437465

<https://www.phoenixcontact.com/us/products/1437465>

## Technical data

### Notes

Notes on operation	The electrical and mechanical data specified assume that the connector pair is correctly locked and mounted. If the connector is unlocked and if there is a danger of contamination, the connector must be sealed using a protective cap > IP54. Influences arising from litz wires, cables or PCB assembly must also be taken into consideration.
Order information:	Lock nut is included in the scope of delivery

### Safety note

Safety note	WARNING: The connectors may not be plugged in or disconnected under load. Ignoring the warning or improper use may damage persons and/or property.
	<ul style="list-style-type: none"> <li>• WARNING: Commission properly functioning products only. The products must be regularly inspected for damage. Decommission defective products immediately. Replace damaged products. Repairs are not possible.</li> </ul>
	<ul style="list-style-type: none"> <li>• WARNING: Only electrically qualified personnel may install and operate the product. They must observe the following safety notes. The qualified personnel must be familiar with the basics of electrical engineering. They must be able to recognize and prevent danger. The relevant symbol on the packaging indicates that only personnel familiar with electrical engineering are allowed to install and operate the product.</li> </ul>
	<ul style="list-style-type: none"> <li>• The products are suitable for applications in plant, controller, and electrical device engineering.</li> </ul>
	<ul style="list-style-type: none"> <li>• When operating the connectors in outdoor applications, they must be separately protected against environmental influences.</li> </ul>
	<ul style="list-style-type: none"> <li>• Assembled products may not be manipulated or improperly opened.</li> </ul>
	<ul style="list-style-type: none"> <li>• Only use mating connectors that are specified in the technical data of the standards listed (e.g. the ones listed in the product accessories online at <a href="https://www.phoenixcontact.com/products">phoenixcontact.com/products</a>).</li> </ul>
	<ul style="list-style-type: none"> <li>• When using the product in direct connection with third-party manufacturers, the user is responsible.</li> </ul>
	<ul style="list-style-type: none"> <li>• For operating voltages &gt; 50 V AC, conductive connector housings must be grounded</li> </ul>
	<ul style="list-style-type: none"> <li>• Ensure that when laying the cable, the tensile load on the connectors does not exceed the upper limit specified in the standards.</li> </ul>
	<ul style="list-style-type: none"> <li>• Observe the corresponding technical data. You will find information:                             <ul style="list-style-type: none"> <li>o On the product</li> <li>o On the packing label</li> <li>o In the supplied documentation</li> <li>o Online at <a href="https://www.phoenixcontact.com/products">phoenixcontact.com/products</a> under the product</li> </ul> </li> </ul>
	<ul style="list-style-type: none"> <li>• Only use tools recommended by Phoenix Contact</li> </ul>
	<ul style="list-style-type: none"> <li>• Use a protective cap to protect connectors that are not in use. The suitable accessories are available online in the accessory</li> </ul>

# SACCBP-FSB-2CON-PG9/2,0-910SCO - Device connector rear mounting



1437465

<https://www.phoenixcontact.com/us/products/1437465>

	section of the product at <a href="https://www.phoenixcontact.com/products">phoenixcontact.com/products</a>
	<ul style="list-style-type: none"><li>• Ensure that the protective or functional ground has been properly connected.</li><li>• VDE 0100/1.97 § 411.1.3.2 and DIN EN 60 204/11.98 § 14.1.3 are applicable when combining several circuits in a cable and/or connector</li><li>• The connector warms up in normal operation. Depending on the ambient conditions, the surface of the connector can continue to warm up. In this case, the user is responsible for posting warnings (e.g. DIN EN ISO 13732-1:2008-12).</li></ul>

## Mounting

Mounting type	Rear mounting (Pg9)
Tightening torque	2 Nm ... 3 Nm

## Product properties

Product type	Circular connectors (device side)
Application	Data
Number of positions	2
No. of cable outlets	1
Coding	B
Thread type	M12

## Insulation characteristics

Overvoltage category	II
Degree of pollution	3

## Material specifications

Material Housing	GD-Zn
Material Housing surface	Ni
Flammability rating according to UL 94	V0
Seal material	FKM
Contact material	CuZn
Contact surface material	Ni/Au
Contact carrier material	PA 6.6
Contact carrier color	violet

## Electrical properties

Rated surge voltage	1.5 kV
Contact resistance	≤ 3 mΩ
Insulation resistance	≥ 100 MΩ
Nominal voltage U <sub>N</sub>	48 V AC 60 V DC
Nominal current I <sub>N</sub>	4 A (Plug/socket in accordance with IEC 61076-2-101, cable technical data is to be observed)
Transmission medium	Copper

# SACCBP-FSB-2CON-PG9/2,0-910SCO - Device connector rear mounting

1437465

<https://www.phoenixcontact.com/us/products/1437465>

## Connection data

### Conductor connection

Connection method	Bus line
Contact connection type	Socket
Tightening torque	2 Nm ... 3 Nm

## Mechanical properties

### Mechanical data

Insertion/withdrawal cycles	> 100
-----------------------------	-------

## Connector

### Connection 1

Head design	Socket
Head cable outlet	straight
Head thread type	M12
Head locking type	SPEEDCON
Coding	B


### Connection 2

Head design	free cable end
-------------	----------------

## Cable/line

Cable length	2 m
--------------	-----

### PROFIBUS [910]

Dimensional drawing	
UL AWM Style	21198 (80°C/300 V)
Number of positions	2
Shielded	yes
Cable type	PROFIBUS [910]
Conductor structure	1x2xAWG24/19
AWG signal line	24
Conductor cross-section	2x 0.25 mm <sup>2</sup> (Signal line)
Wire diameter incl. insulation	2.55 mm ±0.05 mm

# SACCBP-FSB-2CON-PG9/2,0-910SCO - Device connector rear mounting



1437465

<https://www.phoenixcontact.com/us/products/1437465>

External cable diameter	7.70 mm ±0.02 mm
Outer sheath, material	PUR
External sheath, color	red lilac RAL 4001
Conductor material	Tin-plated Cu litz wires
Single wire, color	red, green
Overall twist	2 cores with 2 fillers to the core
Optical shield covering	80 %
Insulation resistance	≥ 5 GΩ*km
Wave impedance	150 Ω ±10 % (3 MHz ... 20 MHz)
Nominal voltage, cable	≤ 125 V
Test voltage Core/Core	2000 V (50 Hz, 1 min.)
Test voltage Core/Shield	2000.00 V (50 Hz, 1 min.)
Minimum bending radius, fixed installation	4 x D
Minimum bending radius, flexible installation	8 x D
Dynamic load capacity (bending)	Max. bending cycles: 4000000, Bending radius: 65 mm, Bending radius: 15 x D, Traversing path: 4.5 m, Traversing rate: 3 m/s, Acceleration: 3 m/s <sup>2</sup>
Shield attenuation	≤ 4.9 dB (at 16 MHz) ≤ 4.9 dB (at 4 MHz) ≤ 0.5 dB (at 38.4 kHz) ≤ 0.3 dB (at 9.6 kHz)
Halogen-free	in accordance with DIN VDE 0472 part 815 according to IEC 60754-1
Flame resistance	UL 1581, Section 1060 and UL 2556, Section 9.3 (FT1) UL 1581, Section 1100 and UL 2556, Section 9.1 (HFT/FT2) IEC 60332-1-2
Resistance to oil	in accordance with DIN EN 60811-404
Ambient temperature (operation)	-40 °C ... 80 °C (cable, fixed installation) -30 °C ... 70 °C (Cable, flexible installation) -20 °C ... 60 °C (for installation) -20 °C ... 60 °C (cable, drag chain applications)

## Environmental and real-life conditions

### Ambient conditions

Degree of protection	IP67 (When plugged in)
	IP65 (When plugged in)
	IP65/IP67
Ambient temperature (operation) (male connector/female connector)	-25 °C ... 85 °C (Plug / socket)
	-40 °C ... 85 °C (without mechanical actuation)
UL Type Rating	Type 4 (indoor use only)

## Standards and regulations

Standard designation	M12 circular connector
----------------------	------------------------

# SACCBP-FSB-2CON-PG9/2,0-910SCO - Device connector rear mounting



1437465

<https://www.phoenixcontact.com/us/products/1437465>

Standards/specifications

according to IEC 61076-2-101

# SACCBP-FSB-2CON-PG9/2,0-910SCO - Device connector rear mounting

1437465

<https://www.phoenixcontact.com/us/products/1437465>

## Drawings

Schematic diagram



Pin assignment M12 socket, 5-pos., B-coded, female side

Circuit diagram



Contact assignment of the M12 socket

# SACCBP-FSB-2CON-PG9/2,0-910SCO - Device connector rear mounting





1437465


<https://www.phoenixcontact.com/us/products/1437465>

## Approvals

To download certificates, visit the product detail page: <https://www.phoenixcontact.com/us/products/1437465>

 <b>UL Recognized</b> Approval ID: E221474-20220907				
	Nominal voltage $U_N$	Nominal current $I_N$	Cross section AWG	Cross section $mm^2$
keine				
	60 V	2 A	- 24	-

 <b>cUL Recognized</b> Approval ID: E221474-20220907				
	Nominal voltage $U_N$	Nominal current $I_N$	Cross section AWG	Cross section $mm^2$
keine				
	60 V	1.5 A	24	-

 <b>UL Recognized</b> Approval ID: E118976-20100522				
	Nominal voltage $U_N$	Nominal current $I_N$	Cross section AWG	Cross section $mm^2$
keine				
	60 V	4 A	-	-

# SACCBP-FSB-2CON-PG9/2,0-910SCO - Device connector rear mounting



1437465

<https://www.phoenixcontact.com/us/products/1437465>

## Classifications

### ECLASS

ECLASS-13.0	27440103
ECLASS-15.0	27440103

### ETIM

ETIM 10.0	EC003570
-----------	----------

### UNSPSC

UNSPSC 21.0	39121400
-------------	----------

# SACCBP-FSB-2CON-PG9/2,0-910SCO - Device connector rear mounting



1437465

<https://www.phoenixcontact.com/us/products/1437465>

## Environmental product compliance

### EU RoHS

Fulfills EU RoHS substance requirements	Yes
Exemption	6(c)

### China RoHS

Environment friendly use period (EFUP)	EFUP-50
	An article-related China RoHS declaration table can be found in the download area for the respective article under "Manufacturer declaration". For all articles with EFUP-E, no China RoHS declaration table issued and required.

### EU REACH SVHC

REACH candidate substance (CAS No.)	Lead(CAS: 7439-92-1)
SCIP	76825312-1627-4238-8ec5-f5ec4700f3bb

Phoenix Contact 2026 © - all rights reserved  
<https://www.phoenixcontact.com>

Phoenix Contact USA  
586 Fulling Mill Road  
Middletown, PA 17057, United States  
(+717) 944-1300  
[info@phoenixcon.com](mailto:info@phoenixcon.com)