

SACC-DSI-MS-17CON-L180 SCO SH - Device connector rear mounting



1436819

<https://www.phoenixcontact.com/us/products/1436819>

Please be informed that the data shown in this PDF document is generated from our online catalog. Please find the complete data in the user documentation. Our general terms of use for downloads are valid.



Device connector rear mounting, 17-position, Pin, straight, M12-SPEEDCON, A-coding, Wave soldering, this item is expected to be lead-free from Q2 2026 in accordance with RoHS II without exception 6c (Pb < 0.1%), a lead-free alternative is possible on request in advance

Your advantages

- Easy PCB assembly: one-piece connectors for wave soldering
- All standard pin assignments and codings for signal, data, and power transmission with a uniform design-in design
- SPEEDCON fast locking system reduces cabling times
- For high transmission reliability: optional shield connection to the housing by means of shield contact

Commercial data

Item number	1436819
Packing unit	20 pc
Minimum order quantity	1 pc
Sales key	AB26
Product key	ABQEGD
GTIN	4046356438810
Weight per piece (including packing)	15.932 g
Weight per piece (excluding packing)	14.146 g
Customs tariff number	85366990
Country of origin	DE

SACC-DSI-MS-17CON-L180 SCO SH - Device connector rear mounting



1436819

<https://www.phoenixcontact.com/us/products/1436819>

Technical data

Notes

Notes on operation	The electrical and mechanical data specified assume that the connector pair is correctly locked and mounted. If the connector is unlocked and if there is a danger of contamination, the connector must be sealed using a protective cap > IP54. Influences arising from litz wires, cables or PCB assembly must also be taken into consideration.
Order information:	Lock nut is included in the scope of delivery

Mounting

Mounting type	Rear mounting (Pg9, with flat nut)
Tightening torque	2 Nm ... 3 Nm (Installation-side)

Product properties

Product type	Circular connectors (device side)
Number of positions	17
Shielded	yes
Coding	A
Thread type	M12

Insulation characteristics

Overvoltage category	II
Degree of pollution	3

Dimensions

Length of the solder pin	6 mm
	6 mm

Material specifications

Material Housing	GD-Zn
Material Housing surface	Ni
Material Contact carrier	PA 6.6
Material Contact	CuZn
Material Contact surface	Au
Material Seal	NBR
Flammability rating according to UL 94	V0

Electrical properties

Rated surge voltage	0.8 kV
Contact resistance	≤ 3 mΩ
Insulation resistance	≥ 100 MΩ
Nominal voltage U _N	30 V

SACC-DSI-MS-17CON-L180 SCO SH - Device connector rear mounting



1436819

<https://www.phoenixcontact.com/us/products/1436819>

Nominal current I_N	1.5 A
-----------------------	-------

Connection data

Conductor connection

Connection method	Wave soldering
Contact connection type	Pin
Tightening torque	2 Nm ... 3 Nm (Installation-side)

Mechanical properties

Mechanical data

Insertion/withdrawal cycles	> 100
-----------------------------	-------

Connector

Connection 1

Head design	Pin
Head cable outlet	straight
Head thread type	M12
Head locking type	SPEEDCON
Coding	A

Environmental and real-life conditions

Ambient conditions

Degree of protection	IP67 (When plugged in)
	IP65 (When plugged in)
Ambient temperature (operation) (male connector/female connector)	-25 °C ... 85 °C
	-40 °C ... 85 °C (without mechanical actuation)
UL Type Rating	Type 4 (indoor use only)

Standards and regulations

Standard designation	M12 circular connector
Standards/specifications	according to IEC 61076-2-101

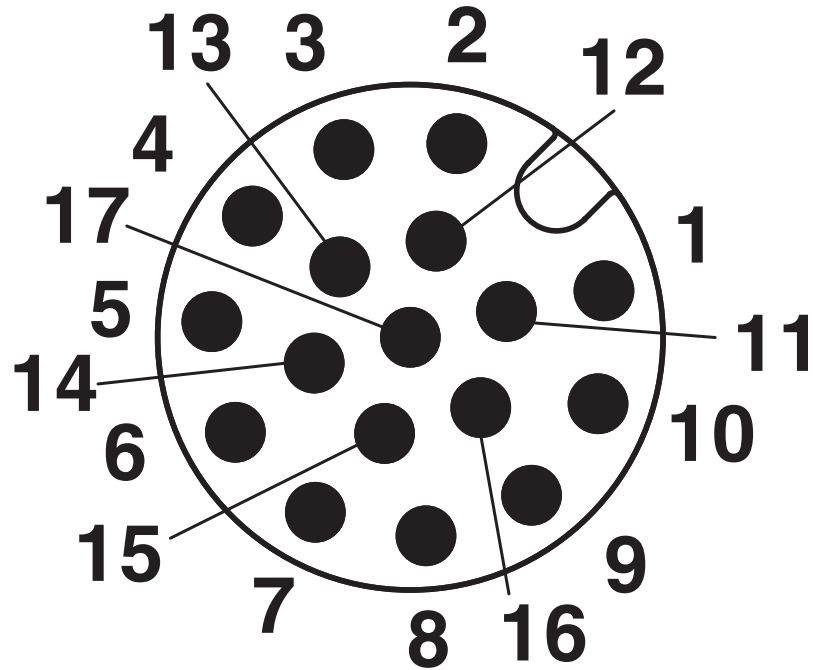
SACC-DSI-MS-17CON-L180 SCO SH - Device connector rear mounting

1436819

<https://www.phoenixcontact.com/us/products/1436819>

Drawings

Schematic diagram



Pin assignment M12 male connector, 17-pos., male side view

SACC-DSI-MS-17CON-L180 SCO SH - Device connector rear mounting





1436819

<https://www.phoenixcontact.com/us/products/1436819>

Approvals

To download certificates, visit the product detail page: <https://www.phoenixcontact.com/us/products/1436819>

 UL Recognized Approval ID: E118976-20100522				
	Nominal voltage U_N	Nominal current I_N	Cross section AWG	Cross section mm^2
keine				
	30 V	1.5 A	26	-

 cULus Recognized Approval ID: E221474-20140616				
	Nominal voltage U_N	Nominal current I_N	Cross section AWG	Cross section mm^2
keine				
	30 V	1.5 A	-	-

SACC-DSI-MS-17CON-L180 SCO SH - Device connector rear mounting



1436819

<https://www.phoenixcontact.com/us/products/1436819>

Classifications

ECLASS

ECLASS-13.0	27440110
ECLASS-15.0	27440110

ETIM

ETIM 10.0	EC003568
-----------	----------

UNSPSC

UNSPSC 21.0	39121400
-------------	----------

SACC-DSI-MS-17CON-L180 SCO SH - Device connector rear mounting



1436819

<https://www.phoenixcontact.com/us/products/1436819>

Environmental product compliance

EU RoHS

Fulfills EU RoHS substance requirements	Yes
Exemption	6(c)

China RoHS

Environment friendly use period (EFUP)	EFUP-50
	An article-related China RoHS declaration table can be found in the download area for the respective article under "Manufacturer declaration". For all articles with EFUP-E, no China RoHS declaration table issued and required.

EU REACH SVHC

REACH candidate substance (CAS No.)	Lead(CAS: 7439-92-1)
SCIP	5f63170d-1730-4ad8-9b2f-6fc169ad69ed

Phoenix Contact 2026 © - all rights reserved
<https://www.phoenixcontact.com>

Phoenix Contact USA
586 Fulling Mill Road
Middletown, PA 17057, United States
(+717) 944-1300
info@phoenixcon.com